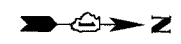
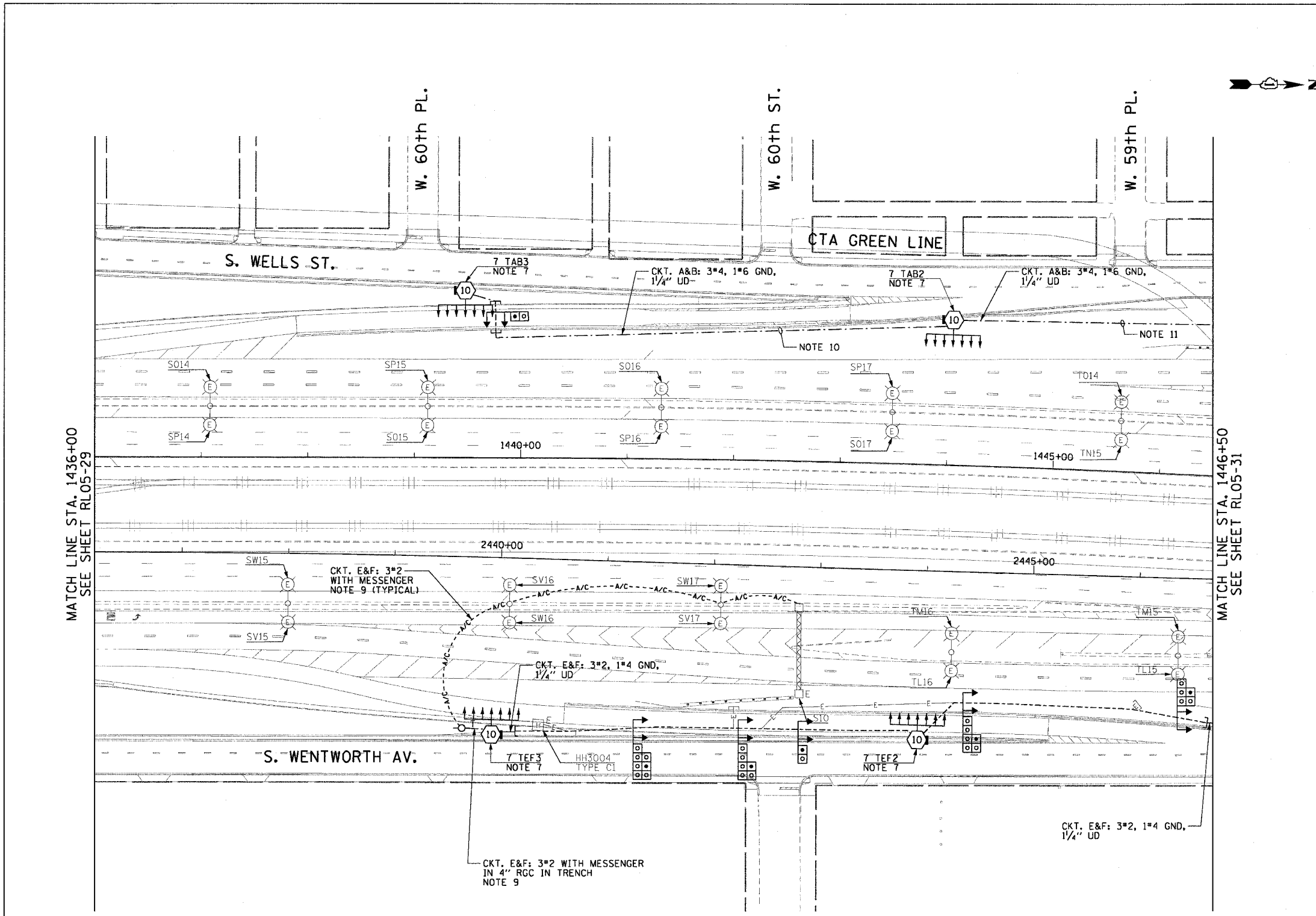


F.A.I. RTE.	SECTION	COUNTY	TOTAL SHEETS	SHEET NO.
90/94	2003-0311	COOK	976	145
STA. 1436+00.00		TO STA. 1446+50.00		
FED. ROAD DIST. NO. 1		ILLINOIS		FED. AID PROJECT

62583


NOTES:

- SEE DRAWINGS ME-01 AND ME-02 FOR ELECTRICAL SYMBOLS AND ABBREVIATIONS.
- COORDINATE ALL WORK WITH IDOT CONTRACT NO. 62693.
- UNLESS NOTED OTHERWISE, ALL ITEMS AND WORK SHOWN IN HEAVY LINE WEIGHT ON THIS DRAWING ARE PROPOSED ITEMS AND WORK.
- SEE DRAWINGS ES-04 AND ES-05 FOR HIGH MAST LIGHT TOWER SCHEDULE.
- ALL HIGH MAST TOWER FOUNDATIONS SHOWN ON THIS DRAWING WILL BE INSTALLED BY OTHERS IN IDOT CONTRACT NO. 62693.
- ALL CONCRETE ENCASED DUCTBANKS SHOWN ON THIS DRAWING WILL BE INSTALLED BY OTHERS IN A SEPARATE CONTRACT AND WILL BE CONSIDERED AN EXISTING CONDITION FOR THIS CONTRACT.
- THE CONDUIT FOR ALL RETAINING WALL MOUNTED HIGH MAST TOWERS MUST BE INSTALLED AS SHOWN ON DRAWING ME-03.
- RUN PARALLEL RACEWAYS IN COMMON TRENCH. THE FINAL INSTALLATION LOCATIONS OF THE LIGHTING RACEWAYS MUST BE COORDINATED WITH THE RACEWAYS SHOWN ON THE SURVEILLANCE PLANS.
- PROVIDE A TEMPORARY POWER FEED TO THE EXISTING SIGN TRUSS STRUCTURE LIGHTING UNITS. SEE DRAWING ME-25 FOR TEMPORARY POWER FEED TO SIGN STRUCTURE DETAILS.
- ALL UNIT DUCT BETWEEN STA. 1439+50 AND HIGH MAST LIGHT TOWER 7 TAB2 MUST BE INSTALLED IN FRONT OF THE RETAINING WALL FOOTING AT A DEPTH EQUAL TO THE TOP OF THE FOOTING TO AVOID CONFLICTS WITH FUTURE IDOT CONTRACT NO. 62303.
- ALL UNIT DUCT BETWEEN HIGH MAST LIGHT TOWERS 7 TAB2 AND 7 TAB1 MUST BE INSTALLED AT A MINIMUM TRENCH DEPTH OF 5'-0" TO AVOID CONFLICTS WITH FUTURE IDOT CONTRACT NO. 62303.



MATCH LINE STA. 1436+00
SEE SHEET RL05-29

MATCH LINE STA. 1446+50
SEE SHEET RL05-31



RL05-30



REVISIONS	
NAME	DATE

ILLINOIS DEPARTMENT OF TRANSPORTATION
F.A.I. 90/94 (DAN RYAN EXPRESSWAY)
31st STREET TO I-57
ROADWAY LIGHTING PLANS
PROPOSED IMPROVEMENTS 2005

SCALE: 1"=50' DRAWN BY: CJM
DATE: October 29, 2004 CHECKED BY: WDS

11/23/2004 10:09:20 AM