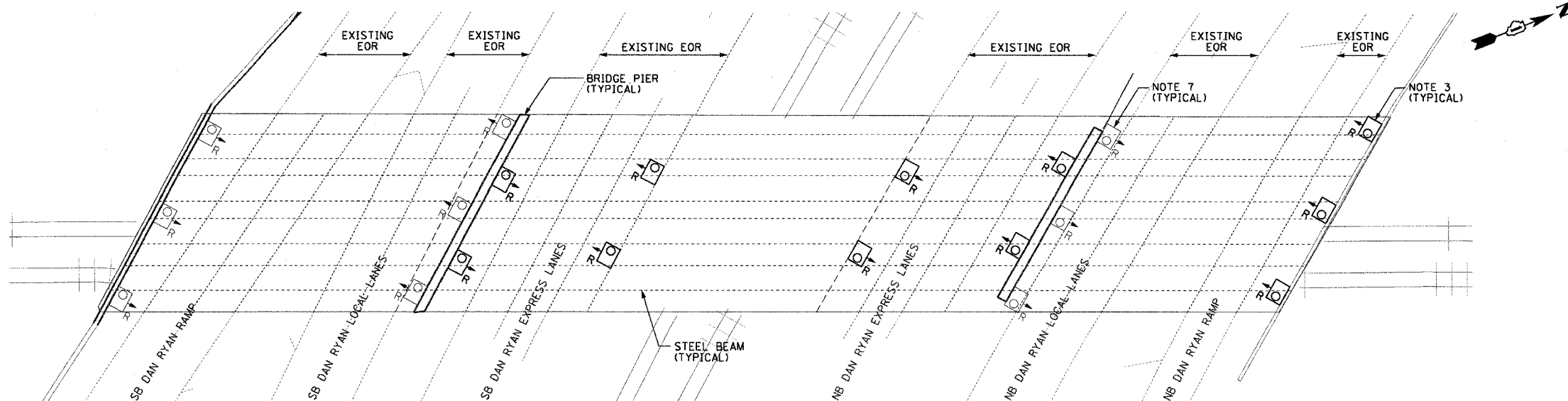


F.A.I. RTE.	SECTION	COUNTY	TOTAL SHEETS	SHEET NO.
90/94	2003-0311	COOK	976	374
STA.	TO STA.			
FED. ROAD DIST. NO. 1	ILLINOIS	FED. AID PROJECT		

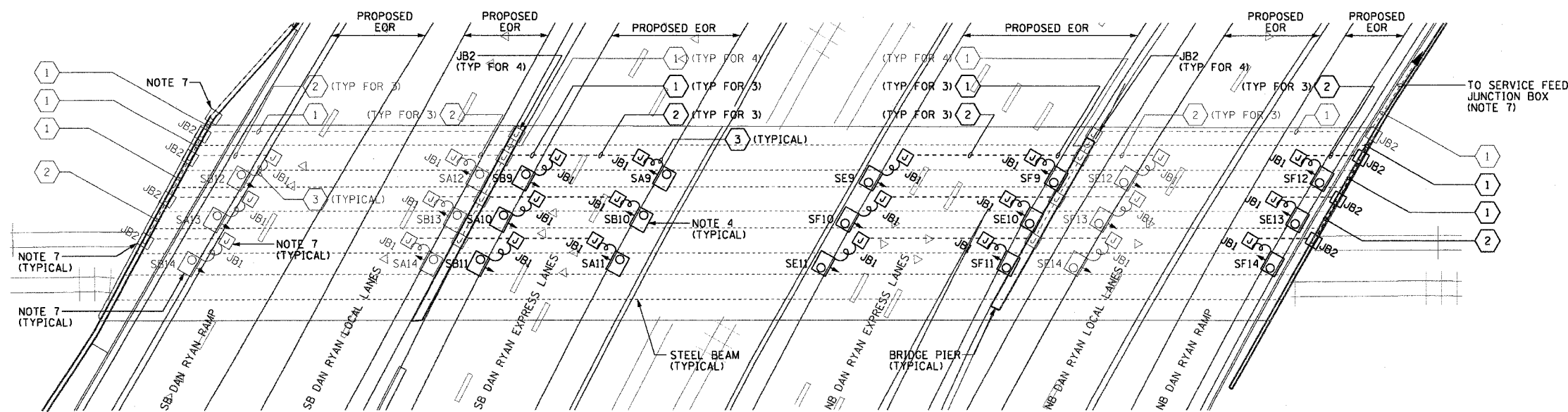
62583

**NOTES:**

- SEE DRAWINGS ME-01 AND ME-02 FOR ELECTRICAL SYMBOLS AND ABBREVIATIONS.
- LOCATIONS OF EXISTING ELECTRICAL EQUIPMENT SHOWN ON THIS DRAWING ARE APPROXIMATIONS AND MUST BE VERIFIED IN THE FIELD BY THE CONTRACTOR.
- THE REMOVAL OF EXISTING UNDERPASS LUMINAIRES MUST INCLUDE THE REMOVAL OF ALL CABLES, CONDUIT, AND HARDWARE ASSOCIATED WITH THE EXISTING UNDERPASS LIGHTING. COST FOR THIS WORK WILL NOT BE PAID FOR SEPARATELY BUT WILL BE INCLUDED AS PART OF THE "REMOVE EXISTING UNDERPASS LUMINAIRE, AND SALVAGE" PAY ITEM.
- ALL PROPOSED UNDERPASS LUMINAIRES SHOWN ON THIS DRAWING MUST BE PENDANT MOUNTED OFFSET 2 FEET FROM EDGE OF ROADWAY (EOR) UNLESS NOTED OTHERWISE. SEE DRAWING ME-06 FOR PENDANT MOUNTED UNDERPASS LIGHTING DETAILS.
- ALL PROPOSED UNDERPASS LIGHTING UNITS SHOWN ON THIS DRAWING WILL BE FED FROM IDOT LIGHTING CONTROLLER "S"; SEE DRAWING SLO8-07 FOR SINGLE LINE DIAGRAM OF LIGHTING CONTROLLER "S".
- CONTRACTOR IS RESPONSIBLE FOR THE MAINTENANCE OF THE EXISTING LIGHTING SYSTEM SHOWN ON THIS DRAWING. PROVIDE TEMPORARY POWER AS REQUIRED TO MAINTAIN THE EXISTING LIGHTING SYSTEM.
- ELECTRICAL WORK COMPLETED AS PART OF IDOT CONTRACT NUMBER 62733.
- COORDINATE ALL ELECTRICAL WORK WITH CIVIL WORK, IDOT CONTRACT NUMBER 62733, CONSTRUCTION STAGING AND TRAFFIC CONTROL OVERVIEW PLANS.



**EXISTING UNDERPASS LIGHTING PLAN**  
(SEE NOTES 2 AND 6)



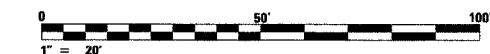
**PROPOSED UNDERPASS LIGHTING PLAN**  
(SEE NOTE 5)

JUNCTION BOX SCHEDULE		
NO.	SIZE	DESCRIPTION
JB1	6"x6"x4"	STAINLESS STEEL, ATTACHED TO STRUCTURE, UNDERPASS LIGHTING
JB2	12"x10"x6"	STAINLESS STEEL, ATTACHED TO STRUCTURE, UNDERPASS LIGHTING


CABLE / CONDUIT SCHEDULE		
NO.	DESCRIPTION	
1	3-1/C*10, 1-1/C*10 GND IN 1" DIA PVC CC RGC ATTACHED TO STRUCTURE (CKTS AS INDICATED ON THIS DRAWING)	
2	2-1/C*10, 1-1/C*10 GND IN 1" DIA PVC CC RGC ATTACHED TO STRUCTURE (CKTS AS INDICATED ON THIS DRAWING)	
3	2-1/C*10, 1-1/C*10 GND IN 1" DIA LIQUID TIGHT FLEXIBLE CONDUIT (CKTS AS INDICATED ON THIS DRAWING)	

**SEQUENCE OF WORK (NOTE 8):**

- 2006: REPLACE UNDERPASS LIGHTING IN EXPRESS LANES
- 2007: REPLACE UNDERPASS LIGHTING IN NB RAMP LANES



UL-23



REVISIONS		ILLINOIS DEPARTMENT OF TRANSPORTATION F.A.I. 90/94 (DAN RYAN EXPRESSWAY) 31st STREET TO I-57
NAME	DATE	
		<b>UNDERPASS LIGHTING PLANS</b> C.R.I. AND P. R.R.  SCALE: 1"=20' DATE: October 29, 2004 DRAWN BY: HAR CHECKED BY: WDS

10/15/2004 02:36:30 PM