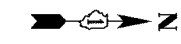
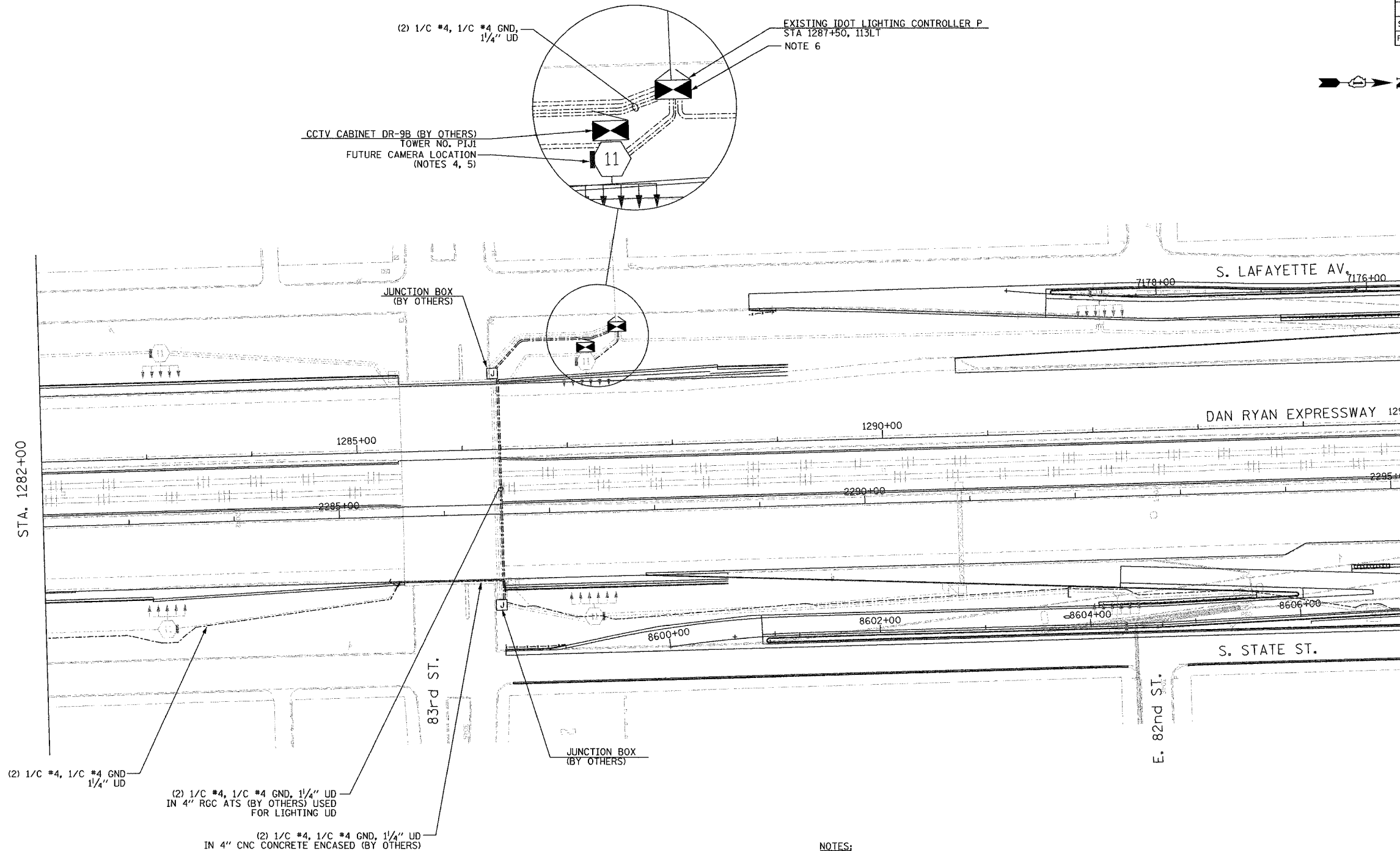
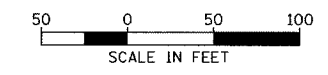


SECTION	COUNTY	TOTAL SHEETS	SHEET NO.
2003-0311	COOK	976	613
STA. 1282+00 TO STA. 1295+00			
FED. ROAD DIST. NO.	ILLINOIS	FED. AID PROJECT	
62583			



- NOTES:**
- SEE DRAWINGS ME-01 AND ME-02 FOR ELECTRICAL SYMBOLS AND ABBREVIATIONS.
 - UNLESS OTHERWISE STATED, ALL NOTED CABLE AND CONDUIT TO BE FURNISHED AND INSTALLED UNDER THIS CONTRACT.
 - THIS SHEET ONLY DEPICTS INSTALLATION OF CLOSED CIRCUIT TELEVISION ELEMENTS. SEE LIGHTING PLANS FOR LIGHTING ELEMENT INSTALLATION.
 - CONTRACTOR SHALL COIL A MINIMUM OF 20 FEET OF 120-VOLT POWER CABLE AT THE BASE OF THE LIGHT TOWER FOR FUTURE CCTV CAMERA.
 - SEE DRAWING COMM-16 FOR CCTV COMMUNICATIONS SYSTEM CONDUIT AND CABLE LAYOUT.
 - CONTRACTOR SHALL CONNECT CAMERA POWER FEED TO THE AUXILIARY BREAKER IN THE LIGHTING CONTROLLER CABINET AS SHOWN ON DRAWING ME-19.



CCTV-11

REVISIONS	
NAME	DATE

ILLINOIS DEPARTMENT OF TRANSPORTATION
 F.A.I. 94/90 (DAN RYAN EXPRESSWAY)
 31st STREET to I-57
 CCTV SITE LAYOUT
 CAMERA DR-9C (SHEET 3 OF 3)
 CAMERA DR-9B
 CAMERA DR-9A (SHEET 1 OF 2)
 SCALE: 1"=50'
 DATE: October 29, 2004
 DRAWN BY: DHI
 CHECKED BY: MJL

Edwards AND Kelcey
 ONE NORTH FRANKLIN
 CHICAGO, IL 60606
 PHONE: (312) 251-3000
 FAX: (312) 251-3015
 WEB: WWW.EKCORP.COM

1/19/2004 04:41:11 PM