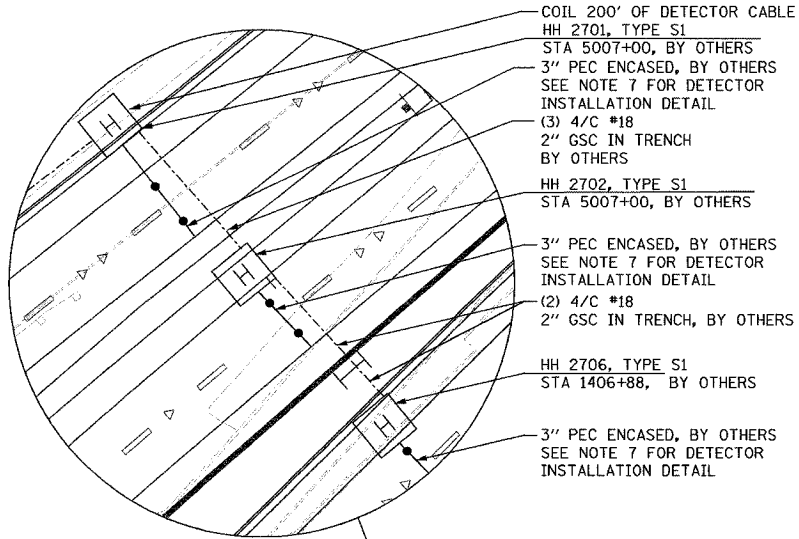
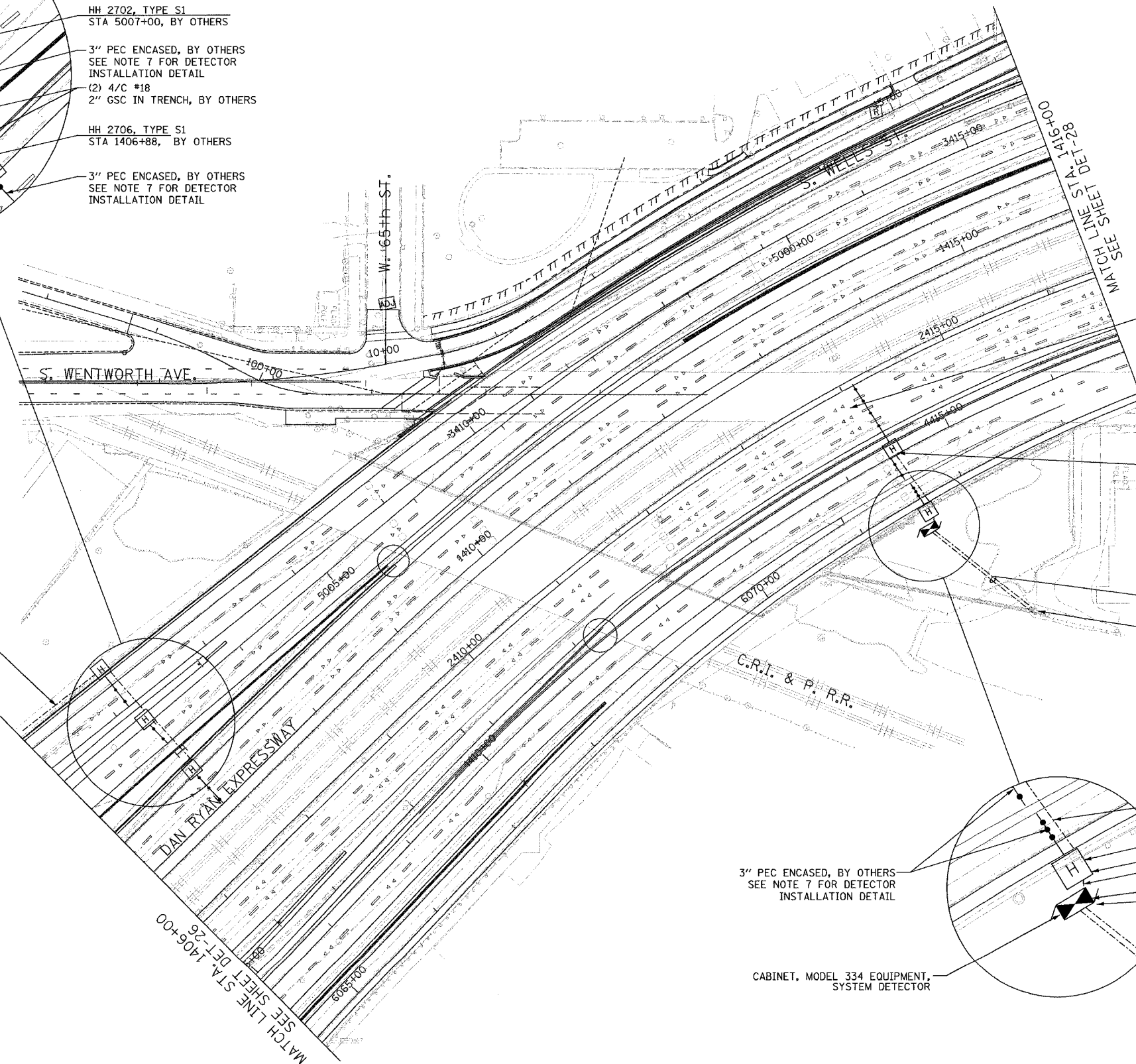


SECTION	COUNTY	TOTAL SHEETS	SHEET NO.
2003-03II	COOK	976	740
STA. 1406+00 TO STA. 1416+00			
FED. ROAD DIST. NO.	ILLINOIS	FED. AID PROJECT	
62583			



- COIL 200' OF DETECTOR CABLE
- HH 2701, TYPE S1
- STA 5007+00, BY OTHERS
- 3" PEC ENCASED, BY OTHERS
- SEE NOTE 7 FOR DETECTOR INSTALLATION DETAIL
- (3) 4/C #18
- 2" GSC IN TRENCH
- BY OTHERS
- HH 2702, TYPE S1
- STA 5007+00, BY OTHERS
- 3" PEC ENCASED, BY OTHERS
- SEE NOTE 7 FOR DETECTOR INSTALLATION DETAIL
- (2) 4/C #18
- 2" GSC IN TRENCH, BY OTHERS
- HH 2706, TYPE S1
- STA 1406+88, BY OTHERS
- 3" PEC ENCASED, BY OTHERS
- SEE NOTE 7 FOR DETECTOR INSTALLATION DETAIL

- NOTES:**
1. SEE DRAWING ME-01 AND ME-02 FOR ELECTRICAL SYSTEMS AND ABBREVIATIONS.
 2. UNLESS OTHERWISE STATED, ALL NOTED CABLE AND CONDUIT TO BE FURNISHED AND INSTALLED UNDER THIS CONTRACT.
 3. TRENCHED CONDUITS INSTALLED IN PARALLEL ARE TO BE INSTALLED IN COMMON TRENCH.
 4. THIS SHEET ONLY DEPICTS INSTALLATION OF DETECTION/RAMP METER ELEMENTS. REFER TO SHEETS FOR OTHER SUBSYSTEMS FOR ADDITIONAL ELEMENTS IN THE AREA SHOWN.
 5. CONTRACTOR TO ROD AND CLEAN EXISTING CONDUITS PRIOR TO INSTALLING AND PULLING INNERDUCTS AND CABLES IN CONDUITS.
 6. DETECTION/RAMP METER CONDUIT SHALL NOT BE INSTALLED IN ELECTRIC HANDHOLES (SEE DETAIL SHEET DT-45).
 7. FOR DETECTOR PROBE INSTALLATION DETAILS, SEE SHEETS DT-23 AND DT-28.
 8. FOR HANDHOLE DETAILS, SEE SHEET DT-44 AND DT-46.
 9. FOR WIRING DETAILS, SEE SHEETS DET-48 THROUGH DET-53



3" PEC IN TRENCH, BY OTHERS
SEE NOTE 7 FOR DETECTOR
INSTALLATION DETAIL

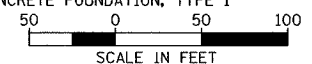
HH 2704, TYPE S1
STA 6071+58, BY OTHERS

2/C #4, 1/C #6 GND
2" GSC PUSHED
2" GSC PUSHED (SPARE)
ELECTRIC SERVICE INSTALLATION - 30A, 120V

(4) 4/C #18
2" GSC IN TRENCH, BY OTHERS

3" PEC ENCASED, BY OTHERS
SEE NOTE 7 FOR DETECTOR
INSTALLATION DETAIL

(3) 4/C #18
2" GSC IN TRENCH, BY OTHERS
HH 2705, TYPE C1
STA 6071+58, BY OTHERS
COIL 200' OF DETECTOR CABLE
(4) 4/C #18
3" GSC IN TRENCH, BY OTHERS
PROPOSED SURVEILLANCE CABINET 48
STA. 6071+50, 35 RT
CONCRETE FOUNDATION, TYPE 1



CABINET, MODEL 334 EQUIPMENT,
SYSTEM DETECTOR

REVISIONS	
NAME	DATE

ILLINOIS DEPARTMENT OF TRANSPORTATION
F.A.I. 94/90 (DAN RYAN EXPRESSWAY)
31st STREET TO I-57
SURVEILLANCE SYSTEM STATION
DETECTOR SYSTEM
CRI & P RR SITE LAYOUT
DET-29, DET-30

SCALE: 1"=50'
DATE: October 29, 2004

DRAWN BY: CJH
CHECKED BY: MJL

DET-27

**Edwards
AND Kelcey**

ONE NORTH FRANKLIN
CHICAGO, IL 60606
PHONE: (312) 251-3000
FAX: (312) 251-3015
WEB: WWW.EKCORP.COM

11/23/2004 12:50:13 PM