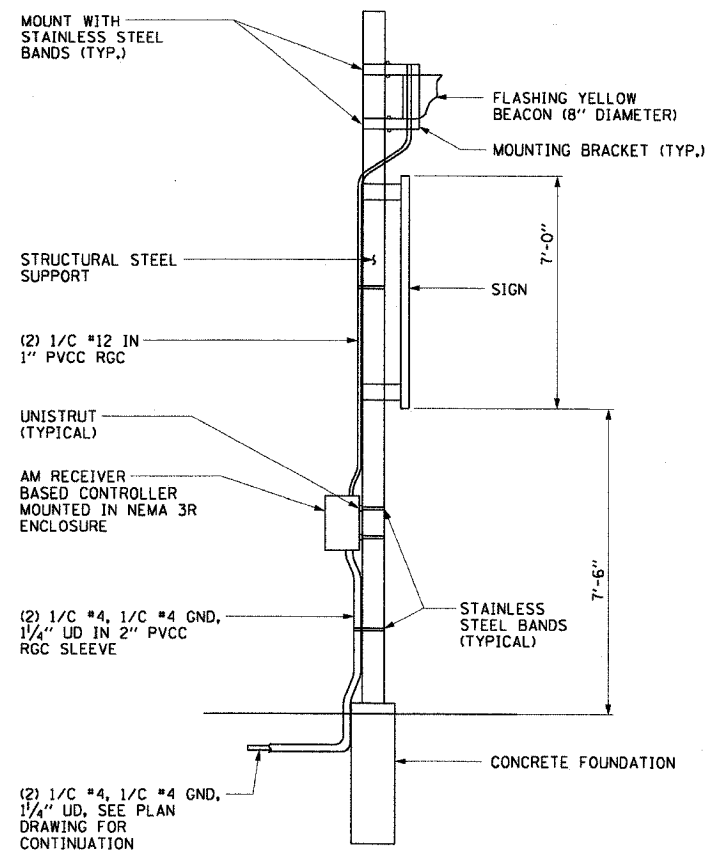


F.A.I. RTE.	SECTION	COUNTY	TOTAL SHEETS	SHEET NO.
90/94	2003-0311	COOK	976	926
STA.	TO STA.			
FED. ROAD DIST. NO. 1 ILLINOIS FED. AID PROJECT				

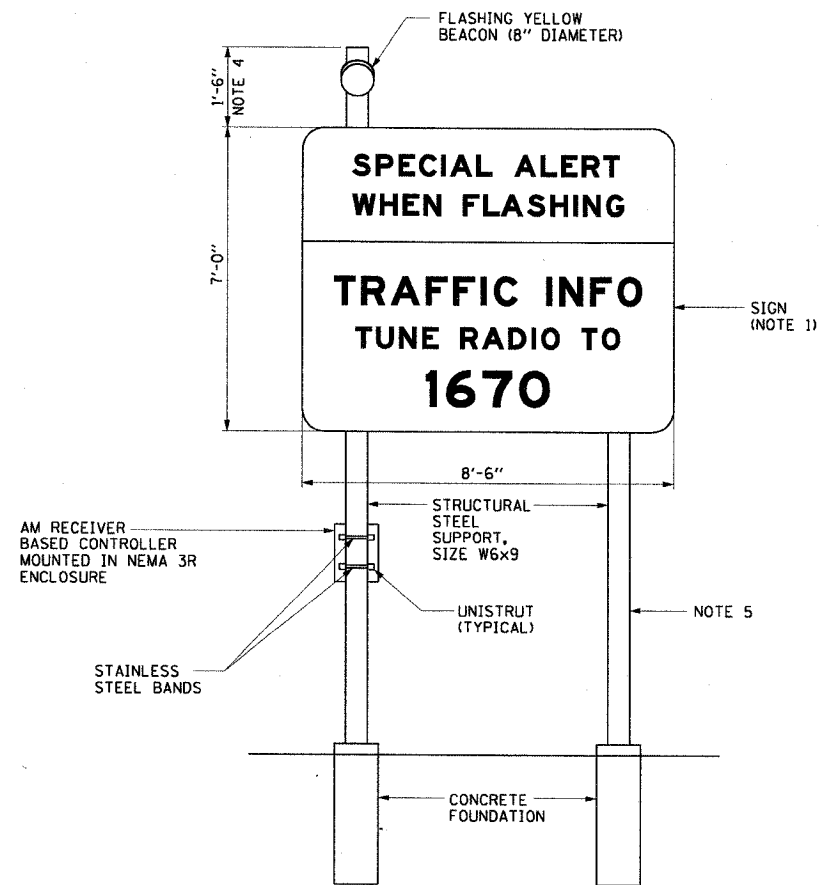
62583

**NOTES:**

1. SEE DRAWING DT-21 FOR SIGN PANEL DETAILS.
2. SEE PLAN DRAWINGS HAR-04 TO HAR-07 FOR LOCATIONS OF HIGHWAY ADVISORY RADIO FLASHER ASSEMBLY.
3. SIGN SUPPORTS, FOUNDATIONS, AND MOUNTING HARDWARE MUST COMPLY WITH IDOT SIGN STANDARDS.
4. DIMENSION IS 1'-6" MINIMUM AND MUST BE ADJUSTED TO ENSURE ADEQUATE LENGTH FOR MOUNTING THE FLASHING BEACON.
5. SIGN SUPPORT POST LENGTHS ARE TO BE DETERMINED IN THE FIELD BY THE CONTRACTOR, AND SHOULD BE BASED UPON THE DIMENSIONS SHOWN ON THIS DRAWING AND THE FINAL GRADING AT THE SIGN LOCATION.



**HIGHWAY ADVISORY RADIO FLASHER ASSEMBLY  
SIDE VIEW (TYPICAL)**  
NOT TO SCALE




**HIGHWAY ADVISORY RADIO FLASHER ASSEMBLY  
FRONT VIEW (TYPICAL)**  
NOT TO SCALE

DT-22

REVISIONS	
NAME	DATE

ILLINOIS DEPARTMENT OF TRANSPORTATION  
F.A.I. 90/94 (DAN RYAN EXPRESSWAY)  
31st STREET TO I-57  
HIGHWAY ADVISORY RADIO  
FLASHING BEACON SIGN  
ASSEMBLY DETAILS

SCALE: NONE  
DATE: October 29, 2004  
DRAWN BY: BHP  
CHECKED BY: BMW



10/15/2004 08:44:48 AM