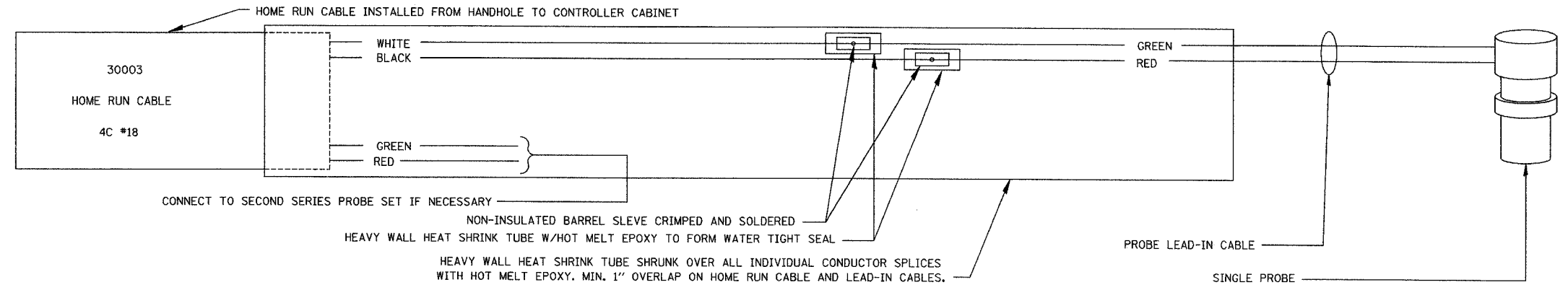
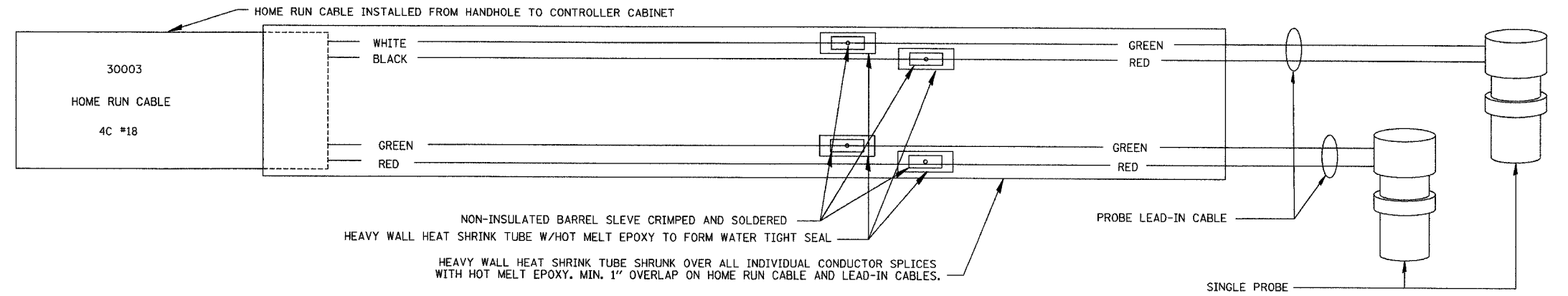


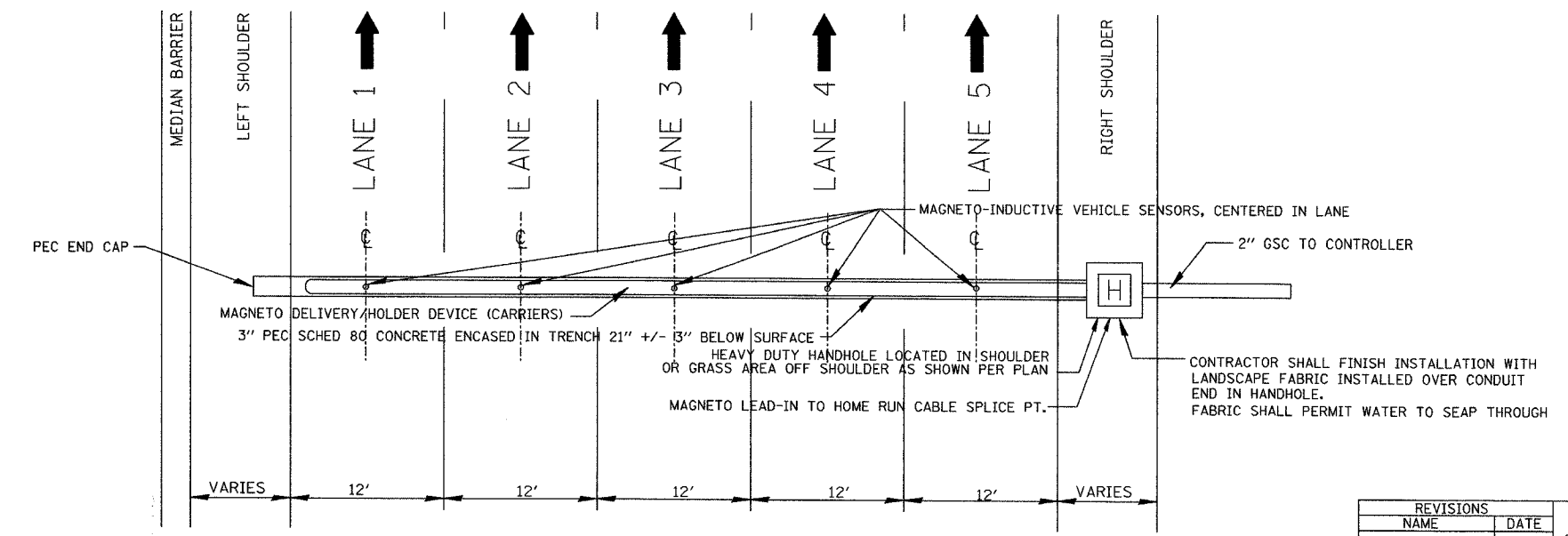
SECTION	COUNTY	TOTAL SHEETS	SHEET NO.
2003-0311	COOK	976	131
STA.	TO STA.		
FED. ROAD DIST. NO.	ILLINOIS	FED. AID PROJECT	
62583			



TYPICAL MULTIPLE MAGNETO-INDUCTIVE VEHICLE SENSOR SERIES SPLICING DETAIL- STANDALONE DETECTOR STATION

NOTES:

1. PROBE SHALL BE POSITIONED IN THE CENTER OF EACH LANE. EXACT POSITIONING AND CONFIGURATION TO BE DETERMINED BY MANUFACTURER'S FIELD REPRESENTATIVE.
2. SUFFICIENT NUMBER OF CARRIERS TO BE INSTALLED TO COVER THE DISTANCE FROM THE HANDHOLE TO THE FARTHEST PROBE. FIRST CARRIER INSERTED SHALL BE END CAP CARRIER.
3. ANY DEVIATION IN CONDUIT ALIGNMENT SHALL BE LESS THAN 1/4 IN. PER FT.
4. CONDUIT END CAP TO BE PRESS FITTED (NO ADHESIVE). 3/8 IN. DRAINAGE HOLE TO BE DRILLED IN END CAP. HOLE TO BE POSITIONED AT BOTTOM.
5. CONDUIT TO EXTEND APPROXIMATELY 3 IN. INTO HANDHOLE.
6. FOR 3" PEC CONCRETE ENCASED IN TRENCH DETAIL SEE SHEET DT-29.



DAN RYAN TYPICAL 5 LANE CROSS SECTION WITH NON-INVASIVE MAGNETO-INDUCTIVE VEHICLE SENSOR (PROBE) INSTALLED IN ALL LANES

Edwards AND Kelcey
 ONE NORTH FRANKLIN CHICAGO, IL 60606
 PHONE: (312) 251-3000
 FAX: (312) 251-3015
 WEB: WWW.EKCORP.COM

REVISIONS	
NAME	DATE

ILLINOIS DEPARTMENT OF TRANSPORTATION
 F.A.I. 94/90 (DAN RYAN EXPRESSWAY)
 31st STREET TO I-57
 TYPICAL MULTIPLE MAGNETO-INDUCTIVE VEHICLE SENSOR (MICROLOOP) - MAINLINE, MULTI LANE, STANDALONE DETECTOR STATION (SHEET 1 OF 2)
 SCALE: NTS
 DATE: October 29, 2004
 DRAWN BY: NB
 CHECKED BY: CTC

DT-26

P:\030019\035\Nls\cadd\01020202a.dwg 10/14/2004 09:24:11 AM