

Bench Mark:

No. 3535. Found cross cut on Southern flange bolt of fire hydrant at the Northeast corner of 59th St. and Wentworth Ave. El 19.31

Existing Structure:

1. Cast-in-place cantilever retaining wall E-2 on spread footing with variable height and 450'-0" long.
2. Cast-in-place cantilever retaining wall E-3 on spread footing with variable height and 884'-0" long.
3. Cast-in-place cantilever retaining wall E-4 on spread footing with variable height and 875'-5³/₄" long.

STATE OF ILLINOIS
DEPARTMENT OF TRANSPORTATION

INDEX OF SHEETS

- R1 General Plan I
- R2 General Plan II
- R3 General Plan III
- R4 Profile Grades
- R5 Typical Sections
- R6 Typical Sections
- R7 Detailed Plan and Elevation
- R8 Detailed Plan and Elevation
- R9 Detailed Plan and Elevation
- R10 Detailed Plan and Elevation
- R11 Detailed Plan and Elevation
- R12 Detailed Plan and Elevation
- R13 Detailed Plan and Elevation
- R14 Step Details and Misc. Details
- R15 Wall Sections
- R16 Wall Sections
- R17 Wall Sections
- R18 Temporary Soil Retention System
- R19 Typical Fluted Parapet and Misc. Details
- R20 Reinforcement Details
- R21 Soil Boring Logs
- R22 Soil Boring Logs
- R23 Soil Boring Logs
- R24 Soil Boring Logs
- R25 Soil Boring Logs
- R26 Soil Boring Logs
- R27 Soil Boring Logs
- R28 Soil Boring Logs

F.A.I. RTE.	SECTION	COUNTY	TOTAL SHEETS	SHEET NO.
90/94	2021-922PT.1-AC	COOK	460	228
STA.		TO STA.		
FED. ROAD DIST. NO. 1		ILLINOIS	FED. AID PROJECT	
62693				

TOTAL BILL OF MATERIAL

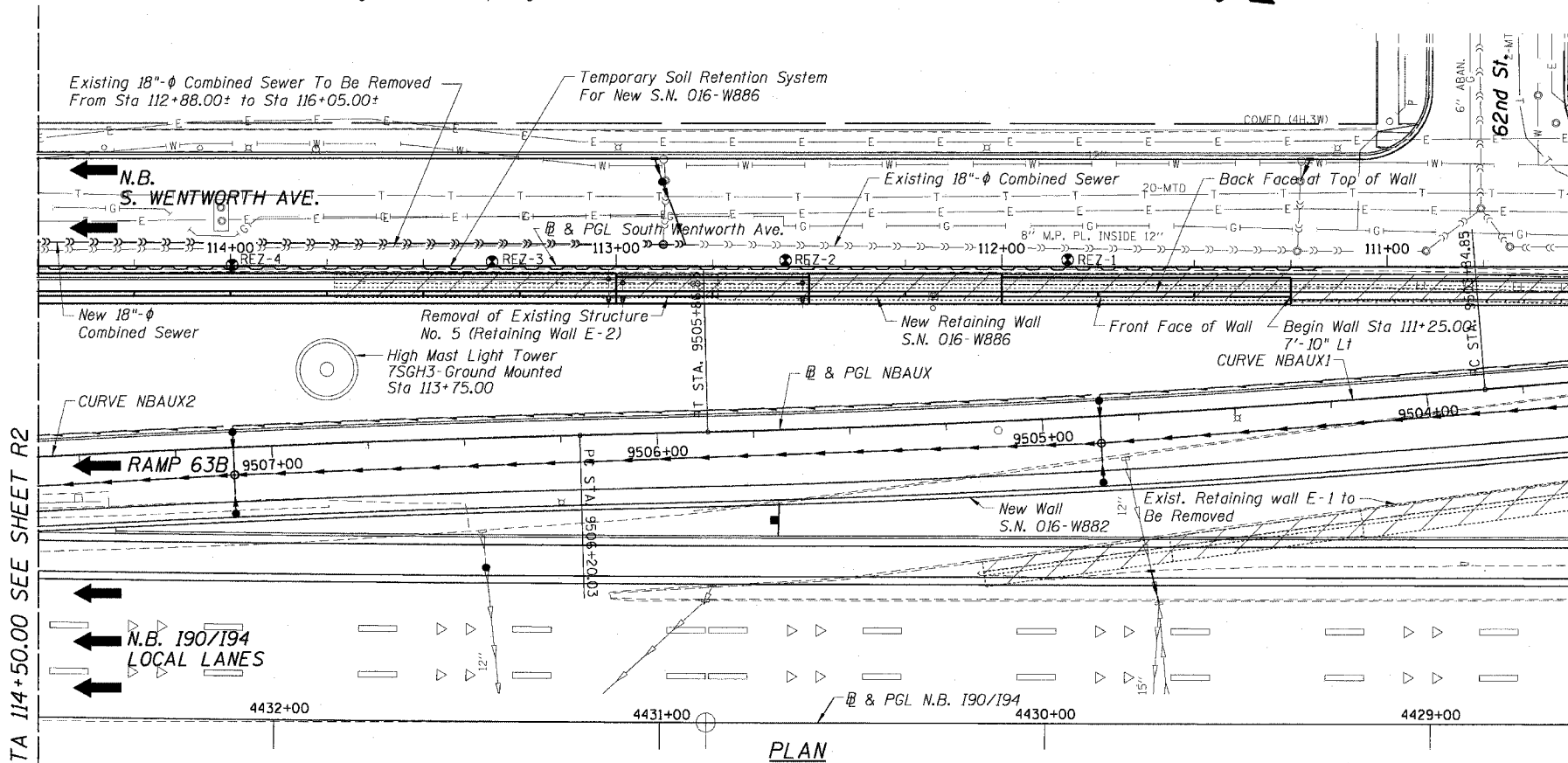
Item	Unit	Quantity
Rustication Finish	Sq Ft	16697
Porous Granular Embankment	Cu Yd	6142
Temporary Soil Retention System	Sq Ft	24790
Removal of Existing Structures No. 4	Each	1
Removal of Existing Structures No. 5	Each	1
Structure Excavation	Cu Yd	6162
Concrete Superstructure	Cu Yd	204
Concrete Structures	Cu Yd	2547
Protective Coat	Sq Yd	2967
Reinforcement Bars, Epoxy Coated	Pound	306120
Micropiles	Each	829
Micropile Load Test	Each	3
Micropile Proof Load Test	Each	7
Pipe Underdrains for Structures, 6"	Foot	1565
Chain Link Fence, 42" Attached to Structure (Special)	Foot	1535
Chain Link Fence, 42" Gate (Special)	Each	2
Temporary Sheet Piling	Sq Ft	6720
Porous Granular Embankment, Special	Cu Yd	176

DESIGN STRESSES DESIGN SPECIFICATIONS

FIELD UNITS 2002 AASHTO, Standard Specifications for Highway Bridges
 f'c = 3,500 psi
 fy = 60,000 psi (Reinf.)

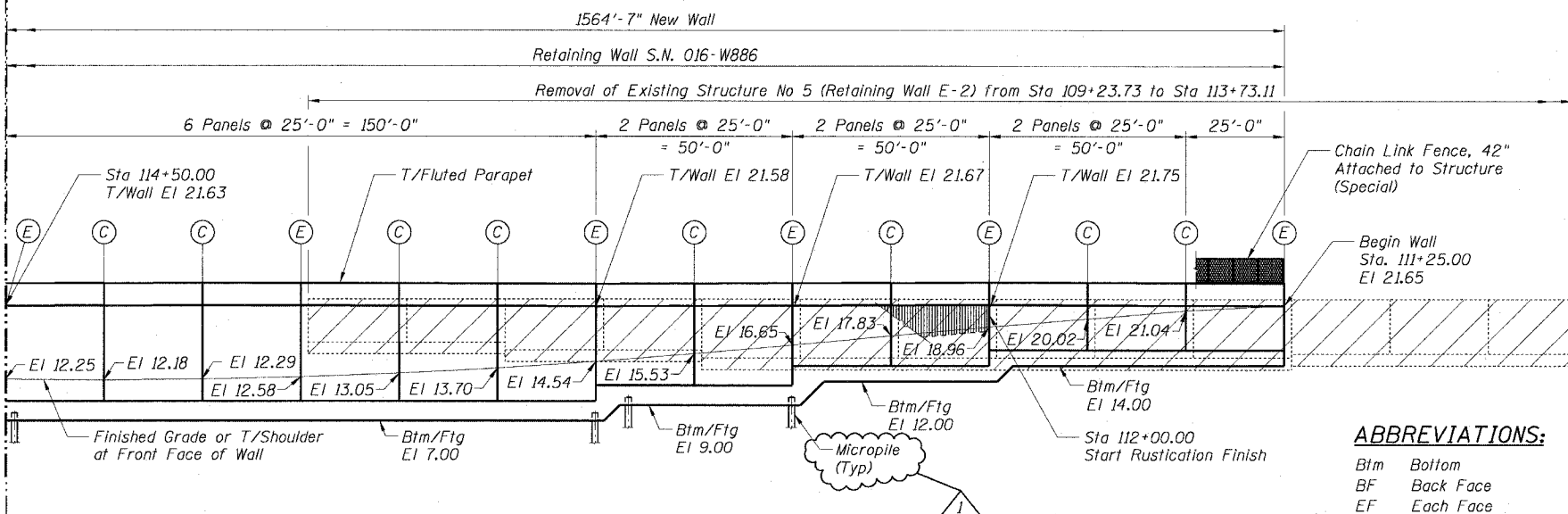
NOTES:

1. For General Notes see Sheet R4.
2. For Typical Sections see Sheets R5 and R6.
3. For limits of Temporary Soil Retention System see Sheet R18.
4. For Detailed Plan & Elevation, see Sheets R7 to R13.
5. For Wall Sections, see Sheets R15 to R17.
6. For Boring Logs, see Sheets R21 to R28.
7. For High Mast Light Tower Details, see LTF Sheets.
8. For Chain Link Fence, 42" Attached to Structure (Special) Details, see Sheet SD1.
9. For Chain Link Fence, 42" Gate (Special) Details see Sheets SD2-SD5.
10. For Retaining Wall Rustication Details, see Sheet SD6.



MATCH LINE STA 114+50.00 SEE SHEET R2

PLAN



FRONT FACE ELEVATION
(Looking East)

LEGEND


- (C) - Construction Joint
- (E) - Expansion Joint
- (S) - Soil Boring Location
- [Hatched] - Removal of Existing Structures
- [Stippled] - Chain Link Fence, Special
- [Arrow] - Direction of Traffic
- (O) - Vertical Pile
- (O with dot) - Battered Pile
- [Dashed] - New Structure
- [Dotted] - Existing Structure
- [Hatched with dots] - Rustication Finish

ABBREVIATIONS:

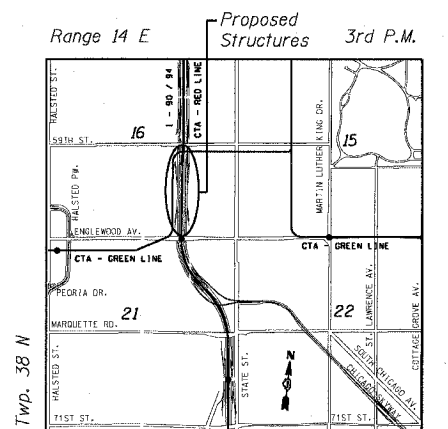
- Btm Bottom
- BF Back Face
- EF Each Face
- EW Each Way
- FF Front Face
- Ftg Footing
- Lt Left
- Sta Station
- T Top

APPROVED
FOR STRUCTURAL ADEQUACY ONLY

Ralph E. Anderson
ENGINEER OF BRIDGES AND STRUCTURES



EXPIRATION DATE: 11-30-2004



LOCATION SKETCH

Sheet R1 of 28

REVISIONS	
NAME	DATE
MK & JSS	01/06/05

ILLINOIS DEPARTMENT OF TRANSPORTATION
 F.A.I. 90/94 (DAN RYAN EXPRESSWAY)
GENERAL PLAN I
SOUTH WENTWORTH AVENUE RETAINING WALL
WEST 59TH STREET TO WEST 63RD STREET
 SECTION 2021-922 PT.1-AC
 STATION 111+25.00 TO 126+89.58
 COOK COUNTY S.N. 016-W886
 SCALE: None DRAWN BY: ET
 DATE: October 29, 2004 CHECKED BY: JSS/MM

