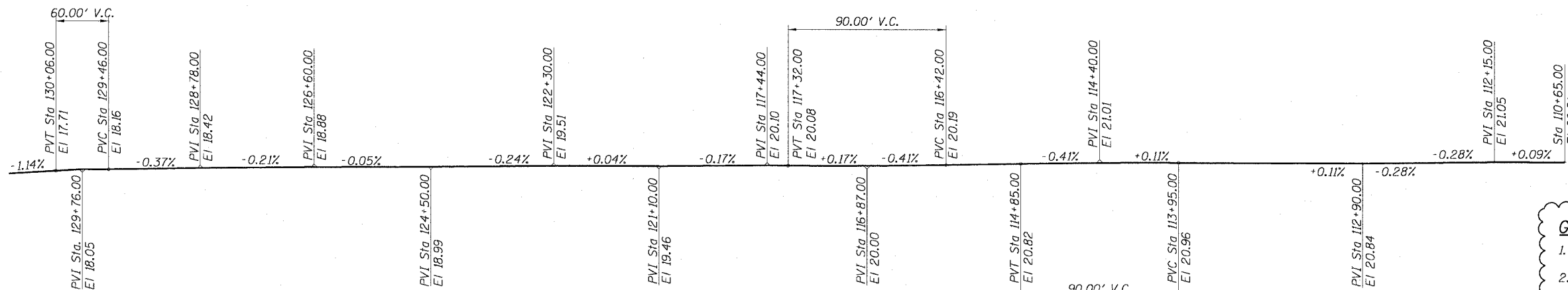


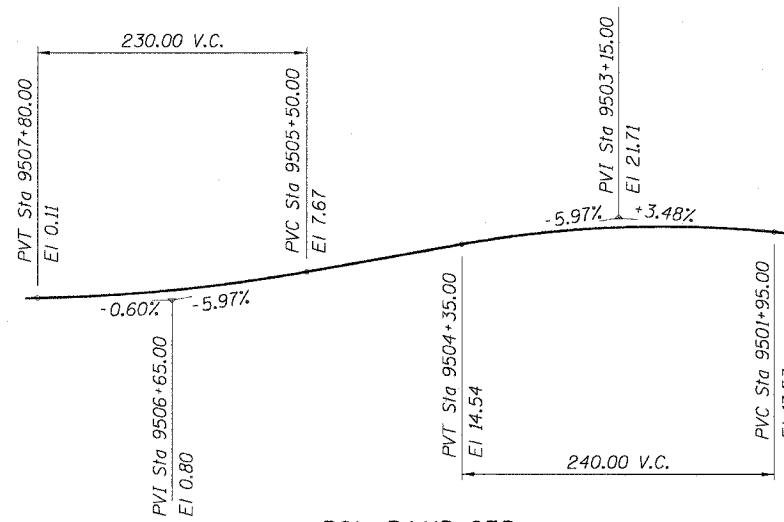
STATE OF ILLINOIS
DEPARTMENT OF TRANSPORTATION

F.A.I. RTE.	SECTION	COUNTY	TOTAL SHEETS	SHEET NO.
90/94	2021-922PT.1-AC	COOK	460	231
STA.	TO STA.			
FED. ROAD DIST. NO. 1	ILLINOIS	FED. AID PROJECT		

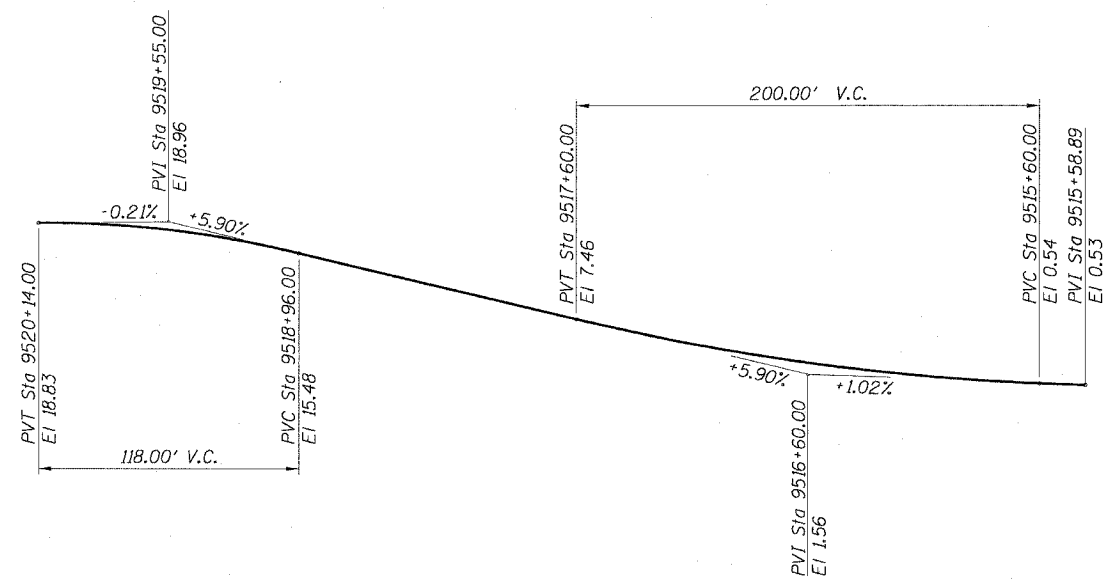
62693



PROFILE GRADE - SOUTH WENTWORTH AVE.
(Along \bar{M} of Roadway)



PGL-RAMP 63B



PGL-RAMP 59C

GENERAL NOTES:

- Stations and offsets are measured from \bar{M} & PGL S. Wentworth Ave. to the front face of the retaining wall.
- Existing utilities in conflict with retaining wall shall be abandoned or relocated according to directions given in the Roadway Plans.
- All construction joints shall be bonded.
- All exposed concrete edges shall have a $\frac{3}{4}$ " by 45° chamfer except where shown otherwise. Chamfer on vertical edges shall be continued a minimum of 1 foot below the finished ground line.
- A protective coat shall be applied according to Section 503.19 of the Standard Specifications to all concrete surfaces not in contact with soil.
- The back face of Retaining Wall shall be waterproofed according to Article 503.18 of Standard Specifications.
- Reinforcement bars shall conform to the requirements of AASHTO M31 or M322, Grade 60.
- Reinforcement bars designated "E" shall be epoxy coated.
- Concrete barrier (Special) for High Mast Light Tower foundation protection is detailed on Roadway Plans and paid for under Roadway Items.
- Plan Dimensions and Details relating to Existing Structures have been taken from Existing Plans and are subject to Nominal Construction Variations. It shall be The Contractor's responsibility to verify such Dimensions and Details in the Field and make necessary approved adjustments prior to Construction or ordering of Materials. Such variations shall not be cause for additional compensation or a change in the Scope of Work. However The Contractor will be paid for the Quantity actually furnished at the Unit Price for the Work.
- Light Tower Foundation and Pad Construction: The Contractor shall protect the earth in front of existing and proposed retaining walls during construction of light tower foundations and service pads. For light tower foundations in front of the new retaining walls, the Contractor shall coordinate the construction of the retaining walls, light tower foundations, and service pads to occur concurrently. If the Contractor does not perform the work concurrently he shall provide a temporary soil retention system to protect the retaining wall from being undermined during light tower construction work which shall be included in the Cost of the Light Tower Foundation work.

CURVE NBAUX1	CURVE NBAUX2	CURVE NBAUX3	CURVE NBAUX4	CURVE NBAUX5
P.I. STA= 9504+85.87	P.I. STA= 9507+37.23	P.I. STA= 9510+47.04	P.I. STA= 9514+90.68	P.I. STA= 9520+14.51
N= 1,863,921.64	N= 1,864,172.66	N= 1,864,481.34	N= 1,864,923.14	N= 1,865,447.69
E= 1,175,976.69	E= 1,175,962.85	E= 1,175,939.03	E= 1,175,977.06	E= 1,175,962.35
Δ = 3° 12' 54"	Δ = 2° 26' 29"	Δ = 0° 31' 39"	Δ = 7° 14' 54"	Δ = 5° 06' 31"
D= 1° 35' 30"	D= 1° 02' 30"	D= 0° 24' 38"	D= 1° 02' 30"	D= 1° 54' 35"
R= 3600.00'	R= 5500.00'	R= 13952.00'	R= 5500.00'	R= 3000.00'
T= 101.03'	T= 117.20'	T= 64.23'	T= 348.36'	T= 133.83'
L= 202.00'	L= 234.36'	L= 128.46'	L= 695.79'	L= 267.48'
E= 1.42'	E= 1.25'	E= 0.15'	E= 11.02'	E= 2.98'
e = N/A	e = N/A	e = N/A	e = N/A	e = 2.4
T.R.= N/A	T.R.= N/A	T.R.= N/A	T.R.= N/A	T.R.= 11' (0')
S.E. RUN= N/A	S.E. RUN= N/A	S.E. RUN= N/A	S.E. RUN= N/A	S.E. RUN= 66' (0')
P.C. STA= 9503+84.85	P.C. STA= 9506+20.03	P.C. STA= 9509+82.81	P.C. STA= 9511+42.32	P.C. STA= 9518+80.68
N= 1,863,821.23	N= 1,864,055.64	N= 1,864,417.11	N= 1,864,576.47	N= 1,865,313.91
E= 1,175,987.89	E= 1,175,969.30	E= 1,175,938.90	E= 1,175,942.80	E= 1,175,966.10
P.T. STA= 9505+86.85	P.T. STA= 9508+54.39	P.T. STA= 9511+11.27	P.T. STA= 9518+38.12	P.T. STA= 9521+48.16
N= 1,864,022.51	N= 1,864,289.30	N= 1,864,545.57	N= 1,865,271.36	N= 1,865,581.27
E= 1,175,971.13	E= 1,175,951.42	E= 1,175,939.75	E= 1,175,967.30	E= 1,175,970.53



REVISIONS	
NAME	DATE
MK	01/06/05

Sheet R4 of 28

ILLINOIS DEPARTMENT OF TRANSPORTATION
F.A.I. 90/94 (DAN RYAN EXPRESSWAY)
PROFILE GRADES
SOUTH WENTWORTH AVENUE RETAINING WALL
WEST 59TH STREET TO WEST 63RD STREET
SECTION 2021-922 PT.1-AC
STATION 111+25.00 TO 126+89.58
COOK COUNTY S.N. 016-W886

SCALE: None DRAWN BY: ET
DATE: October 29, 2004 CHECKED BY: JSS/MM

01/06/2005 02:46:21 PM