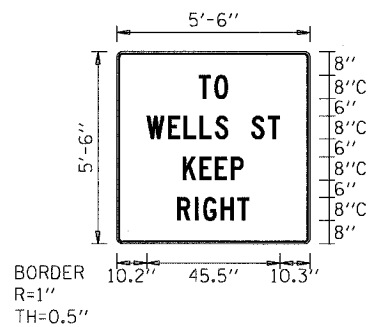


SIGN DETAIL



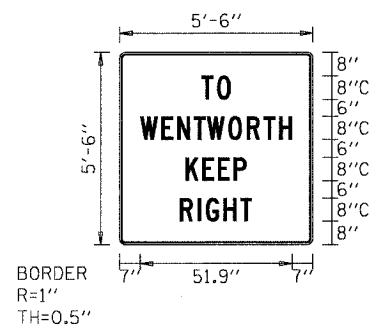
SIGN NUMBER	9C_TEMP1
WIDTH x HEIGHT	5'-6" x 5'-6"
BORDER WIDTH	0.5"
CORNER RADIUS	1"
MOUNTING	Ground
BACKGROUND	TYPE: Reflective
	COLOR: Orange
LEGEND/BORDER	TYPE: Non-reflective
	COLOR: Black

SYMBOL	X	Y	WID	HT

DIMENSIONS ARE IN Inches.tenths Letter locations are panel edge to lower left corner

LETTER POSITIONS (X)										LENGTH SERIES, SIZE	
T	O									10	C8
28	33.4										
W	E	L	L	S		S	T			45.5	C8
10.2	17.6	22.9	28.3	33.6	38	46	51.7				
K	E	E	P							20.8	C8
22.6	28.3	33.7	39								
R	I	G	H	T						24.7	C8
20.7	26.7	29.6	35.6	41.3							

SIGN DETAIL



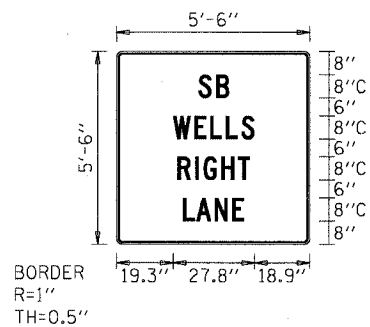
SIGN NUMBER	9C_TEMP3
WIDTH x HEIGHT	5'-6" x 5'-6"
BORDER WIDTH	0.5"
CORNER RADIUS	1"
MOUNTING	Ground
BACKGROUND	TYPE: Reflective
	COLOR: Orange
LEGEND/BORDER	TYPE: Non-reflective
	COLOR: Black

SYMBOL	X	Y	WID	HT

DIMENSIONS ARE IN Inches.tenths Letter locations are panel edge to lower left corner

LETTER POSITIONS (X)										LENGTH SERIES, SIZE	
T	O									10	C8
28	33.4										
W	E	N	T	W	O	R	T	H		51.9	C8
7	14.4	19.7	25.4	29.9	37.2	43.5	49.2	54.6			
K	E	E	P							20.8	C8
22.6	28.3	33.7	39								
R	I	G	H	T						24.7	C8
20.7	26.7	29.6	35.6	41.3							

SIGN DETAIL



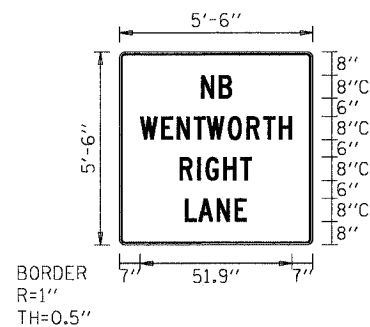
SIGN NUMBER	9C_TEMP2
WIDTH x HEIGHT	5'-6" x 5'-6"
BORDER WIDTH	0.5"
CORNER RADIUS	1"
MOUNTING	Ground
BACKGROUND	TYPE: Reflective
	COLOR: Orange
LEGEND/BORDER	TYPE: Non-reflective
	COLOR: Black

SYMBOL	X	Y	WID	HT

DIMENSIONS ARE IN Inches.tenths Letter locations are panel edge to lower left corner

LETTER POSITIONS (X)										LENGTH SERIES, SIZE	
S	B									10.5	C8
28	34.1										
W	E	L	L	S						27.8	C8
19.3	26.7	32	37.4	42.7							
R	I	G	H	T						24.7	C8
20.9	27	29.8	35.8	41.6							
L	A	N	E							20.9	C8
22.8	27.2	33.6	39.6								

SIGN DETAIL



SIGN NUMBER	9C_TEMP4
WIDTH x HEIGHT	5'-6" x 5'-6"
BORDER WIDTH	0.5"
CORNER RADIUS	1"
MOUNTING	Ground
BACKGROUND	TYPE: Reflective
	COLOR: Orange
LEGEND/BORDER	TYPE: Non-reflective
	COLOR: Black

SYMBOL	X	Y	WID	HT

DIMENSIONS ARE IN Inches.tenths Letter locations are panel edge to lower left corner

LETTER POSITIONS (X)										LENGTH SERIES, SIZE	
N	B									10.4	C8
28	34.1										
W	E	N	T	W	O	R	T	H		51.9	C8
7	14.4	19.7	25.4	29.9	37.2	43.5	49.2	54.6			
R	I	G	H	T						24.7	C8
20.7	26.8	29.6	35.6	41.3							
L	A	N	E							20.9	C8
22.6	27	33.4	39.4								



REVISIONS	
NAME	DATE

ILLINOIS DEPARTMENT OF TRANSPORTATION  
 F.A.I. 90/94 (DAN RYAN EXPRESSWAY)  
 63rd ST TO 59th ST (FRONTAGE ROAD & RAMPS)

TEMPORARY SIGN PANEL DETAILS  
 GROUND MOUNTED SIGNS

SCALE: NONE DRAWN BY: BMC  
 DATE: October 29, 2004 CHECKED BY: SWANG