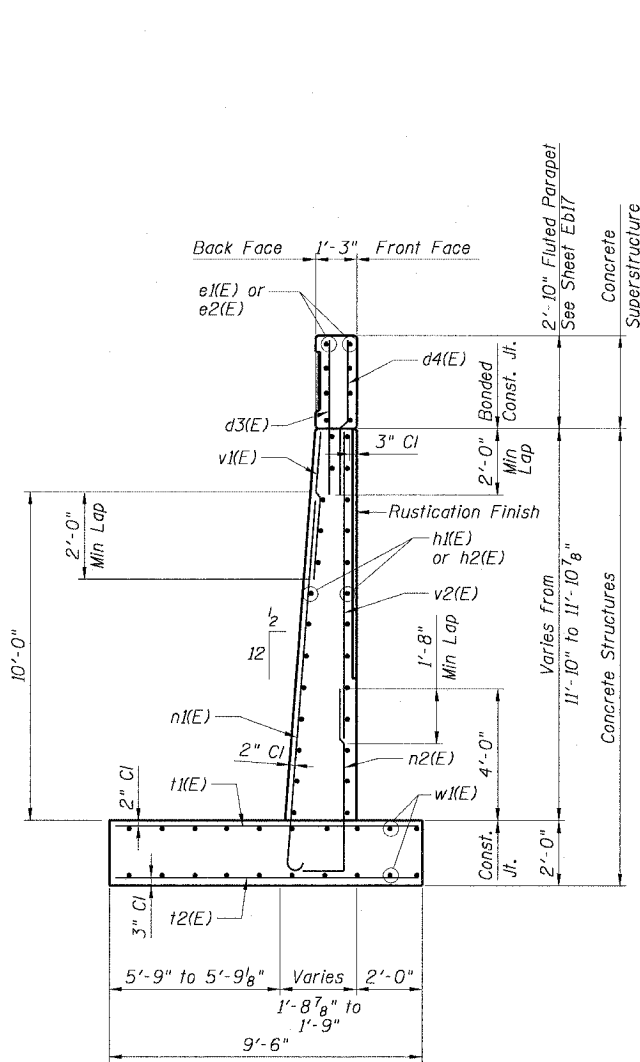


STATE OF ILLINOIS  
DEPARTMENT OF TRANSPORTATION

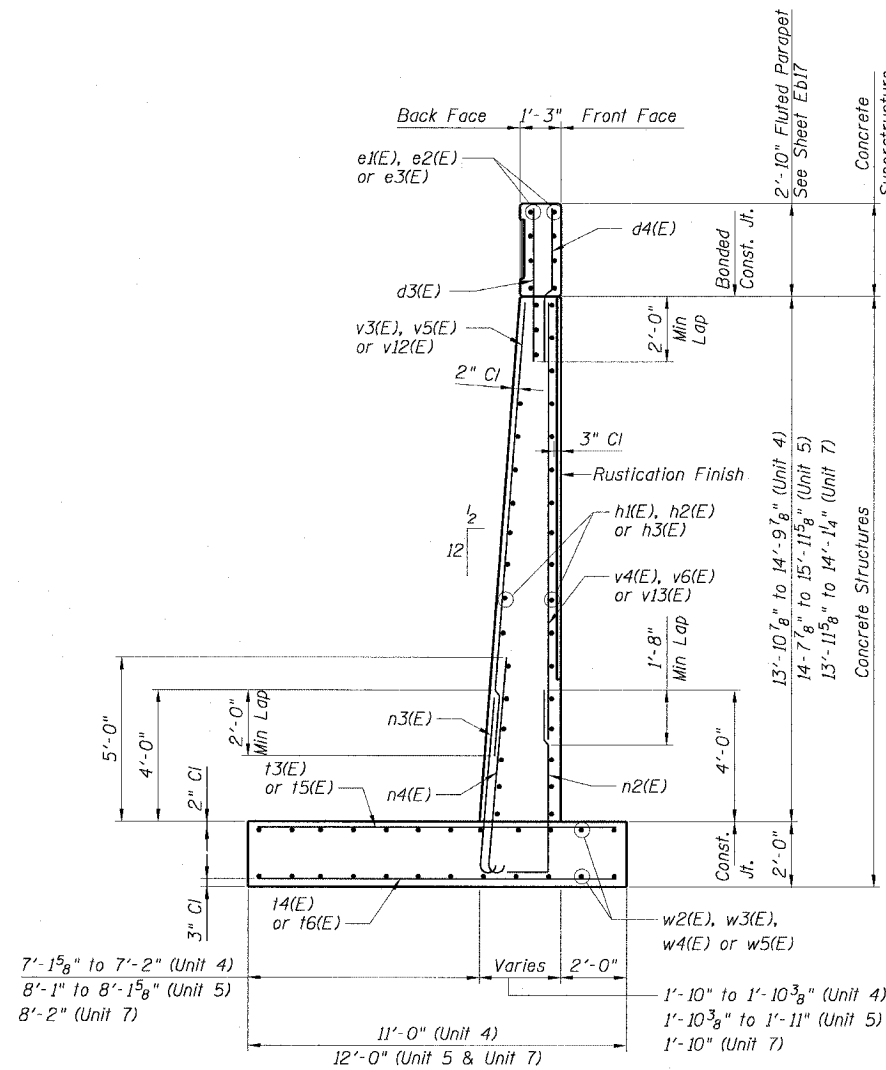
F.A.I. RTE.	SECTION	COUNTY	TOTAL SHEETS	SHEET NO.
90/94	2021-922PT.1-AC	COOK	460	303
STA.	TO STA.			
FED. ROAD DIST. NO. 1	ILLINOIS	FED. AID PROJECT		

62693



**SECTION A-A**  
(Unit 3)

Sta. 520+89.99 to Sta. 521+40.16  
Maximum Applied Bearing Pressure: 3.6 Ksf

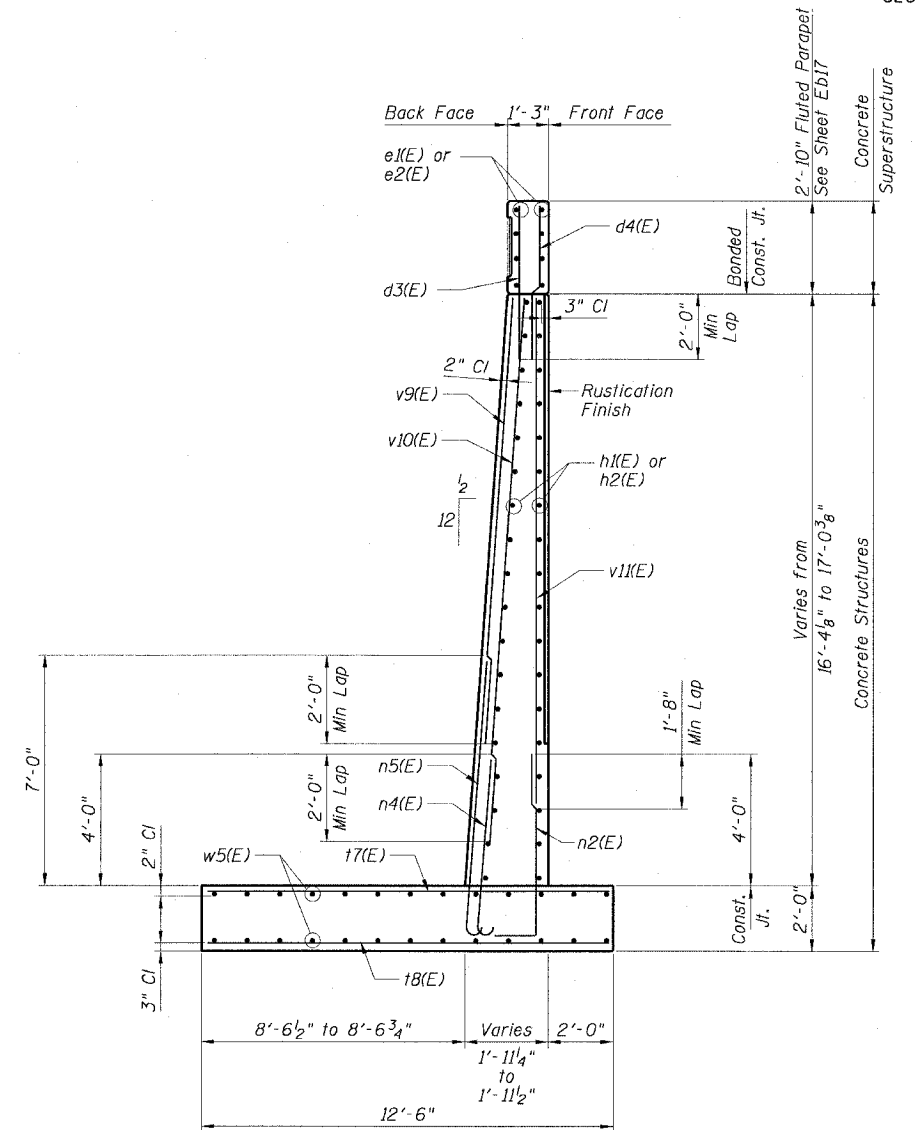


**SECTION B-B**

Sta. 521+40.16 to Sta. 522+40.19  
Maximum Applied Bearing Pressure: 4.0 Ksf — Unit 4

Sta. 522+40.19 to Sta. 525+40.19  
Maximum Applied Bearing Pressure: 4.0 Ksf — Unit 5

Sta. 526+15.19 to Sta. 526+90.19  
Maximum Applied Bearing Pressure: 3.8 Ksf — Unit 7



**SECTION C-C**

(Unit 6)  
Sta. 525+40.19 to Sta. 526+15.19  
Maximum Applied Bearing Pressure: 4.8 Ksf

**NOTES:**


- For Bar Bending Diagrams see Sheet Eb18.
- For location of Sections A-A, B-B and C-C see Sheets Eb12 thru Eb14.
- Sub-base for wall footings shall be well compacted per the Standard Specification.
- Work Sheets Eb15 and Eb16 together.

REVISIONS	
NAME	DATE

Sheet Eb15 of 23

ILLINOIS DEPARTMENT OF TRANSPORTATION  
F.A.I. 90/94 (DAN RYAN EXPRESSWAY)  
WALL SECTIONS  
SOUTH WELLS STREET RETAINING WALL  
WEST 62ND STREET TO WEST 59TH STREET  
SECTION 2021-922PT.1-AC  
STATION 513+16.20 TO 528+23.69  
COOK COUNTY SN. 016-W906-W903

SCALE: None DRAWN BY: ET/CHD  
DATE: October 29, 2004 CHECKED BY: AJS/MM



11/23/2004 09:44:51 AM