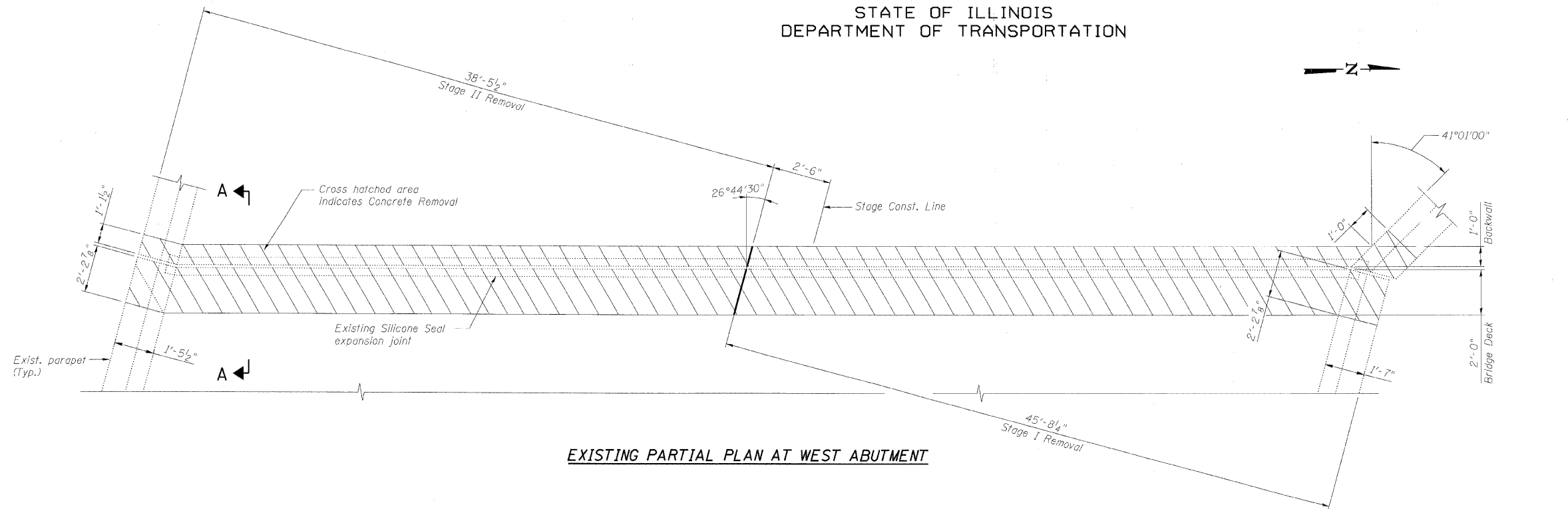
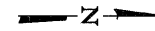
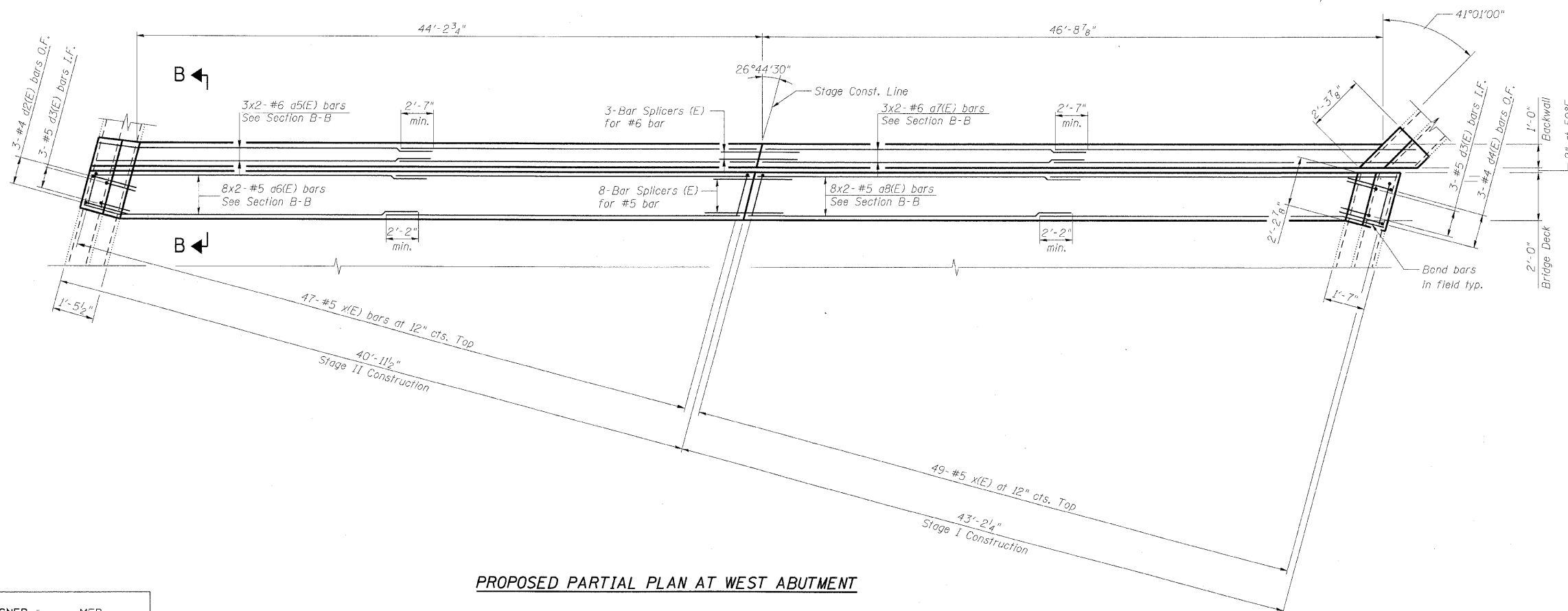


STATE OF ILLINOIS
DEPARTMENT OF TRANSPORTATION



EXISTING PARTIAL PLAN AT WEST ABUTMENT



PROPOSED PARTIAL PLAN AT WEST ABUTMENT

- Note:**
1. Bars indicated thus 8x2-#5 etc. indicates 8 lines of bars with 2 lengths per line.
 2. I.F. denotes Inside Face.
O.F. denotes Outside Face.
 3. Work this sheet with Expansion Joint Repairs Sheet 1 of 2, Expansion Joint Details sheet and Bar Splicor Assembly Details sheet.
 4. x(E) bar spacing measured along skew.
 5. See Expansion Joint Repairs Sheet 1 of 2 for Bill of Materials and Bar Bend details.

**EXPANSION JOINT REPAIRS
(2 OF 2)
STRUCTURE NO. 022-0006**

DESIGNED	MFB
CHECKED	KWS
DRAWN	VH/KH/RMG
CHECKED	KWS

benesch

alfred benesch & company
Engineers • Surveyors • Planners
205 North Michigan Avenue, Suite 2400
Chicago, Illinois 60601
312-565-0450 Job No. 10050

SHEET NO. 10A 25 SHEETS	F.A.I. RTE. 290	SECTION 2009-099 BR	COUNTY DuPage	TOTAL SHEETS 309	SHEET NO. 229A
	CONTRACT NO. 60157				
FED. ROAD DIST. NO.		ILLINOIS		FED. AID PROJECT	

x:\10000s\10050\engineering\documents\contract\sn_022-0006-0005-jor-k-rd\0006-60051-010A-ExpJ-repair.dgn 18:40:44 11/12/2009