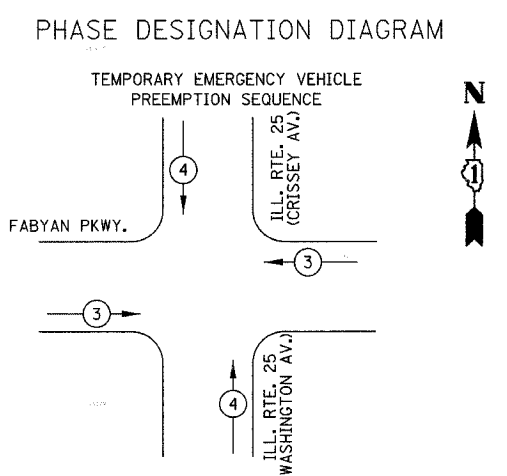
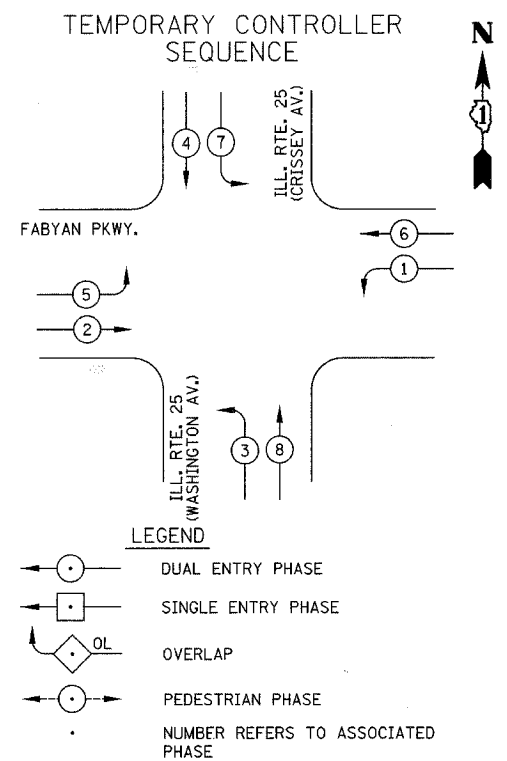
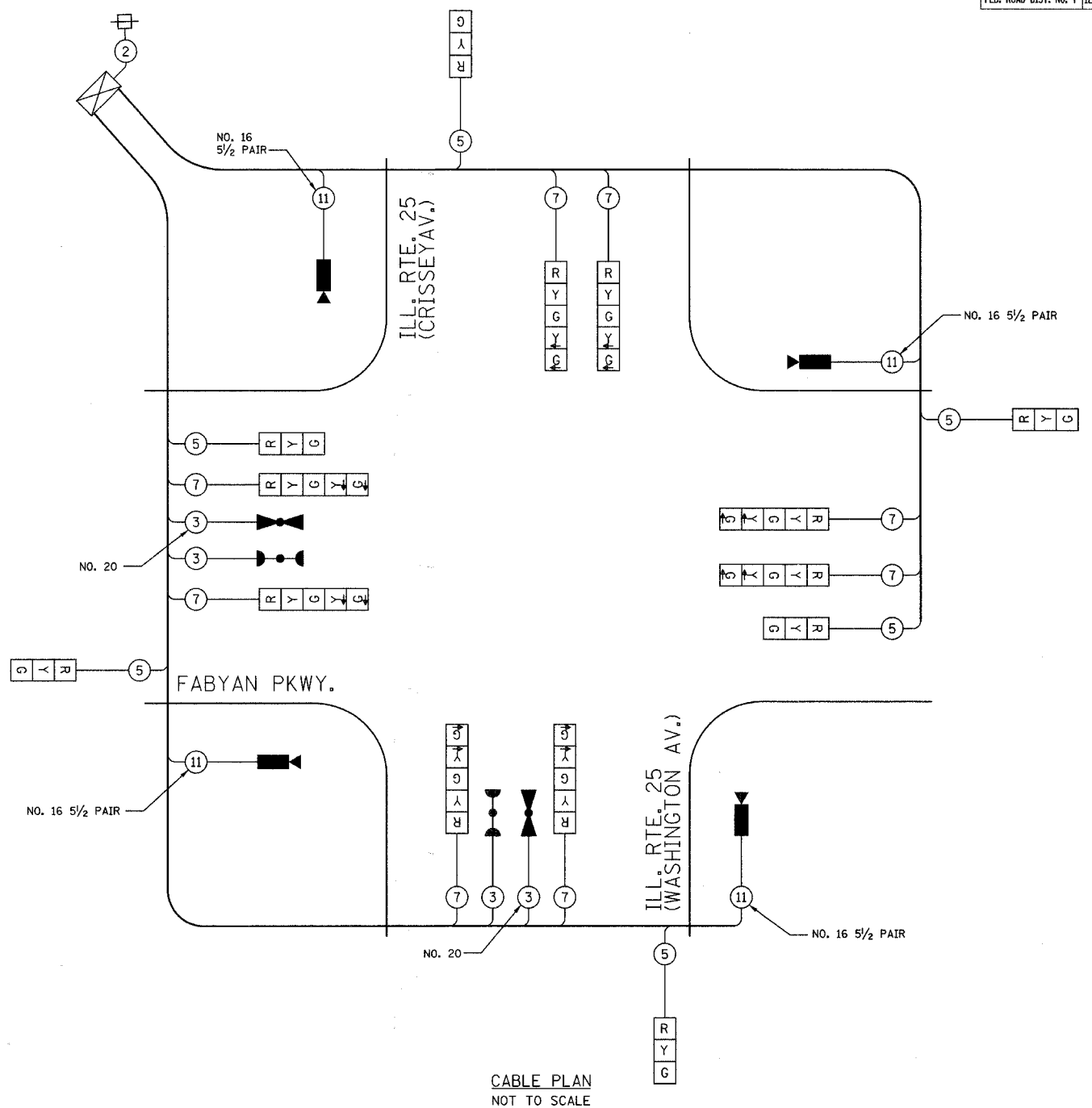


F.A.U. RTE.	SECTION	COUNTY	TOTAL SHEETS	SHEET NO.
363	06-00339-00-TL	KANE	33	11
STA.		TO STA.		
FED. ROAD DIST. NO. 7		ILLINOIS FED. AID PROJECT		



EMERGENCY VEHICLE PREEMPTOR	3	4
MOVEMENT	← →	↑ ↓

- ### TEMPORARY CABLE DIAGRAM LEGEND
- TEMPORARY TRAFFIC SIGNAL SECTION OR PEDESTRIAN SIGNAL SECTION 12" (300 mm)
  - TEMPORARY CONTROLLER CABINET
  - TEMPORARY SERVICE INSTALLATION
  - INDICATES NUMBER OF CONDUCTORS IN CABLE. ALL CONDUCTORS TO BE NUMBER 14 AWG WIRE UNLESS OTHERWISE NOTED.
  - EMERGENCY VEHICLE LIGHT DETECTOR
  - CONFIRMATION BEACON
  - PEDESTRIAN PUSHBUTTON DETECTOR
  - VEHICLE DETECTOR, INDUCTION LOOP
  - 12" (300mm) PEDESTRIAN SIGNAL SECTION
  - VIDEO VEHICLE DETECTOR



I.D.O.T. TRAFFIC SIGNAL INSTALLATION ELECTRICAL SERVICE REQUIREMENTS					TOTAL WATTAGE
TYPE	NO. LAMPS	WATTAGE INCAND.	LED	% OPERATION	
SIGNAL (RED)	12		17	0.50	102
(YELLOW)	12		25	0.25	75
(GREEN)	12		15	0.25	45
ARROW	16		12	0.10	20
CONTROLLER	1		100	1.00	100
VIDEO SYSTEMS	1		150	1.00	150
FLASHER				0.50	
TOTAL =					492

ENERGY COSTS TO: CITY OF GENEVA  
22. S. FIRST STREET  
GENEVA, IL 60134

ENERGY SUPPLY: CONTACT: JENNIFER HILKEMANN  
PHONE: (630)232-1503  
COMPANY: CITY OF GENEVA

REVISIONS		KANE COUNTY DIVISION OF TRANSPORTATION TEMPORARY CABLE PLAN, PHASE DESIGNATION DIAGRAM AND EMERGENCY VEHICLE PREEMPTION SEQUENCE FABYAN PARKWAY & ILL. RTE. 25 (WASHINGTON AV./CRISSEY AV.) SCALE: NOT TO SCALE DATE: 12/14/2007
NAME	DATE	
		DRAWN BY: CEC DESIGNED BY: BRD/JSH CHECKED BY: JJE