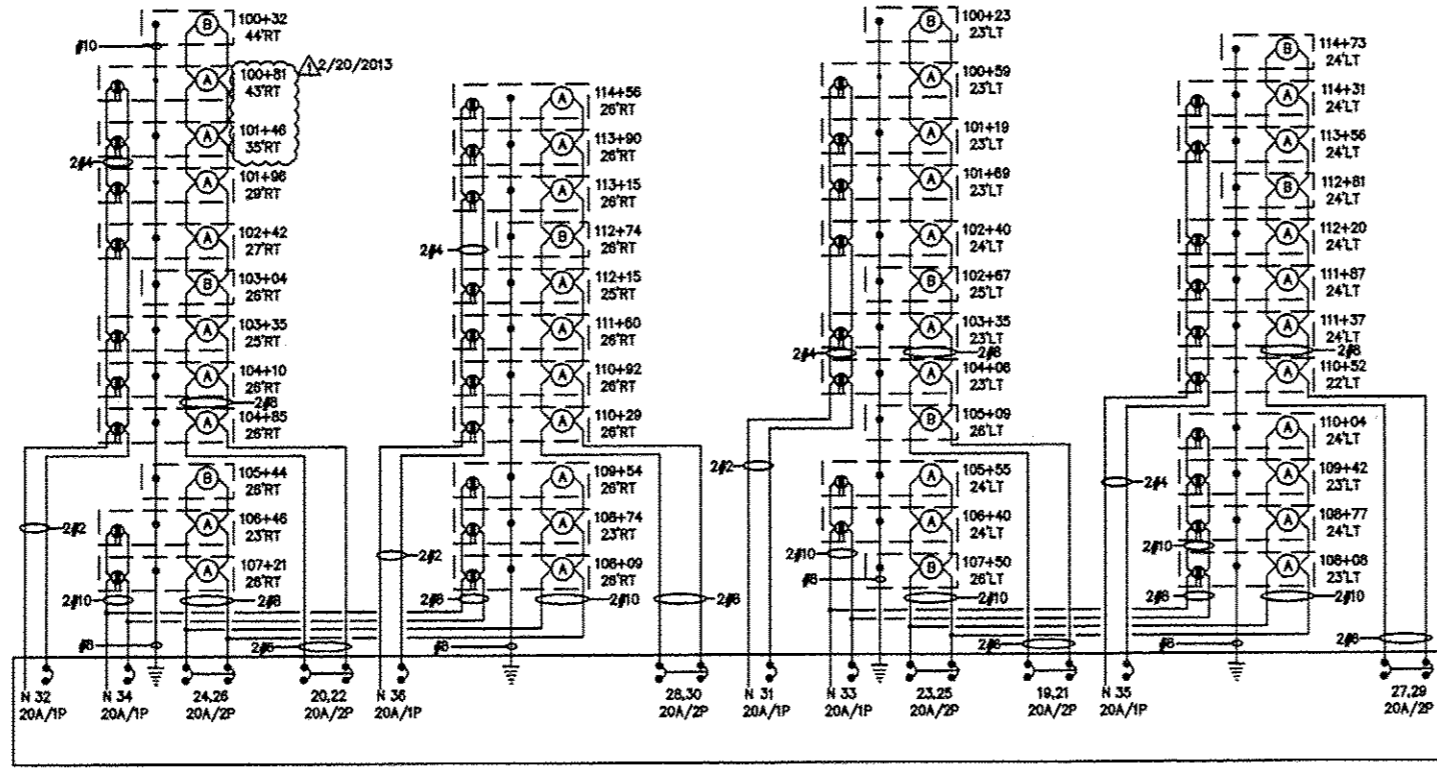


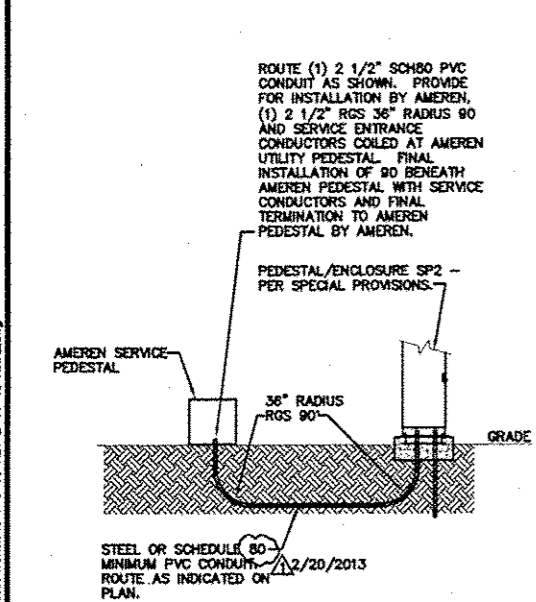
ELECTRIC SERVICE INSTALLATION, SPECIAL
NO SCALE
STA 107+56 83' LT
2/20/2013



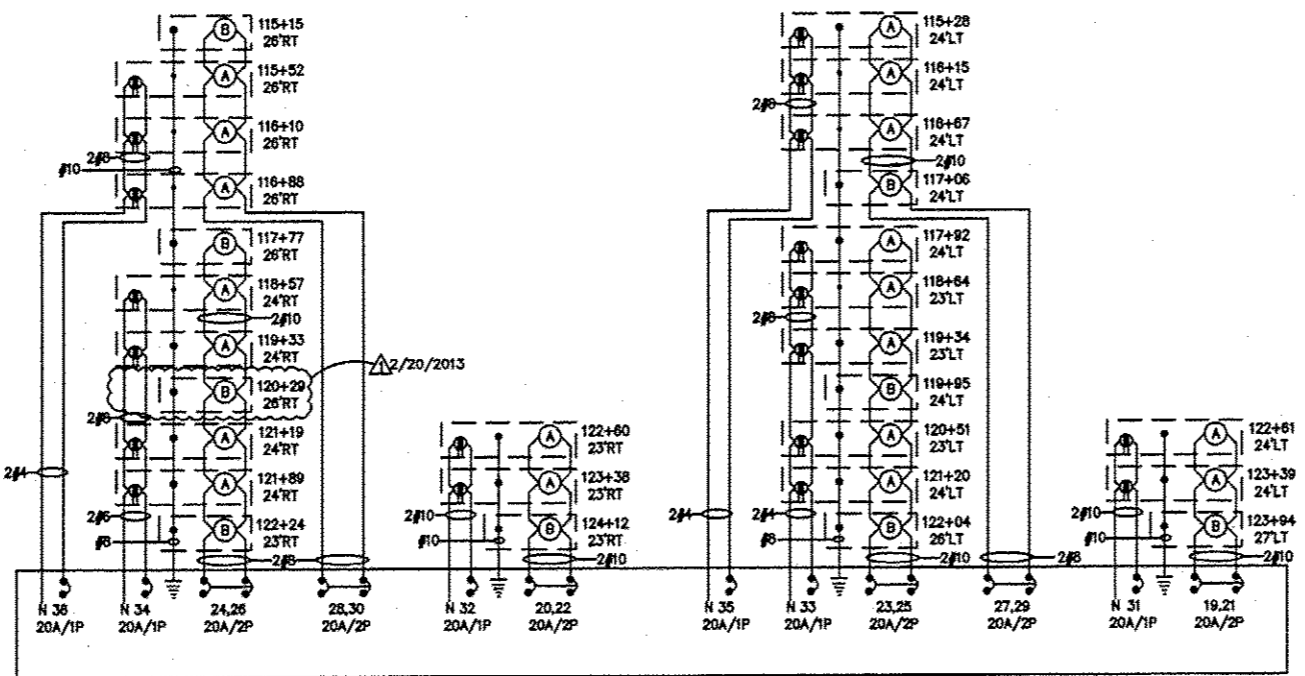
PANEL SP1 WIRING DIAGRAM
NO SCALE
REFER TO STREETSCAPE LIGHTING PLANS FOR ALL BRANCH CIRCUIT SIZES.
HANDHOLE SPECIAL NOT INDICATED ON WIRING DIAGRAM FOR CLARITY.

PANEL NO: PP1										10,000 AIC	
VA	FUNCTION	SIZE	CKT	PH	CKT	SIZE	FUNCTION	VA			
-			1	A	2	125A/2P	PANEL SP1	9579			
-			3	B	4			6879			
	SPACE		5	A	6	20A/1P	CONTROL CIRCUIT	50			
	SPACE		7	B	8	20A/1P	PEDESTAL RECP/LT	280			
	SPACE		9	A	10		SPACE				
	SPACE		11	B	12		SPACE				
	SPACE		13	A	14		SPACE				
	SPACE		15	B	16		SPACE				
	SPACE		17	A	18		SPACE				
PHASE		A		B		TOTALS		VOLTS: 120/240V, 1φ, 3W			
VOLTAMPS		9579		7159		16738		MOUNTING: INSIDE PEDESTAL/ENCLOSURE			
MAINS:		150 AMP MAIN BREAKER		POLES: 18 POSITIONS							

PANEL NO: SP1 (SWITCHED PORTION OF PANEL)										10,000 AIC	
VA	FUNCTION	SIZE	CKT	PH	CKT	SIZE	FUNCTION	VA			
998	STREET LIGHTS - WEST SIDE HIGH TO DUNN	20A/2P	19	A	20	20A/2P	STREET LIGHTS - EAST SIDE HIGH TO DUNN	943			
998			21	B	22			943			
703	STREET LIGHTS - WEST SIDE DUNN TO F	20A/2P	23	A	24	20A/2P	STREET LIGHTS - EAST SIDE DUNN TO F	610			
703			25	B	26			610			
850	STREET LIGHTS - WEST SIDE F TO H	20A/2P	27	A	28	20A/2P	STREET LIGHTS - EAST SIDE F TO H	795			
850			29	B	30			795			
1080	RECEPTACLES - W	20A/1P	31	A	32	20A/1P	RECEPTACLES - E	1280			
1080	RECEPTACLES - W	20A/1P	33	B	34	20A/1P	RECEPTACLES - E	900			
1080	RECEPTACLES - W	20A/1P	35	A	36	20A/1P	RECEPTACLES - E	1280			
0	SPARE	20A/1P	37	B	38	20A/1P	SPARE	0			
0	SPARE	20A/2P	39	A	40	20A/2P	SPARE	0			
0			41	B	42			0			
	SPACE		43	A	44		SPACE				
	SPACE		45	B	46		SPACE				
	SPACE		47	A	48		SPACE				
PHASE		A		B		TOTALS		VOLTS: 120/240V, 1φ, 3W			
VOLTAMPS		9579		8879		18458		MOUNTING: INSIDE PEDESTAL/ENCLOSURE			
MAINS:		150 AMP MAIN BREAKER		POLES: 30 POSITIONS							



ELECTRIC SERVICE INSTALLATION
NO SCALE
STA 123+85 47' LT
2/20/2013



PANEL SP2 WIRING DIAGRAM
NO SCALE
REFER TO STREETSCAPE LIGHTING PLANS FOR ALL BRANCH CIRCUIT SIZES.
HANDHOLE SPECIAL NOT INDICATED ON WIRING DIAGRAM FOR CLARITY.

PANEL NO: PP2										10,000 AIC	
VA	FUNCTION	SIZE	CKT	PH	CKT	SIZE	FUNCTION	VA			
-			1	A	2	100A/2P	PANEL SP2	4896			
-			3	B	4			4716			
	SPACE		5	A	6	20A/1P	CONTROL CIRCUIT	50			
	SPACE		7	B	8	20A/1P	PEDESTAL RECP/LT	280			
	SPACE		9	A	10		SPACE				
	SPACE		11	B	12		SPACE				
	SPACE		13	A	14		SPACE				
	SPACE		15	B	16		SPACE				
	SPACE		17	A	18		SPACE				
PHASE		A		B		TOTALS		VOLTS: 120/240V, 1φ, 3W			
VOLTAMPS		4846		4986		9832		MOUNTING: INSIDE PEDESTAL/ENCLOSURE			
MAINS:		150 AMP MAIN BREAKER		POLES: 18 POSITIONS							

PANEL NO: SP2 (SWITCHED PORTION OF PANEL)										10,000 AIC	
VA	FUNCTION	SIZE	CKT	PH	CKT	SIZE	FUNCTION	VA			
338	STREET LIGHTS - WEST SIDE LINCOLN TO L	20A/2P	19	A	20	20A/2P	STREET LIGHTS - EAST SIDE LINCOLN TO L	338			
338			21	B	22			338			
757	STREET LIGHTS - WEST SIDE UNION TO LINCOLN	20A/2P	23	A	24	20A/2P	STREET LIGHTS - EAST SIDE UNION TO LINCOLN	813			
757			25	B	26			813			
425	STREET LIGHTS - WEST SIDE H TO UNION	20A/2P	27	A	28	20A/2P	STREET LIGHTS - EAST SIDE H TO UNION	425			
425			29	B	30			425			
360	RECEPTACLES - W	20A/1P	31	A	32	20A/1P	RECEPTACLES - E	360			
900	RECEPTACLES - W	20A/1P	33	B	34	20A/1P	RECEPTACLES - E	720			
540	RECEPTACLES - W	20A/1P	35	A	36	20A/1P	RECEPTACLES - E	540			
0	SPARE	20A/1P	37	B	38	20A/1P	SPARE	0			
0	SPARE	20A/2P	39	A	40	20A/2P	SPARE	0			
0			41	B	42			0			
	SPACE		43	A	44		SPACE				
	SPACE		45	B	46		SPACE				
	SPACE		47	A	48		SPACE				
PHASE		A		B		TOTALS		VOLTS: 120/240V, 1φ, 3W			
VOLTAMPS		4896		4716		9612		MOUNTING: INSIDE PEDESTAL/ENCLOSURE			
MAINS:		150 AMP MAIN BREAKER		POLES: 30 POSITIONS							

208 East Main Street, Suite 100
Belleville, Illinois 62220
618.233.5977 phone
618.233.5977 fax
www.kaskaskiaeng.com

Kaskaskia
Engineering Group, LLC

PROFESSIONAL REGISTRATIONS
Illinois Professional Design Firm
Professional Engineering Group

LICENSE NO. 184.004773
20-50801586

BRIC
PARTNERSHIP, LLC

CONSULTING ENGINEERS
109 EAST WASHINGTON, SUITE 220
BELLEVILLE, IL 62220
TEL: 618.277.5200
FAX: 618.277.5227

ELECTRICAL SCHEDULES AND DETAILS

PROJECT TITLE: SEC 10-00085-01-LS
NORTH MAIN STREET STREETSCAPE
CITY OF EDWARDSVILLE, ILLINOIS

DESIGNED BY:	JEN	SEAL
DRAWN BY:	JEN	
CHECKED BY:	RJD	
DATE OF PRE-FINAL:	8/17/12	E6
DATE OF FINAL:	10/12/12	
SHEET NO. 12 OF 12 SHEETS		
PROJECT NUMBER	09-1074.01	

FILE: M:\2014-08\CON\DWG\STEP 5 Sheet Revisions 1-9-13 REV 2-14-13 FINAL.dwg