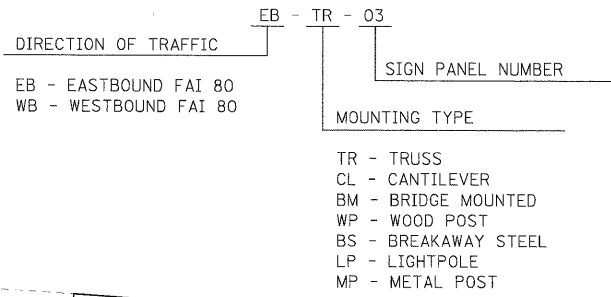
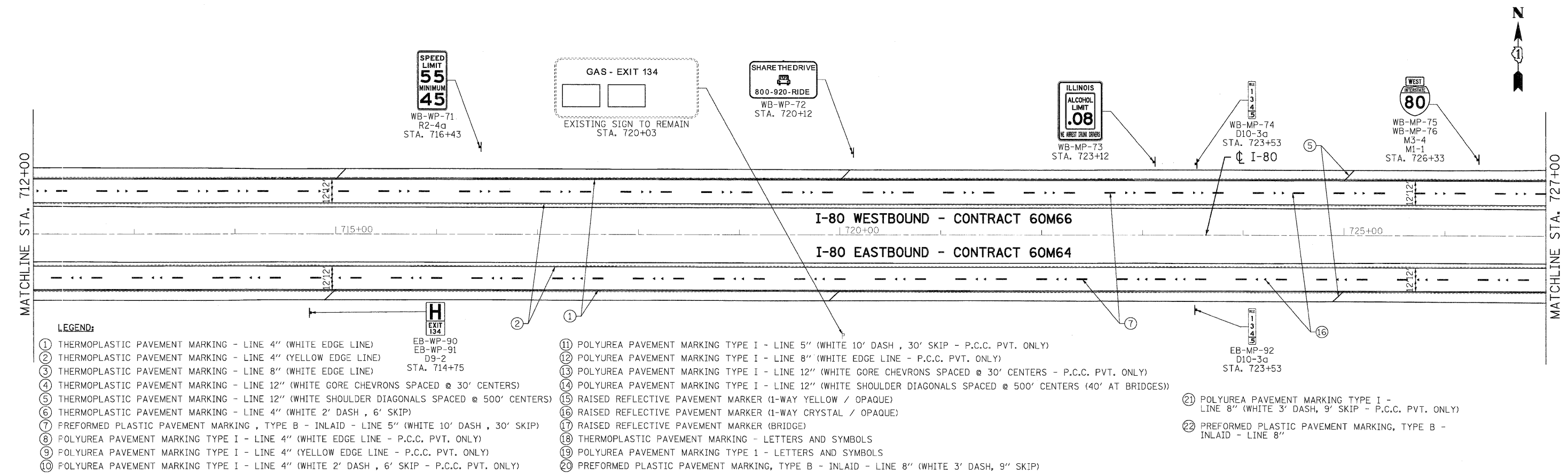
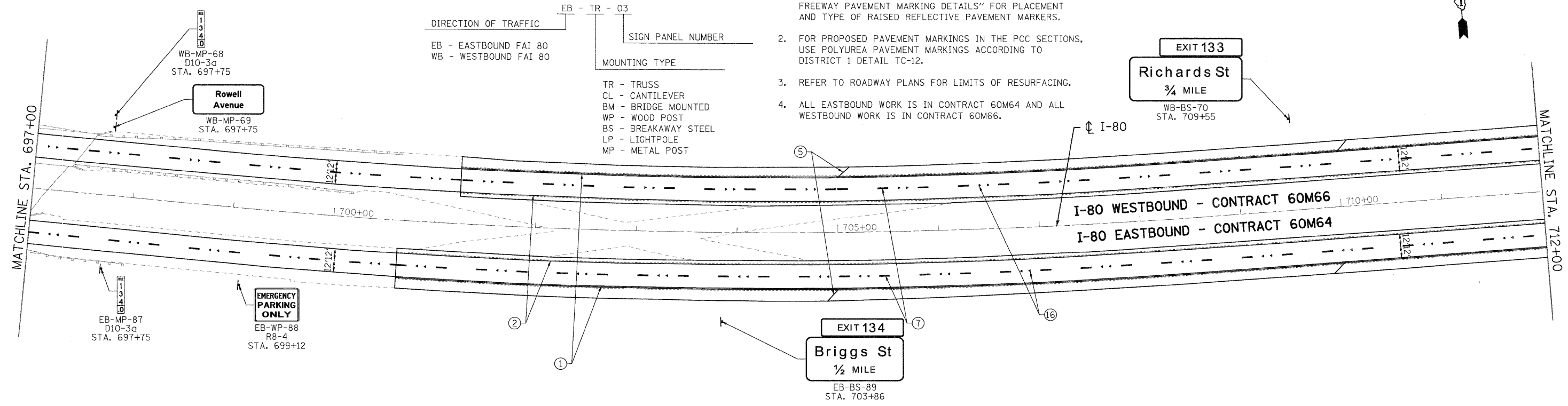


**GUIDE SIGN SEQUENCE  
NUMBERING CODE**



**NOTES**

- SEE IDOT DISTRICT 1 DETAILS FOR TC-12 'MULTI-LANE FREEWAY PAVEMENT MARKING DETAILS' FOR PLACEMENT AND TYPE OF RAISED REFLECTIVE PAVEMENT MARKERS.
- FOR PROPOSED PAVEMENT MARKINGS IN THE PCC SECTIONS, USE POLYUREA PAVEMENT MARKINGS ACCORDING TO DISTRICT 1 DETAIL TC-12.
- REFER TO ROADWAY PLANS FOR LIMITS OF RESURFACING.
- ALL EASTBOUND WORK IS IN CONTRACT 60M64 AND ALL WESTBOUND WORK IS IN CONTRACT 60M66.



**LEGEND:**

- |  |   |   |
|--|---|---|
| ① THERMOPLASTIC PAVEMENT MARKING - LINE 4" (WHITE EDGE LINE)                                 | EB-WP-90<br>EB-WP-91<br>D9-2<br>STA. 714+75 | ⑪ POLYUREA PAVEMENT MARKING TYPE I - LINE 5" (WHITE 10' DASH, 30' SKIP - P.C.C. PVT. ONLY)                      |
| ② THERMOPLASTIC PAVEMENT MARKING - LINE 4" (YELLOW EDGE LINE)                                |   | ⑫ POLYUREA PAVEMENT MARKING TYPE I - LINE 8" (WHITE EDGE LINE - P.C.C. PVT. ONLY)                               |
| ③ THERMOPLASTIC PAVEMENT MARKING - LINE 8" (WHITE EDGE LINE)                                 |   | ⑬ POLYUREA PAVEMENT MARKING TYPE I - LINE 12" (WHITE GORE CHEVRONS SPACED @ 30' CENTERS - P.C.C. PVT. ONLY)     |
| ④ THERMOPLASTIC PAVEMENT MARKING - LINE 12" (WHITE GORE CHEVRONS SPACED @ 30' CENTERS)       |   | ⑭ POLYUREA PAVEMENT MARKING TYPE I - LINE 12" (WHITE SHOULDER DIAGONALS SPACED @ 500' CENTERS (40' AT BRIDGES)) |
| ⑤ THERMOPLASTIC PAVEMENT MARKING - LINE 12" (WHITE SHOULDER DIAGONALS SPACED @ 500' CENTERS) |   | ⑮ RAISED REFLECTIVE PAVEMENT MARKER (1-WAY YELLOW / OPAQUE)   |
| ⑥ THERMOPLASTIC PAVEMENT MARKING - LINE 4" (WHITE 2' DASH, 6' SKIP)                          |   | ⑯ RAISED REFLECTIVE PAVEMENT MARKER (1-WAY CRYSTAL / OPAQUE)  |
| ⑦ PREFORMED PLASTIC PAVEMENT MARKING, TYPE B - INLAID - LINE 5" (WHITE 10' DASH, 30' SKIP)   |   | ⑰ RAISED REFLECTIVE PAVEMENT MARKER (BRIDGE)  |
| ⑧ POLYUREA PAVEMENT MARKING TYPE I - LINE 4" (WHITE EDGE LINE - P.C.C. PVT. ONLY)            |   | ⑱ THERMOPLASTIC PAVEMENT MARKING - LETTERS AND SYMBOLS  |
| ⑨ POLYUREA PAVEMENT MARKING TYPE I - LINE 4" (YELLOW EDGE LINE - P.C.C. PVT. ONLY)           |   | ⑲ POLYUREA PAVEMENT MARKING TYPE I - LETTERS AND SYMBOLS  |
| ⑩ POLYUREA PAVEMENT MARKING TYPE I - LINE 4" (WHITE 2' DASH, 6' SKIP - P.C.C. PVT. ONLY)     |   | ⑳ PREFORMED PLASTIC PAVEMENT MARKING, TYPE B - INLAID - LINE 8" (WHITE 3' DASH, 9" SKIP)                        |
|  |   | ㉑ POLYUREA PAVEMENT MARKING TYPE I - LINE 8" (WHITE 3' DASH, 9" SKIP - P.C.C. PVT. ONLY)                        |
|  |   | ㉒ PREFORMED PLASTIC PAVEMENT MARKING, TYPE B - INLAID - LINE 8"   |

USER NAME = tkoeppen(rideg.L1s1e)	DESIGNED - EJB	REVISED -
PLOT CONFIG = PDF(Large).plt	DRAWN - EJB	REVISED -
PLOT SCALE = 1:50'	CHECKED - DTH	REVISED -
PLOT DATE = 1/23/2011	DATE - 1/21/2011	REVISED -



**STATE OF ILLINOIS  
DEPARTMENT OF TRANSPORTATION**

PAVEMENT MARKING & SIGNING PLAN	
I-80 MAINLINE	
SCALE: 1"=50'	SHEET NO. 10 OF 18 SHEETS
STA. 697+00.00 TO STA. 727+00.00	

F.A.I. RTE.	SECTION	COUNTY	TOTAL SHEETS	SHEET NO.
80	99 (2 & 3) RS-3	WILL	200	69
CONTRACT NO. 60M64			FED. ROAD DIST. NO. 1 [ILLINOIS] FED. AID PROJECT	