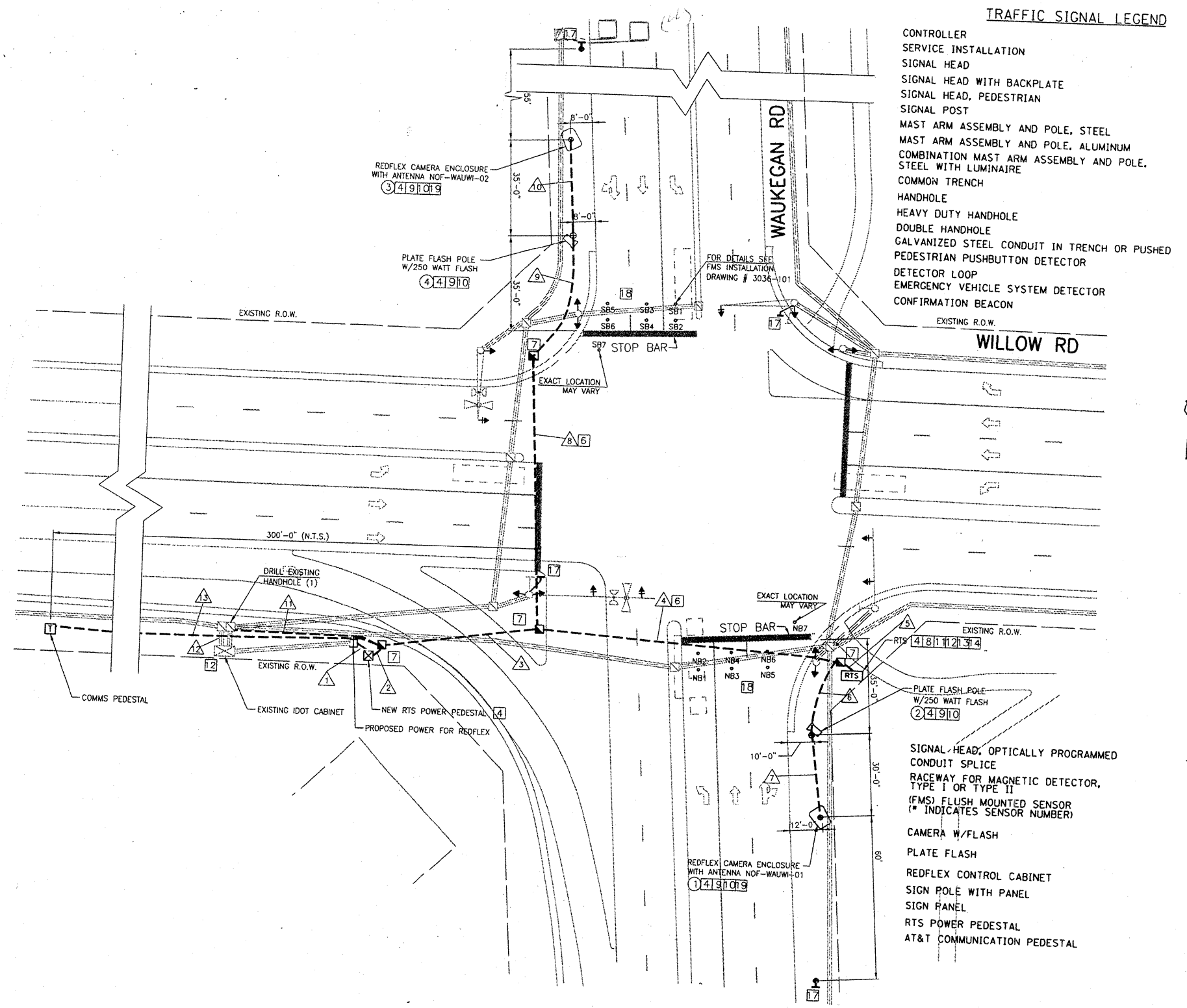


SECTION	COUNTY	TOTAL SHEETS	SHEET NO.
3271.82	COOK	26	11

STA. TO STA.


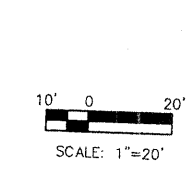
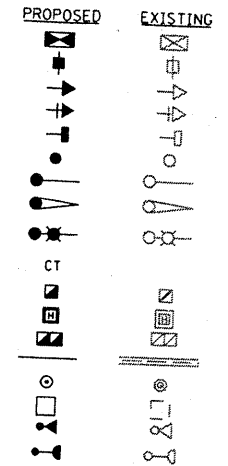
FED. ROAD DIST. NO. 7 ILLINOIS FED. AID PROJECT

CONT. NO. 60F34



TRAFFIC SIGNAL LEGEND

- CONTROLLER
- SERVICE INSTALLATION
- SIGNAL HEAD
- SIGNAL HEAD WITH BACKPLATE
- SIGNAL HEAD, PEDESTRIAN
- SIGNAL POST
- MAST ARM ASSEMBLY AND POLE, STEEL
- MAST ARM ASSEMBLY AND POLE, ALUMINUM
- COMBINATION MAST ARM ASSEMBLY AND POLE, STEEL WITH LUMINAIRE
- COMMON TRENCH
- HANDHOLE
- HEAVY DUTY HANDHOLE
- DOUBLE HANDHOLE
- GALVANIZED STEEL CONDUIT IN TRENCH OR PUSHED
- PEDESTRIAN PUSHBUTTON DETECTOR
- DETECTOR LOOP
- EMERGENCY VEHICLE SYSTEM DETECTOR
- CONFIRMATION BEACON



NOTE:
THIS PLAN IS FOR THE PURPOSE OF REPLACING THE DETECTOR LOOPS ONLY. ALL OTHER INFORMATION SHOWN IS NOT RELATED AND WILL BE DISREGARDED.

REPLACE ALL DETECTOR LOOPS AS SHOWN
(WITHIN THE RESURFACING LIMITS)

CODE NO.	QUANTITY	UNIT	ITEM
80600600	66	Foot	Detector Loop Replacement

REVISIONS	
NAME	DATE

ILLINOIS DEPARTMENT OF TRANSPORTATION
DETECTOR LOOP REPLACEMENT

ILL. RTE. 43 @ WILLOW ROAD

SCALE: NONE
DATE: FEB. 2009

DRAWN BY: JHE
DESIGNED BY: JHE
CHECKED BY: DAD