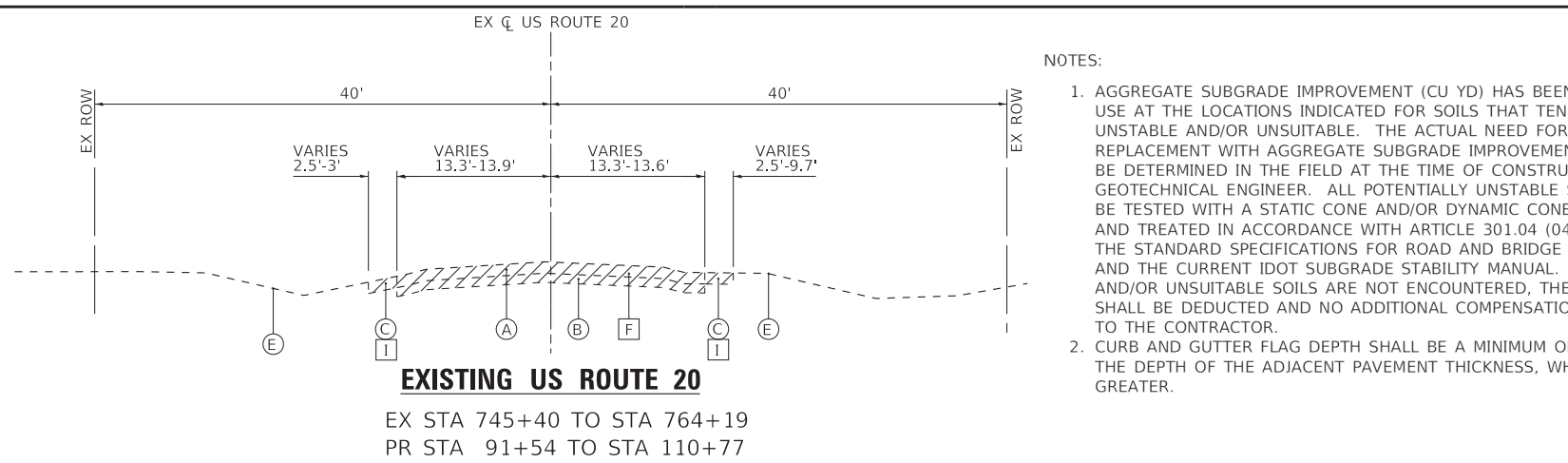


HOT-MIX ASPHALT MIXTURE REQUIREMENTS

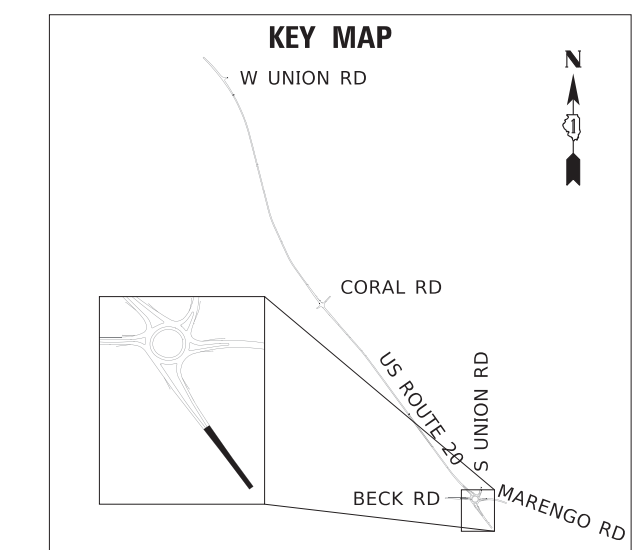
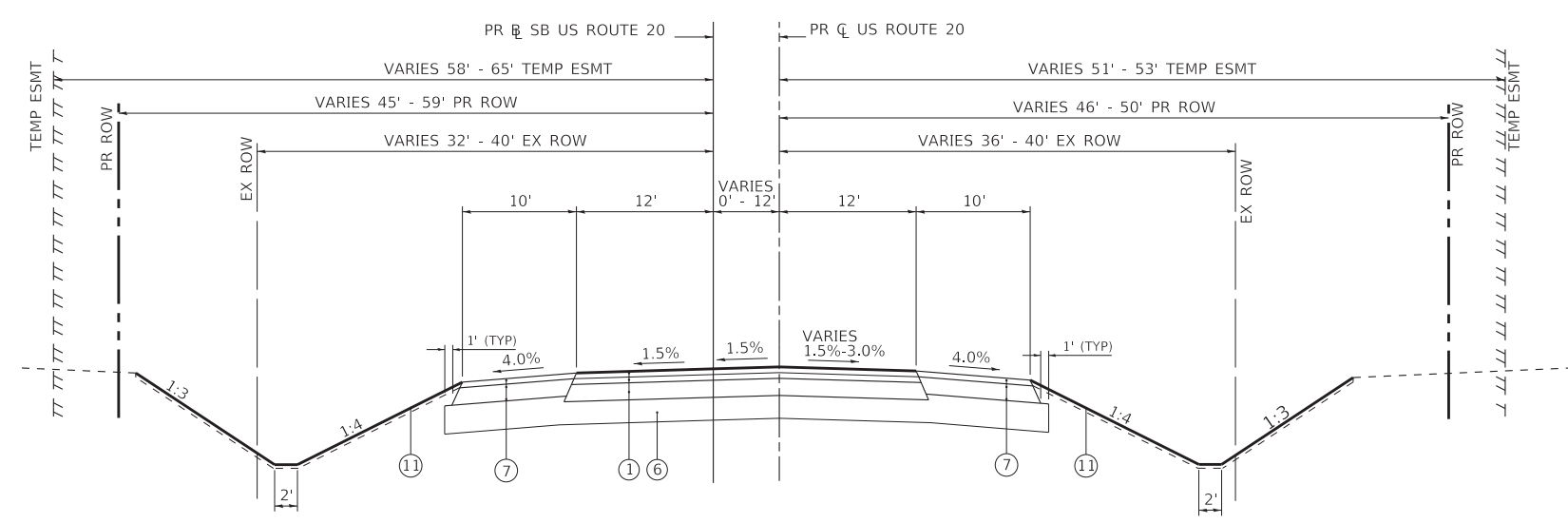
MIXTURE TYPE	AIR VOIDS @ Ndes	QUALITY MANAGEMNT PROGRAM (QMP)
PAVEMENT RESURFACING		
POLYMERIZED HOT-MIX ASPHALT SURFACE COURSE, IL-9.5, MIX "E", N70 - 1 3/4"	4% @ 70 Gyr.	QCP
POLYMERIZED HOT-MIX ASPHALT BINDER COURSE, IL-4.75, N50 - 3/4"	3.5% @ 50 Gyr.	QCP
PAVEMENT 11 1/2" - US ROUTE 20 AT ROUNDABOUT AND CULVERT AND S UNION RD		
POLYMERIZED HOT-MIX ASPHALT SURFACE COURSE, IL-9.5, MIX "E", N70 - 2"	4% @ 70 Gyr.	QCP
POLYMERIZED HOT-MIX ASPHALT BINDER COURSE, IL-19.0, N90 - 2 1/4"	4% @ 90 Gyr.	QCP
HOT-MIX ASPHALT BASE COURSE (HMA BINDER IL-19.0), N90 - 7 1/4"	4% @ 90 Gyr.	QC/QA
PAVEMENT 9 3/4" - MARENGO RD AND BECK RD		
POLYMERIZED HOT-MIX ASPHALT SURFACE COURSE, IL-9.5, MIX "E", N70 - 2"	4% @ 70 Gyr.	QCP
HOT-MIX ASPHALT BASE COURSE (HMA BINDER IL-19.0), N70 - 7 3/4"	4% @ 70 Gyr.	QC/QA
PAVEMENT WIDENING 11 1/2" - US ROUTE 20 AT CORAL RD AND W UNION RD		
POLYMERIZED HOT-MIX ASPHALT SURFACE COURSE, IL-9.5, MIX "E", N70 - 1 3/4"	4% @ 70 Gyr.	QCP
POLYMERIZED HOT-MIX ASPHALT BINDER COURSE, IL-4.75, N50 - 3/4"	3.5% @ 50 Gyr.	QCP
HOT-MIX ASPHALT BASE COURSE (HMA BINDER IL-19.0), N90 - 9" (WIDENING > 6')	4% @ 90 Gyr.	QC/QA
HOT-MIX ASPHALT BASE COURSE WIDENING (HMA BINDER IL-19.0), N90 - 9" (WIDENING ? 6')	4% @ 90 Gyr.	QC/QA
HMA SHOULDER RECONSTRUCTION, 11 1/2" - US ROUTE 20 AT CORAL RD AND W UNION RD		
POLYMERIZED HOT-MIX ASPHALT SURFACE COURSE, IL-9.5, MIX "E", N70 - 1 3/4"	4% @ 70 Gyr.	QCP
POLYMERIZED HOT-MIX ASPHALT BINDER COURSE, IL-4.75, N50 - 3/4"	3.5% @ 50 Gyr.	QCP
HOT-MIX ASPHALT BASE COURSE (HMA BINDER IL-19.0), N90 - 9"	4% @ 90 Gyr.	QC/QA
HMA SHOULDERS 8"		
POLYMERIZED HOT-MIX ASPHALT SURFACE COURSE, IL-9.5, MIX "E", N70 - 2"	4% @ 70 Gyr.	QC/QA
HOT-MIX ASPHALT BINDER COURSE, IL-19.0, N70 - 6"	4% @ 70 Gyr.	QC/QA
HMA DRIVEWAY 8" AND 10"		
HOT-MIX ASPHALT SURFACE COURSE, IL-9.5, MIX "D", N50 - 2"	4% @ 50 Gyr.	QC/QA
HOT-MIX ASPHALT BASE COURSE (HMA BINDER IL-19.0); PE-6", CE-8"	4% @ 50 Gyr.	QC/QA
PATCHING - US ROUTE 20		
CLASS D PATCHES (HMA BINDER IL-19 mm) - 10"	4% @ 70 Gyr.	QC/QA
TEMPORARY PAVEMENT		
HOT-MIX ASPHALT SURFACE COURSE, IL-9.5, MIX "D", N70 - 2"	4% @ 70 Gyr.	QC/QA
HOT-MIX ASPHALT BINDER COURSE, IL-19.0, N70 - 8"	4% @ 70 Gyr.	QC/QA

- NOTES:
- THE UNIT WEIGHT USED TO CALCULATE ALL HMA MIXTURE QUANTITIES IS 112 LBS/SQ YD/IN.
 - THE AC TYPE FOR POLYMERIZED HMA MIXES SHALL BE "SBS/SBR PG 76 -22" AND FOR NON-POLYMERIZED HMA THE "AC TYPE" SHALL BE "PG 64 -22" UNLESS MODIFIED BY DISTRICT ONE SPECIAL PROVISIONS.
 - FOR USE OF RECYCLED MATERIALS SEE DISTRICT ONE SPECIAL PROVISIONS.
 - NOTE IF THE CONTRACTOR CHOOSES TO USE CONCRETE FOR TEMPORARY PAVEMENT, THE PC CONCRETE TEMPORARY PAVEMENT SHALL CONSIST OF CLASS PV CONCRETE MEETING THE REQUIREMENTS OF ART. 1020 OF THE STANDARD SPECIFICATIONS, PCC
 - QUALITY MANAGEMENT PROGRAM (QMP) IDENTIFIES THE PARTICULAR QUALITY CONTROL SPECIFICATION THAT APPLIES TO THE HMA
 - ALL TEMPORARY PAVEMENT SHALL BE PROVIDED OVER A 4" SUBBASE GRANULAR MATERIAL TYPE B.



NOTES:

- AGGREGATE SUBGRADE IMPROVEMENT (CU YD) HAS BEEN PROVIDED FOR USE AT THE LOCATIONS INDICATED FOR SOILS THAT TEND TO BE UNSTABLE AND/OR UNSUITABLE. THE ACTUAL NEED FOR REMOVAL AND REPLACEMENT WITH AGGREGATE SUBGRADE IMPROVEMENT (CU YD) WILL BE DETERMINED IN THE FIELD AT THE TIME OF CONSTRUCTION BY THE GEOTECHNICAL ENGINEER. ALL POTENTIALLY UNSTABLE SOILS SHOULD BE TESTED WITH A STATIC CONE AND/OR DYNAMIC CONE PENETROMETER AND TREATED IN ACCORDANCE WITH ARTICLE 301.04 (04/01/2016) OF THE STANDARD SPECIFICATIONS FOR ROAD AND BRIDGE CONSTRUCTION AND THE CURRENT IDOT SUBGRADE STABILITY MANUAL. IF UNSTABLE AND/OR UNSUITABLE SOILS ARE NOT ENCOUNTERED, THEN THE QUANTITY SHALL BE DEDUCTED AND NO ADDITIONAL COMPENSATION WILL BE DUE TO THE CONTRACTOR.
- CURB AND GUTTER FLAG DEPTH SHALL BE A MINIMUM OF 9" OR MATCH THE DEPTH OF THE ADJACENT PAVEMENT THICKNESS, WHICHEVER IS GREATER.



EXISTING LEGEND

- (A) HOT-MIX ASPHALT PAVEMENT (3" TO 13" +/-)
- (B) PORTLAND CEMENT CONCRETE PAVEMENT (0" TO 9" +/-)
- (C) HOT-MIX ASPHALT SHOULDER
- (D) AGGREGATE SHOULDER
- (E) GROUND SURFACE
- (F) PAVEMENT REMOVAL
- (G) HOT-MIX ASPHALT SURFACE REMOVAL, 2 1/2"
- (H) HOT-MIX ASPHALT SURFACE REMOVAL, VARIABLE DEPTH
- (I) PAVED SHOULDER REMOVAL
- (J) EARTH EXCAVATION
- (K) GUARDRAIL REMOVAL
- [] ITEM TO BE REMOVED

PROPOSED LEGEND

- (1) POLYMERIZED HOT-MIX ASPHALT SURFACE COURSE, IL-9.5, MIX "E", N70 - 2"
POLYMERIZED HOT-MIX ASPHALT BINDER COURSE, IL-19.0, N90 - 2 1/4"
HOT-MIX ASPHALT BASE COURSE (HMA BINDER IL-19.0), N90 - 7 1/4"
- (2) POLYMERIZED HOT-MIX ASPHALT SURFACE COURSE, IL-9.5, MIX "E", N70 - 2"
HOT-MIX ASPHALT BASE COURSE (HMA BINDER IL-19.0), N70 - 7 3/4"
- (3A) POLYMERIZED HOT-MIX ASPHALT SURFACE COURSE, IL-9.5, MIX "E", N70 - 1 3/4"
POLYMERIZED HOT-MIX ASPHALT BINDER COURSE, IL-4.75, N50 - 3/4"
HOT-MIX ASPHALT BASE COURSE (HMA BINDER IL-19.0), N90 - 9" (WIDENING > 6')
- (3B) POLYMERIZED HOT-MIX ASPHALT SURFACE COURSE, IL-9.5, MIX "E", N70 - 1 3/4"
POLYMERIZED HOT-MIX ASPHALT BINDER COURSE, IL-4.75, N50 - 3/4"
HOT-MIX ASPHALT BASE COURSE WIDENING (HMA BINDER IL-19.0), N90 - 9" (WIDENING > 6')
- (4) POLYMERIZED HOT-MIX ASPHALT SURFACE COURSE, IL-9.5, MIX "E", N70 - 1 3/4"
POLYMERIZED HOT-MIX ASPHALT BINDER COURSE, IL-4.75, N50 - 3/4"
- (5) CENTER LINE - RUMBLE STRIP - 16"
AGGREGATE SUBGRADE IMPROVEMENT - 12"
- (6) (ADDITIONAL THICKNESS REQUIRED UNDER HMA SHOULDER SHALL BE INCLUDED IN THE COST OF AGGREGATE SUBGRADE IMPROVEMENT 12")
- (7) HMA SHOULDER - 8"
- 7A SHOULDER RUMBLE STRIPS, 8 INCH
- 7B SHOULDER RUMBLE STRIPS, 16 INCH
- 8A COMBINATION CONCRETE CURB AND GUTTER, TYPE M-4.24
- 8B COMBINATION CONCRETE CURB AND GUTTER, TYPE M-4.24 (PITCHED OUT)
- 9 COMBINATION CONCRETE CURB AND GUTTER, TYPE B-9.12 (PITCHED OUT)
- 10 COMBINATION CONCRETE CURB AND GUTTER, TYPE M-4.24 (SPECIAL) (SEE DETAIL)
- 11 TOPSOIL EXCAVATION AND PLACEMENT - 6" WITH SEEDING, CLASS 2A OR 4 (SPECIAL) AND EROSION CONTROL BLANKET (SPECIAL) (SEE LANDSCAPING PLANS)
- 12 AGGREGATE WEDGE SHOULDER, TYPE B
- 13 RESERVED
- 14 CONCRETE MEDIAN SURFACE - 4"
- 14A SUBBASE GRANULAR MATERIAL, TYPE B 4"
- 15 STAMPED COLORED CONCRETE MEDIAN SURFACE - 8"
- 15A AGGREGATE SUBGRADE IMPROVEMENT (CU YD)
- 16A MSE AND BARRIER WALL (SEE STRUCTURAL PLANS)
- 16B ANCHORAGE SLAB - 15" MIN (SEE STRUCTURAL PLANS)

COPYRIGHT © 2019, BY BAXTER & WOODMAN, INC.
 STATE OF ILLINOIS - PROFESSIONAL DESIGN FIRM
 LICENSE NO. - J84-001121 - EXPIRES 4/30/2020
 4/14/2020 4:56:19 PM
 I:\Crystal Lake\116-PTB 181 Item 5 US 20\CADD\CADD_Sheets\162D36-sht-typical.dgn

BAXTER & WOODMAN Consulting Engineers	USER NAME = mornig	DESIGNED - REW	REVISED - 4-14-20
	PLOT SCALE = 20.0000' / in.	DRAWN - KAR	REVISED -
	PLOT DATE = 4/14/2020	CHECKED - JFM	REVISED -
		DATE - 01-24-20	FILE - D162D36-sht-typical.dgn

**STATE OF ILLINOIS
DEPARTMENT OF TRANSPORTATION**

TYPICAL SECTIONS

SCALE: N.T.S. SHEET 1 OF 16 SHEETS STA. TO STA.

F.A.P. RTE.	SECTION	COUNTY	TOTAL SHEETS	SHEET NO.
525	2016-092B&R	MCHENRY	329	20
CONTRACT NO. 62D36				
ILLINOIS FED. AID PROJECT GWI(759)				

REV. 4/15/2020 SEP