

111

April 24, 2026 Letting

Notice to Bidders, Specifications and Proposal



Contract No. 68L05
TAZEWELL County
Section 11DM-2
Route FAP 669
District 4 Construction Funds

Prepared by

S

Checked by

(Printed by authority of the State of Illinois)



NOTICE TO BIDDERS

- 1. TIME AND PLACE OF OPENING BIDS.** Electronic bids are to be submitted to the electronic bidding system (iCX-Integrated Contractors Exchange). All bids must be submitted to the iCX system prior to 12:00 p.m. April 24, 2026 prevailing time at which time the bids will be publicly opened from the iCX SecureVault.
- 2. DESCRIPTION OF WORK.** The proposed improvement is identified and advertised for bids in the Invitation for Bids as:

**Contract No. 68L05
TAZEWELL County
Section 11DM-2
Route FAP 669
District 4 Construction Funds**

Building demolition at 600 Main St (Parcel No. 4ABL011) in East Peoria, Tazewell County.

- 3. INSTRUCTIONS TO BIDDERS.** (a) This Notice, the invitation for bids, proposal and letter of award shall, together with all other documents in accordance with Article 101.09 of the Standard Specifications for Road and Bridge Construction, become part of the contract. Bidders are cautioned to read and examine carefully all documents, to make all required inspections, and to inquire or seek explanation of the same prior to submission of a bid.

(b) State law, and, if the work is to be paid wholly or in part with Federal-aid funds, Federal law requires the bidder to make various certifications as a part of the proposal and contract. By execution and submission of the proposal, the bidder makes the certification contained therein. A false or fraudulent certification shall, in addition to all other remedies provided by law, be a breach of contract and may result in termination of the contract.
- 4. AWARD CRITERIA AND REJECTION OF BIDS.** This contract will be awarded to the lowest responsive and responsible bidder considering conformity with the terms and conditions established by the Department in the rules, Invitation for Bids and contract documents. The issuance of plans and proposal forms for bidding based upon a prequalification rating shall not be the sole determinant of responsibility. The Department reserves the right to determine responsibility at the time of award, to reject any or all proposals, to readvertise the proposed improvement, and to waive technicalities.

By Order of the
Illinois Department of Transportation

Gia Biagi,
Secretary

INDEX
 FOR
 SUPPLEMENTAL SPECIFICATIONS
 AND RECURRING SPECIAL PROVISIONS

Adopted January 1, 2026

This index contains a listing of SUPPLEMENTAL SPECIFICATIONS, frequently used RECURRING SPECIAL PROVISIONS, and LOCAL ROADS AND STREETS RECURRING SPECIAL PROVISIONS.

ERRATA Standard Specifications for Road and Bridge Construction
 (Adopted 1-1-22) (Revised 1-1-26)

SUPPLEMENTAL SPECIFICATIONS

<u>Std. Spec. Sec.</u>	<u>Page No.</u>
109 Measurement and Payment	1
202 Earth and Rock Excavation	2
204 Borrow and Furnished Excavation	3
207 Porous Granular Embankment	4
211 Topsoil and Compost	5
214 Grading and Shaping Ditches	6
406 Hot-Mix Asphalt Binder and Surface Course	7
407 Hot-Mix Asphalt Pavement (Full-Depth)	9
420 Portland Cement Concrete Pavement	10
502 Excavation for Structures	11
504 Precast Concrete Structures	12
509 Metal Railings	13
522 Retaining Walls	14
540 Box Culverts	15
542 Pipe Culverts	35
550 Storm Sewers	44
586 Granular Backfill for Structures	51
601 Pipe Drains, Pipe Underdrains, and French Drains	52
630 Steel Plate Beam Guardrail	53
632 Guardrail and Cable Road Guard Removal	54
644 High Tension Cable Median Barrier	55
665 Woven Wire Fence	56
701 Work Zone Traffic Control and Protection	57
781 Raised Reflective Pavement Markers	59
782 Reflectors	60
801 Electrical Requirements	62
821 Roadway Luminaires	65
1003 Fine Aggregates	66
1004 Coarse Aggregates	67
1010 Finely Divided Minerals	69
1020 Portland Cement Concrete	70
1030 Hot-Mix Asphalt	73
1040 Drain Pipe, Tile, and Wall Drain	74
1042 Precast Concrete Products	75
1061 Waterproofing Membrane System	76
1067 Luminaire	77
1097 Reflectors	84
1102 Hot-Mix Asphalt Equipment	85

RECURRING SPECIAL PROVISIONS

The following RECURRING SPECIAL PROVISIONS indicated by an "X" are applicable to this contract and are included by reference:

<u>CHECK SHEET #</u>		<u>PAGE NO.</u>
1	Additional State Requirements for Federal-Aid Construction Contracts	87
2	Subletting of Contracts (Federal-Aid Contracts)	90
3	X EEO	91
4	X Specific EEO Responsibilities Nonfederal-Aid Contracts	101
5	X Required Provisions - State Contracts	106
6	Asbestos Bearing Pad Removal	112
7	Asbestos Waterproofing Membrane and Asbestos Hot-Mix Asphalt Surface Removal	113
8	Temporary Stream Crossings and In-Stream Work Pads	114
9	Construction Layout Stakes	115
10	Use of Geotextile Fabric for Railroad Crossing	118
11	Subsealing of Concrete Pavements	120
12	Hot-Mix Asphalt Surface Correction	124
13	Pavement and Shoulder Resurfacing	126
14	Patching with Hot-Mix Asphalt Overlay Removal	127
15	Polymer Concrete	129
16	Reserved	131
17	Bicycle Racks	132
18	Temporary Portable Bridge Traffic Signals	134
19	Nighttime Inspection of Roadway Lighting	136
20	English Substitution of Metric Bolts	137
21	Calcium Chloride Accelerator for Portland Cement Concrete	138
22	Quality Control of Concrete Mixtures at the Plant	139
23	Quality Control/Quality Assurance of Concrete Mixtures	147
24	Reserved	163
25	Reserved	164
26	Temporary Raised Pavement Markers	165
27	Restoring Bridge Approach Pavements Using High-Density Foam	166
28	Portland Cement Concrete Inlay or Overlay	169
29	Portland Cement Concrete Partial Depth Hot-Mix Asphalt Patching	173
30	Longitudinal Joint and Crack Patching	176
31	Concrete Mix Design – Department Provided	178
32	Station Numbers in Pavements or Overlays	179

TABLE OF CONTENTS

LOCATION OF PROJECT	1
DESCRIPTION OF PROJECT	1
UTILITIES – LOCATIONS/INFORMATION ON PLANS	2
LOCATION OF UNDERGROUND STATE MAINTAINED FACILITIES	2
SEEDING, MINOR AREAS	2
BACKFILL, BUILDING REMOVAL	3
TRAFFIC CONTROL PLAN	3
DEBRIS REMOVAL	4
RODENT EXTERMINATION.....	4
BUILDING REMOVAL (BDE).....	4
CEMENT, FINELY DIVIDED MINERALS, ADMIXTURES, CONCRETE, AND MORTAR (BDE)	5
COMPENSABLE DELAY COSTS (BDE)	20
ILLINOIS WORKS APPRENTICESHIP INITIATIVE – STATE FUNDED CONTRACTS (BDE).....	24
REMOVAL AND DISPOSAL OF REGULATED SUBSTANCES (BDE)	24
SEEDING (BDE).....	26
SIGN PANELS AND APPURTENANCES (BDE).....	31
SUBCONTRACTOR AND DBE PAYMENT REPORTING (BDE)	32
SUBCONTRACTOR MOBILIZATION PAYMENTS (BDE).....	33
SUBMISSION OF BIDDERS LIST INFORMATION (BDE)	33
SUBMISSION OF PAYROLL RECORDS – STATE CONTRACT (BDE)	33
SURVEYING SERVICES (BDE)	34
VEHICLE AND EQUIPMENT WARNING LIGHTS (BDE).....	34
WORK ZONE TRAFFIC CONTROL DEVICES (BDE).....	34
WORKING DAYS (BDE).....	36
ASBESTOS ABATEMENT SURVEY	37

STATE OF ILLINOIS

SPECIAL PROVISIONS

The following Special Provisions supplement the "Standard Specifications for Road and Bridge Construction," adopted January 1, 2022 (revised January 1, 2026), the latest edition of the "Manual on Uniform Traffic Control Devices for Streets and Highways," and the "Manual of Test Procedures for Materials" in effect on the date of invitation for bids, and the Supplemental Specifications and Recurring Special Provisions indicated on the Check Sheet included herein which apply to and govern the construction of FAP Route 669 (US 24/IL 29), Section 11DM-2, Tazewell County, Contract No. 68L05 and in case of conflict with any part or parts of said Specifications, the said Special Provisions shall take precedence and shall govern.

LOCATION OF PROJECT

This project is located along Main Street between Cedar Street and Ravine Street in East Peoria at 600 South Main Street (Parcel No. 4ABL011) in Tazewell County.

DESCRIPTION OF PROJECT

The work on this project consists of building demolition and debris removal and all related collateral work necessary to complete the project.

UTILITIES – LOCATIONS/INFORMATION ON PLANS

Effective: November 8, 2013

The locations of existing water mains, gas mains, sewers, electric power lines, telephone lines, and other utilities as shown on the plans are based on field investigation and locations provided by the utility companies, but they are not guaranteed. Unless elevations are shown, all utility locations shown on the cross sections are based on the approximate depth supplied by the utility company. It shall be the Contractor's responsibility to ascertain their exact location from the utility companies and by field inspection.

LOCATION OF UNDERGROUND STATE MAINTAINED FACILITIES

Effective: August 3, 2007 Revised: July 31, 2009

The Contractor shall be responsible for locating existing and proposed IDOT electrical facilities (traffic signal, overhead lighting, Intelligent Transportation System, etc.) prior to performing any work at his/her own expense if required. The Contractor shall also be liable for any damage to IDOT facilities resulting from inaccurate locating.

The Contractor may obtain, on request, plans for existing electrical facilities from the Department.

The Contractor shall also be responsible for locating and providing protection for IDOT facilities during all phases of construction. If at any time the facilities are damaged, the Contractor shall immediately notify the Department and make all necessary arrangements for repair to the satisfaction of the Engineer. This work will not be paid for separately, but shall be included in the contract bid price.

SEEDING, MINOR AREAS

Effective July 1, 1990 Revised April 1, 2019

Seeding, fertilizing, and mulching shall be done in accordance with Article 250 of the Standard Specifications except for the following revisions:

All areas disturbed by the work performed shall be seeded, fertilized, and mulched in accordance with Article 251.03(a). The materials may be purchased locally and placed as directed by the engineer.

The estimated area is approximately 1.5 acres. The seed mixture shall be applied at 100 pounds/acre (110 kg/ha). The mixture shall be one that contains Turf Type Tall Fescue, Creeping Red Fescue, and Kentucky Blue Grass. The Kentucky Blue Grass shall not exceed 50% of the mixture. All seeds shall meet the purity and noxious weed requirements of Article 1081.04 of the Standard Specifications, and be approved by the Engineer.

The fertilizer nutrients shall be applied at a rate of 270 lbs. (300 kg) of actual nutrients per acre (hectare). The fertilizer furnished shall be ready mixed material having a ratio of (1-1-1).

The Contractor shall provide the Engineer with the test results from the seed container and the chemical analysis of the fertilizer nutrients.

The seed, fertilizer, and mulch will not be measured for payment but will be considered included in the costs of BUILDING REMOVAL and DEBRIS REMOVAL.

BACKFILL, BUILDING REMOVAL

Effective August 20, 1991 Revised January 1, 2007

All material furnished for backfilling holes and basements for building removal shall satisfy Article 1003.04 or 1004.05 of the Standard Specifications.

The cavities under the proposed roadway shall be backfilled as outlined under Article 550.07 Method 1, 2, or 3 of the Standard Specifications.

Aggregate used shall contain no frozen matter nor shall the aggregate be placed on snow or ice. Jetting or inundating shall not be done during freezing weather.

After the filling of the void, the site shall be graded and cleaned-up to the satisfaction of the Engineer.

If there is a possibility of trapping of sub-surface drainage, basement floors shall be broken to comply with local building codes to prevent entrapment of water.

A suitable earth cap, minimum 12 inches (300 mm) thick, shall be placed as the final backfill lift on all cavity areas outside the proposed embankment or pavement structure.

This work will not be paid for separately, but shall be included in the cost of the building removal pay items included in the contract.

TRAFFIC CONTROL PLAN

Effective: January 21, 2026

Traffic control shall be in accordance with the applicable sections of the "Standard Specifications for Road and Bridge Construction," the applicable guidelines contained in the "Illinois Manual on Uniform Traffic Control Devices for Streets and Highways," these Special Provisions, and any special details and Highway Standards contained herein and in the plans.

Special attention is called to Section 701 and Articles 107.09 and 107.14 of the "Standard Specifications for Road and Bridge Construction" and the following Highway Standards relating to traffic control:

701101 701106 701411 701602 701901

DEBRIS REMOVAL

Description: This work shall consist of the removal and disposal of accumulated debris located within the subject parcel in accordance with this special provision, the Standard Specifications, and as shown on the plans or as directed by the Engineer. This debris consists of but is not limited to tires, logs, wood, branches, tree trunks, stumps, broken concrete pieces, garbage, waste litter and other abandoned accumulated objects.

Construction Requirements. All debris shall be removed and disposed of properly according to Article 202.03 of the Standard Specifications and as directed by the Engineer. After all debris and foreign materials have been removed, the area disrupted by removal operations shall be restored to its original slope grades and seeded.

Method of Measurement: DEBRIS REMOVAL will be measured for payment on a Lump Sum basis.

Basis of Payment: This work will be paid for at the contract Lump Sum price for DEBRIS REMOVAL.

RODENT EXTERMINATION

This work under this special provision consists of the extermination of rodents in and around the buildings prior to demolition. This work shall be performed by an Illinois Licensed Exterminator at least three (3) weeks in advance of beginning building removal.

The cost of RODENT EXTERMINATION will not be paid for separately but shall be included in the price per Lump Sum for BUILDING REMOVAL NO. 1. Clean-up will be to the satisfaction of the Engineer.

BUILDING REMOVAL (BDE)

Effective: September 1, 1990
Revised: August 1, 2022

Description. This work shall consist of the removal and disposal of building(s), including all foundations, retaining walls, and piers, down to a plane 1 ft. (300 mm) below the ultimate bottom of building elevation or proposed bottom of construction elevation. The building(s) are identified as follows:

<u>Bldg. No.</u>	<u>Parcel No.</u>	<u>Location</u>	<u>Description</u>
1	4ABL011	600 South Main Street East Peoria, Illinois 61611	Commercial garage/shop with partial upper level, constructed in 1945; 2,880 Square Feet.

CONSTRUCTION REQUIREMENTS

General. The IEPA's "State of Illinois Demolition/Renovation/Asbestos Project Notification Form" shall be submitted and a copy sent to the Engineer. It shall be updated if there is a change in the start and/or finish date or if asbestos is found to be present in the building(s) to be removed.

Discontinuance of Utilities. The Contractor shall arrange for the discontinuance of all utility services and the removal of the metering devices that serve the building(s) according to the respective requirements and regulations of the city, county, and utility companies involved. The Contractor shall disconnect and seal the service outlets.

Posting. Upon execution of the contract and prior to the removal of any buildings, the Contractor shall paint or stencil, in contrasting colors of an oil base paint, on all sides of each building or structure, the following posting:

NO TRESPASSING
VIOLATORS WILL BE PROSECUTED

The postings shall be positioned prominently on the structure so they can be easily read and at a sufficient height to prevent defacing.

Any holes, such as basements, shall be backfilled according to Article 502.10.

Basis of Payment. This work will be paid for at the contract lump sum unit price for BUILDING REMOVAL NO. 1.

CEMENT, FINELY DIVIDED MINERALS, ADMIXTURES, CONCRETE, AND MORTAR (BDE)

Effective: January 1, 2025

Revised: January 1, 2026

Revise the first paragraph of Article 285.05 of the Standard Specifications to read:

"285.05 Fabric Formed Concrete Revetment Mat. The grout shall consist of a mixture of cement, fine aggregate, and water so proportioned and mixed as to provide a pumpable slurry. Fly ash or ground granulated blast furnace (GGBF) slag, and concrete admixtures may be used at the option of the Contractor. The grout shall have an air content of not less than 6.0 percent nor more than 9.0 percent of the volume of the grout. The mix shall obtain a compressive strength of 2500 psi (17,000 kPa) at 28 days according to Article 1020.09."

Revise Article 302.02 of the Standard Specifications to read:

"302.02 Materials. Materials shall be according to the following.

Item	Article/Section
(a) Cement	1001
(b) Water	1002
(c) Hydrated Lime	1012.01
(d) By-Product, Hydrated Lime	1012.02
(e) By-Product, Non-Hydrated Lime	1012.03
(f) Lime Slurry	1012.04
(g) Fly Ash	1010

- (h) Soil for Soil Modification (Note 1) 1009.01
- (i) Bituminous Materials (Note 2) 1032

Note 1. This soil requirement only applies when modifying with lime (slurry or dry).

Note 2. The bituminous materials used for curing shall be emulsified asphalt RS-2, CRS-2, HFE 90, or HFE 150; rapid curing liquid asphalt RC-70; or medium curing liquid asphalt MC-70 or MC-250.”

Revise Article 312.07(c) of the Standard Specifications to read:

“(c) Cement1001”

Add Article 312.07(i) of the Standard Specifications to read:

“(i) Ground Granulated Blast Furnace (GGBF) Slag1010”

Revise the first paragraph of Article 312.09 of the Standard Specifications to read:

“312.09 Proportioning and Mix Design. At least 60 days prior to start of placing CAM II, the Contractor shall submit samples of materials to be used in the work for proportioning and testing. The mixture shall contain a minimum of 200 lb (120 kg) of cement per cubic yard (cubic meter). Cement may be replaced with fly ash or ground granulated blast furnace (GGBF) slag according to Article 1020.05(c)(1) or 1020.05(c)(2), respectively, however the minimum cement content in the mixture shall be 170 lbs/cu yd (101 kg/cu m). Blends of coarse and fine aggregates will be permitted, provided the volume of fine aggregate does not exceed the volume of coarse aggregate. The Engineer will determine the proportions of materials for the mixture according to the “Portland Cement Concrete Level III Technician Course” manual. However, the Contractor may substitute their own mix design. Article 1020.05(a) shall apply, and a Level III PCC Technician shall develop the mix design.”

Revise Article 352.02 of the Standard Specifications to read:

“352.02 Materials. Materials shall be according to the following.

Item	Article/Section
(a) Cement (Note 1)	1001
(b) Soil for Soil-Cement Base Course	1009.03
(c) Water	1002
(d) Bituminous Materials (Note 2)	1032

Note 1. Bulk cement may be used for the traveling mixing plant method if the equipment for handling, weighing, and spreading the cement is approved by the Engineer.

Note 2. The bituminous materials used for curing shall be emulsified asphalt RS-2, CRS-2, HFE 90, or HFE 150; rapid curing liquid asphalt RC-70; or medium curing liquid asphalt MC-70 or MC-250.”

Revise Article 404.02 of the Standard Specifications to read:

“404.02 Materials. Materials shall be according to the following.

Item	Article/Section
(a) Cement	1001
(b) Water	1002
(c) Fine Aggregate	1003.08
(d) Bituminous Material (Tack Coat)	1032.06
(e) Emulsified Asphalts (Note 1) (Note 2)	1032.06
(f) Fiber Modified Joint Sealer	1050.05
(g) Additives (Note 3)	

Note 1. When used for slurry seal, the emulsified asphalt shall be CQS-1h according to Article 1032.06(b).

Note 2. When used for micro-surfacing, the emulsified asphalt shall be CQS-1hP according to Article 1032.06(e).

Note 3. Additives may be added to the emulsion mix or any of the component materials to provide the control of the quick-traffic properties. They shall be included as part of the mix design and be compatible with the other components of the mix.

Revise the last sentence of the fourth paragraph of Article 404.08 of the Standard Specifications to read:

“When approved by the Engineer, the sealant may be dusted with fine sand, cement, or mineral filler to prevent tracking.”

Revise Note 2 of Article 516.02 of the Standard Specifications to read:

“Note 2. The sand-cement grout mix shall be according to Section 1020 and shall be a 1:1 blend of sand and cement comprised of a Type I, IL, or II cement at 185 lb/cu yd (110 kg/cu m). The maximum water cement ratio shall be sufficient to provide a flowable mixture with a typical slump of 10 in. (250 mm).”

Revise Note 2 of Article 543.02 of the Standard Specifications to read:

“Note 2. The grout mixture shall be 6.50 hundredweight/cu yd (385 kg/cu m) of cement plus fine aggregate and water. Fly ash or ground granulated blast furnace (GGBF) slag may replace a maximum of 5.25 hundredweight/cu yd (310 kg/cu m) of the cement. The water/cement ratio, according to Article 1020.06, shall not exceed 0.60. An air-entraining admixture shall be used to produce an air content, according to Article 1020.08, of not less than 6.0 percent nor more than 9.0 percent of the volume of the grout. The Contractor shall have the option to use a water-reducing or high range water-reducing admixture.”

Revise Article 583.01 of the Standard Specifications to read:

“583.01 Description. This work shall consist of placing cement mortar along precast, prestressed concrete bridge deck beams as required for fairing out any unevenness between adjacent deck beams prior to placing of waterproofing membrane and surfacing.”

Revise Article 583.02(a) of the Standard Specifications to read:

“(a) Cement1001”

Revise the first paragraph of Article 583.03 of the Standard Specifications to read:

“ 583.03 General. This work shall only be performed when the air temperature is 45 °F (7 °C) and rising. The mixture for cement mortar shall consist of three parts sand to one part cement by volume. The amount of water shall be no more than that necessary to produce a workable, plastic mortar.”

Revise Article 606.02(h) of the Standard Specifications to read:

“(h) Fibers (Note 1)1014”

Revise Note 1 in Article 606.02(h) of the Standard Specifications to read:

“Note 1. Fibers, when required, shall only be used in the concrete mixture for slipform applications.”

Revise the third paragraph in Article 606.10 of the Standard Specifications to read:

“Welded wire fabric shall be 6 x 6 in. (150 x 150 mm) mesh, #4 gauge (5.74 mm), 58 lb (26 kg) per 100 sq ft (9 sq m).”

Revise Article 1001.01(d) of the Standard Specifications to read:

“(d) Rapid Hardening Cement. Rapid hardening cement shall be according to the Bureau of Materials Policy Memorandum “Portland or Blended Cement Acceptance Procedure for Qualified and Non-Qualified Plants”, and ASTM C 1600, Type URH, Type VRH, or Type RH-CAC. It shall be used according to Article 1020.04 or when approved by the Engineer. The Contractor shall submit a report from the manufacturer or an independent lab that contains results for testing according to ASTM C 1600 which shows the cement meets the requirements of either Type URH, Type VRH, or Type RH-CAC. Test data shall be less than 1 year old from the date of submittal.

Revise Article 1001.01(e) of the Standard Specifications to read:

“(e) Other Cements. Other cements shall be according to the Bureau of Materials Policy Memorandum “Portland or Blended Cement Acceptance Procedure for Qualified and Non-Qualified Plants”, and ASTM C 1157 or ASTM C 1600, as applicable. Other cements shall be used according to Article 1020.04 or when approved by the Engineer. For cements according to ASTM C 1157, the Contractor shall submit a report from the manufacturer or an independent lab that contains results of tests which shows the cement meets the requirements Type GU, HE, MS, MH, or LH. For cements according to ASTM C 1600, the

Contractor shall submit a report from the manufacturer or an independent lab that contains results of tests which shows the cement meets the requirements Type MRH or GRH. Test data shall be less than 1 year old from the date of submittal.”

Revise Article 1002.02 of the Standard Specifications to read:

“**1002.02 Quality.** Water used with cement in concrete or mortar and water used for curing concrete shall be clean, clear, and free from sugar. In addition, water shall be tested and evaluated for acceptance according to one of the following options.

OPTION 1.

(a) Acceptable limits for acidity and alkalinity when tested according to ITP T 26.

- (1) Acidity -- 0.1 Normal NaOH 2 ml max.*
 - (2) Alkalinity -- 0.1 Normal HCl..... 10 ml max.*
- *To neutralize 200 ml sample.

(b) Acceptable limits for solids when tested according to the following.

- (1) Organic (ITP T 26)..... 0.02% max.
- (2) Inorganic (ITP T 26)..... 0.30% max.
- (3) Sulfate (SO₄) (ASTM D 516-82) 0.05% max.
- (4) Chloride (ASTM D 512) 0.06% max.

(c) The following tests shall be performed on the water sample and on deionized water. The same cement and sand shall be used for both tests.

- (1) Unsoundness (ASTM C 151).
- (2) Initial and Final Set Time (ASTM C 266).
- (3) Strength (ASTM C 109).

The test results for the water sample shall not deviate from the test results for the deionized water, except as allowed by the precision in the test method.

OPTION 2. Water shall meet the requirements ASTM C 1602 Tables 1 and 2 as outlined in Sections 5.1, 5.2, and 5.4.”

Revise Note 2/ in Article 1003.01(b) of the Standard Specifications to read:

“2/ Applies only to sand. Sand exceeding the colorimetric test standard of 11 (Illinois Modified AASHTO T 21) will be checked for mortar making properties according to Illinois Modified ASTM C 87 and shall develop a compressive strength at the age of 14 days when using Type I, IL, or II cement of not less than 95 percent of the comparable standard.

Revise the second sentence of Article 1003.02(e)(1) of the Standard Specifications to read:

“The test will be performed with Type I, IL, or II portland cement having a total equivalent alkali content (Na₂O + 0.658K₂O) of 0.90 percent or greater.”

Revise the first sentence of the second paragraph of Article 1003.02(e)(3) of the Standard Specifications to read:

“The ASTM C 1293 test shall be performed with Type I, IL, or II portland cement having a total equivalent alkali content ($\text{Na}_2\text{O} + 0.658\text{K}_2\text{O}$) of 0.80 percent or greater.”

Revise the second sentence of Article 1004.02(g)(1) of the Standard Specifications to read:

“The test will be performed with Type I, IL, or II portland cement having a total equivalent alkali content ($\text{Na}_2\text{O} + 0.658\text{K}_2\text{O}$) of 0.90 percent or greater.”

Add the following Section to the Standard Specifications.

“SECTION 1014. FIBERS FOR CONCRETE

1014.01 General. Fibers used in concrete shall be Type II or Type III (polyolefin or carbon) according to ASTM C 1116. The testing required for Type II fibers or Type III polyolefin fibers shall be performed by an independent lab a minimum of once every five years, and the test results provided to the Department. Manufacturers of Type III carbon fibers shall provide materials certification documentation not more than 6 years old a minimum of once every 5 years to the Department. The Department will maintain a qualified product list. The method of inclusion of fibers into concrete mixtures shall be according to the manufacturer’s specifications.

At the discretion of the Engineer, the concrete mixture shall be evaluated in a field demonstration for fiber clumping, ease of placement, and ease of finishing. The field demonstration shall consist of a minimum 2 cu yd (1.5 cu m) trial batch placed in a 12 ft x 12 ft (3.6 m x 3.6 m) slab.

1014.02 Concrete Gutter, Curb, Median and Paved Ditch. Fibers shall be Type III. Fibers shall have a minimum length of 1/2 in. (13 mm) and a maximum length of 0.75 in. (19 mm). The maximum dosage rate in the concrete mixture shall not exceed 1.5 lb/cu yd (0.9 kg/cu m). The minimum dosage rate shall be per the manufacturer’s recommendation.

1014.03 Concrete Inlay or Overlay. Fibers shall be Type III. Fibers shall have a minimum length of 1.0 in. (25 mm), a maximum length of 2 1/2 in. (63 mm), and a maximum aspect ratio (length divided by the equivalent diameter of the fiber) of 150. The maximum dosage rate shall not exceed 5.0 lb/cu yd (3.0 kg/cu m). The minimum dosage rate shall be per the manufacturer’s recommendation.

1014.04 Bridge Deck Fly Ash, Ground Granulated Blast Furnace (GGBF) Slag, High Reactivity Metakaolin, or Microsilica (Silica Fume) Concrete Overlay. Fibers shall be Type III. The dosage rate shall be a minimum of 3.0 lb/cu yd (1.8 kg/cu m), unless a field demonstration according to Article 1014.01 indicates that a lower dosage rate is necessary. Based on the results of the field demonstration, the Department has the option to reduce the dosage rate of fibers, but the dosage will not be reduced to less than 2.0 lb / cu yd (1.2 kg/cu m).

1014.05 Bridge Deck Latex Concrete Overlay. Fibers shall be Type II or III. Fibers shall have a minimum length of 0.75 in. (19 mm), a maximum length of 1.75 in. (45 mm), and an aspect ratio (length divided by the equivalent diameter of the fiber) of between 70 and 100. The dosage rate shall be a minimum of 3.0 lb/cu yd (1.8 kg/cu m), unless a field demonstration according to Article 1014.01 indicates that a lower dosage rate is necessary. Based on the results of the field

demonstration, the Department has the option to reduce the dosage rate of fibers, but the dosage will not be reduced to less than 2.0 lb/cu yd (1.2 kg/cu m).”

Add the following Section to the Standard Specifications:

“SECTION 1015. HIGH PERFORMANCE SHOTCRETE

1015.01 Packaged Shotcrete With Aggregate. The packaged shotcrete with aggregate shall be a pre-blended dry combination of materials for the wet-mix shotcrete method according to ASTM C 1480, Type FA or CA, Grade FR, Class I. The fibers shall be Type III according to Article 1014.01. The cement and finely divided minerals in the mixture shall be a minimum 6.65 cwt/cu yd (395 kg/cu m), and the portland cement shall not be below 4.70 cwt/cu yd (279 kg/cu m). Microsilica is required in the mixture and shall be a minimum of 5 percent by weight (mass) of cementitious material, and a maximum of 10 percent. Strength requirements shall be according to ASTM C 1480 except that the strength at 28 days shall be at least 4000 psi (27,500 kPa). Strength testing shall be according to ASTM C 1140. The air content as shot shall be 4.0 – 8.0 percent when tested according to AASHTO T 152, and the coarse aggregate shall be a maximum size of 1/2 in. (12.5 mm).

The packaged shotcrete shall have a water soluble chloride ion content of less than 0.15% by weight of cementitious material when tested according to ASTM C 1218 or AASHTO T 260.

The testing according to ASTM C 1480, ASTM C 1140, AASHTO 152, and ASTM C 1218 or AASHTO T 260 shall be performed by an independent lab a minimum of once every 5 years, and the test results shall be provided to the Department. The Department will maintain a qualified product list. Batching and mixing shall be per the manufacturer’s recommendations.

1015.02 Packaged Shotcrete Without Aggregate. The packaged shotcrete that does not include pre-blended aggregate shall be according to Article 1015.01, except the added aggregate shall be according to Articles 1003.02 and 1004.02. The aggregate gradation shall be according to the manufacturer. The Department will maintain a qualified product list. Batching and mixing shall be per the manufacturer’s recommendations.”

Revise Section 1017 of the Standard Specifications to read:

“SECTION 1017. PACKAGED, DRY, COMBINED MATERIALS FOR MORTAR AND CONCRETE

1017.01 Mortar. The mortar shall be high-strength according to ASTM C 387 and shall have a minimum 80.0 percent relative dynamic modulus of elasticity when tested according to AASHTO T 161. For prestressed concrete applications, the mortar shall have a water-soluble chloride ion content of less than 0.06 percent by weight of cementitious material when tested according to ASTM C 1218 or AASHTO T 260; and for non-prestressed concrete applications, the water soluble chloride content shall be less than 0.15 percent by weight of cementitious material. The testing according to ASTM C 387, AASHTO T 161, and either ASTM C 1218 or AASHTO T 260 shall be performed by an independent lab a minimum of once every five years, and the test results shall be provided to the Department. The Department will maintain a qualified product list. Mixing of the high-strength mortar shall be according to the manufacturer’s specifications.

1017.02 Concrete. The materials, testing, and preparation of aggregate for the “high slump” packaged concrete mixture shall be according to ASTM C 387. The mixture shall be air entrained, the slump shall be 5-10 in. (125-250 mm), and the coarse aggregate shall be a maximum size of

1/2 in. (12.5 mm). Strength requirements shall be according to ASTM C 387 except that the strength at 28 days shall be at least 4000 psi (27,500 kPa). The “high slump” packaged concrete mixture shall have a water soluble chloride ion content of less than 0.15% by weight of cementitious material when tested according to ASTM C 1218 or AASHTO T 260. The testing according to ASTM C 387, and either ASTM C 1218 or AASHTO T 260 shall be performed by an independent lab a minimum of once every 5 years, and the test results shall be provided to the Department. The Department will maintain a qualified product list. Mixing shall be per the manufacturer’s recommendations.

1017.02 Self-Consolidating Concrete. The materials, testing, and preparation of aggregate for the “self-consolidating concrete” packaged concrete mixture shall be according to ASTM C 387. The mixture shall be air entrained, it should be uniformly graded, and the coarse aggregate shall be a maximum size of 1/2 in. (12.5 mm). Strength requirements shall be according to ASTM C 387 except that the strength at 28 days shall be at least 4000 psi (27,500 Pa). Slump flow range shall be 22 in. (550 mm) minimum to 28 in. (700 mm) maximum when tested according to AASHTO T 347. The visual stability index shall be a maximum of 1 when tested according to AASHTO T 351. At the option of the manufacturer, either the J-Ring value shall be a maximum of 2 in. (50 mm) when tested according to AASHTO T 347 or the L-Box blocking ratio shall be a minimum of 80 percent when tested according AASHTO T 419. The hardened visual stability index shall be a maximum of 1 when tested according to AASHTO R 81.

The “self -consolidating concrete” packaged concrete mixture shall have a water soluble chloride ion content of less than 0.15 percent by weight of cementitious material when tested according to ASTM C 1218 or AASHTO T 260.

The testing according to ASTM C 387, AASHTO T 347, AASHTO T 351, AASHTO T 419, AASHTO R 81, ASTM C 1218 and AASHTO T 260 shall be performed by an independent lab a minimum of once every 5 years, and the test results shall be provided to the Department. The Department will maintain a qualified product list. Mixing shall be per the manufacturer’s recommendations.”

Revise Article 1018.01 of the Standard Specifications to read:

“1018.01 Requirements. The rapid hardening mortar or concrete shall be according to ASTM C 928 and shall have successfully completed and remain current with the AASHTO Product Eval and Audit Rapid Hardening Concrete Patching Materials (RHCP) testing program. R1, R2, or R3 concrete shall be air entrained, the slump shall be 5-10 in. (125-250 mm), and the coarse aggregate shall be a maximum size of 1/2 in. (12.5 mm). For prestressed concrete applications, the mortar or concrete shall have a water-soluble chloride ion content of less than 0.06 percent by weight of cementitious material when tested according to ASTM C 1218 or AASHTO T 260; and for non-prestressed concrete applications, the water soluble chloride content shall be less than 0.15 percent by weight of cementitious material. The Department will maintain a qualified product list. Mixing of the mortar or concrete shall be according to the manufacturer’s specifications..”

Revise Article 1019.02 of the Standard Specifications to read:

“1019.02 Materials. Materials shall be according to the following.

Item	Article/Section
(a) Cement	1001
(b) Water	1002

(c) Fine Aggregate for Controlled Low-Strength Material (CLSM) 1003.06
 (d) Fly Ash 1010
 (e) Ground Granulated Blast Furnace (GGBF) Slag..... 1010
 (f) Admixtures (Note 1)

Note 1. The air-entraining admixture may be in powder or liquid form. The air content produced by the admixture shall be 15-25 percent when incorporated into Mix 2 or an equivalent mixture as determined by the Department and tested according to AASHTO T 121 or AASHTO T 152. The testing according to AASHTO T 121 or AASHTO T 152 shall be performed by an independent lab a minimum of once every five years, and the test results shall be provided to the Department. The Department will maintain a qualified product list.”

Revise the third paragraph of Article 1019.04 of the Standard Specifications to read:

“The Engineer will instruct the Contractor to adjust the proportions of the mix design in the field as needed to meet the design criteria, provide adequate flowability, maintain proper solid suspension, or other criteria established by the Engineer.”

Revise Article 1019.05 of the Standard Specifications to read:

“**1019.05 Department Mix Design.** The Department mix design shall be Mix 1, 2, or 3 and shall be proportioned to yield approximately one cubic yard (cubic meter).

Mix 1	
Cement	50 lb (30 kg)
Fly Ash – Class C or F, and/or GGBF Slag	125 lb (74 kg)
Fine Aggregate – Saturated Surface Dry	2900 lb (1720 kg)
Water	50-65 gal (248-322 L)
Air Content	No air is entrained

Mix 2	
Cement	125 lb (74 kg)
Fine Aggregate – Saturated Surface Dry	2500 lb (1483 kg)
Water	35-50 gal (173-248 L)
Air Content	15-25 %

Mix 3	
Cement	40 lb (24 kg)
Fly Ash – Class C or F, and/or GGBF Slag	125 lb (74 kg)
Fine Aggregate – Saturated Surface Dry	2500 lb (1483 kg)
Water	35-50 gal (179-248 L)
Air Content	15-25 %”

Revise Article 1020.04, Table 1, Note (8) of the Standard Specifications to read:

“(8) In addition to the Type III portland cement, 100 lb/cu yd of ground granulated blast-furnace slag and 50 lb/cu yd of microsilica (silica fume) shall be used. For an air temperature greater than 85 °F, the Type III portland cement may be replaced with Type I, IL, or II portland cement.”

Revise Article 1020.04, Table 1 (Metric), Note (8) of the Standard Specifications to read:

“(8) In addition to the Type III portland cement, 60 kg/cu m of ground granulated blast-furnace slag and 30 kg/cu m of microsilica (silica fume) shall be used. For an air temperature greater than 30 °C, the Type III portland cement may be replaced with Type I, IL, or II portland cement.”

Revise Note 9 of Table 1 of Article 1020.04 of the Standard Specifications to read:

“(9) The cement shall be a rapid hardening according to Article 1001.01(d). Minimum or maximum cement factor may be adjusted when approved by the Engineer.”

Revise the second paragraph of Article 1020.05(a) of the Standard Specifications to read:

“For a mix design using a portland-pozzolan cement, portland blast-furnace slag cement, portland-limestone cement, or replacing portland cement with finely divided minerals per Articles 1020.05(c) and 1020.05(d), the Contractor may submit a mix design with a minimum portland cement content less than 400 lbs/cu yd (237 kg/cu m), but not less than 375 lbs/cu yd (222 kg/cu m), if the mix design is shown to have a minimum relative dynamic modulus of elasticity of 80 percent determined according to AASHTO T 161. Testing shall be performed by an independent laboratory accredited by AASHTO re:source for Portland Cement Concrete.”

Revise the first sentence of the first paragraph of Article 1020.05(b) of the Standard Specifications to read:

“Corrosion inhibitors and concrete admixtures shall be according to the qualified product lists.”

Delete the fourth and fifth sentences of the second paragraph of Article 1020.05(b) of the Standard Specifications.

Revise Article 1020.05(b)(5) of the Standard Specifications to read:

“(5) For Class PP-4 concrete, a high range water-reducing admixture, retarder, and/or hydration stabilizer may be used in addition to the air-entraining admixture. The Contractor also has the option to use a water-reducing admixture with the high range water-reducing admixture. An accelerator shall not be used. A mobile portland cement concrete plant shall be used to produce the patching mixture.

For PP-5 concrete, a non-chloride accelerator, high range water-reducing admixture, retarder, hydration stabilizer, and/or air-entraining admixture may be used. The accelerator, high range water-reducing admixture, retarder, hydration stabilizer, and/or air-entraining admixture shall be per the Contractor’s recommendation and dosage. The qualified product list of concrete admixtures shall not apply. A mobile portland cement concrete plant shall be used to produce the patching mixture.”

Revise second paragraph of Article 1020.05(b)(10) of the Standard Specifications to read:

“When calcium nitrite is used, it shall be added at the rate of 4 gal/cu yd (20 L/cu m) and shall be added to the mix immediately after all compatible admixtures have been

introduced to the batch. Other corrosion inhibitors shall be added per the manufacturer's specifications."

Delete the third paragraph of Article 1020.05(b)(10) of the Standard Specifications.

Revise Article 1020.15(b)(1)c. of the Standard Specifications to read:

- "c. The minimum portland cement content in the mixture shall be 375 lbs/cu yd (222 kg/cu m). When the total of organic processing additions, inorganic processing additions, and limestone addition exceed 5.0 percent in the cement, the minimum portland cement content in the mixture shall be 400 lbs/cu yd (237 kg/cu m). For a drilled shaft, foundation, footing, or substructure, the minimum portland cement may be reduced to as low as 330 lbs/cu yd (196 kg/cu m) if the concrete has adequate freeze/thaw durability. The Contractor shall provide freeze/thaw test results according to AASHTO T 161, and the relative dynamic modulus of elasticity of the mix design shall be a minimum of 80 percent. Testing shall be performed by an independent laboratory accredited by AASHTO re:source for Portland Cement Concrete. Freeze/thaw testing will not be required for concrete that will not be exposed to freezing and thawing conditions as determined by the Engineer."

Revise Article 1021.01 of the Standard Specifications to read:

"1021.01 General. Admixtures shall be furnished in liquid or powder form ready for use. The admixtures shall be delivered in the manufacturer's original containers, bulk tank trucks or such containers or tanks as are acceptable to the Engineer. Delivery shall be accompanied by a ticket which clearly identifies the manufacturer, the date of manufacture, and trade name of the material. Containers shall be readily identifiable as to manufacturer, the date of manufacture, and trade name of the material they contain.

Concrete admixtures shall be on one of the Department's qualified product lists. Unless otherwise noted, admixtures shall have successfully completed and remain current with the AASHTO Product Eval and Audit Concrete Admixture (CADD) testing program. For admixture submittals to the Department; the product brand name, manufacturer name, admixture type or types, an electronic link to the product's technical data sheet, and the NTPEP testing number which contains an electronic link to all test data shall be provided. In addition, a letter shall be submitted certifying that no changes have been made in the formulation of the material since the most current round of tests conducted by AASHTO Product Eval and Audit. After 28 days of testing by AASHTO Product Eval and Audit, air-entraining admixtures may be provisionally approved and used on Departmental projects. For all other admixtures, unless otherwise noted, the time period after which provisionally approved status may be earned is 6 months.

The manufacturer shall include the following in the submittal to the AASHTO Product Eval and Audit CADD testing program: the manufacturing range for specific gravity, the midpoint and manufacturing range for residue by oven drying, and manufacturing range of pH. The submittal shall also include an infrared spectrophotometer trace no more than five years old.

For air-entraining admixtures according to Article 1021.02, the specific gravity allowable manufacturing range established by the manufacturer shall be according to AASHTO M 194. For residue by oven drying and pH, the allowable manufacturing range and test methods shall be according to AASHTO M 194.

For admixtures according to Articles 1021.03, 1021.04, 1021.05, 1021.06, 1021.07, and 1021.08, the pH allowable manufacturing range established by the manufacturer shall be according to ASTM E 70. For specific gravity and residue by oven drying, the allowable manufacturing range and test methods shall be according to AASHTO M 194.

All admixtures, except chloride-based accelerators, shall contain a maximum of 0.3 percent chloride by weight (mass) as determined by an appropriate test method. To verify the test result, the Department will use Illinois Modified AASHTO T 260, Procedure A, Method 1.

Prior to final approval of an admixture, the Engineer reserves the right to request a sample for testing. The test and reference concrete mixtures tested by the Engineer will contain a cement content of 5.65 cwt/cu yd (335 kg/cu m). For freeze-thaw testing, the Department will perform the test according to Illinois Modified AASHTO T 161. The flexural strength test will be performed according to AASHTO T 177. If the Engineer decides to test the admixture, the manufacturer shall submit AASHTO T 197 water content and set time test results on the standard cement used by the Department. The manufacturer may select their lab or an independent lab to perform this testing. The laboratory is not required to be accredited by AASHTO.

Random field samples may be taken by the Department to verify an admixture meets specification. A split sample will be provided to the manufacturer if requested. Admixtures that do not meet specification requirements or an allowable manufacturing range established by the manufacturer shall be replaced with new material.”

Revise Article 1021.03 of the Standard Specifications to read:

“**1021.03 Retarding and Water-Reducing Admixtures.** The admixture shall be according to the following.

- (a) Retarding admixtures shall be according to AASHTO M 194, Type B (retarding) or Type D (water-reducing and retarding).
- (b) Water-reducing admixtures shall be according to AASHTO M 194, Type A.
- (c) High range water-reducing admixtures shall be according to AASHTO M 194, Type F (high range water-reducing) or Type G (high range water-reducing and retarding).”

Revise Article 1021.05 of the Standard Specifications to read:

“**1021.05 Self-Consolidating Admixtures.** Self-consolidating admixture systems shall consist of either a high range water-reducing admixture only or a high range water-reducing admixture combined with a separate viscosity modifying admixture. The one or two component admixture system shall be capable of producing a concrete that can flow around reinforcement and consolidate under its own weight without additional effort and without segregation.

High range water-reducing admixtures shall be according to AASHTO M 194, Type F.

Viscosity modifying admixtures shall be according to AASHTO M 194, Type S (specific performance).”

Revise Article 1021.06 of the Standard Specifications to read:

“1021.06 Rheology-Controlling Admixture. Rheology-controlling admixtures shall be capable of producing a concrete mixture with a lower yield stress that will consolidate easier for slipform applications used by the Contractor. Rheology-controlling admixtures shall be according to AASHTO M 194, Type S (specific performance).”

Revise Article 1021.07 of the Standard Specifications to read:

“1021.07 Corrosion Inhibitor. The corrosion inhibitor shall be according to one of the following.

(a) Calcium Nitrite. Corrosion inhibitors shall contain a minimum 30 percent calcium nitrite by weight (mass) of solution and shall comply with either the requirements of AASHTO M 194, Type C (accelerating) or the requirements of ASTM C 1582. The corrosion inhibiting performance requirements of ASTM C 1582 shall not apply.

(b) Other Materials. The corrosion inhibitor shall be according to ASTM C 1582.

For submittals requiring testing according to ASTM M 194, Type C (accelerating), the admixture shall meet the requirements of the AASHTO Product Eval and Audit CADD testing program according to Article 1021.01.

For submittals requiring testing according to ASTM C 1582, a report prepared by an independent laboratory accredited by AASHTO re:source for portland cement concrete shall be provided. The report shall show the results of physical tests conducted no more than five years prior to the time of submittal, according to applicable specifications. However, ASTM G 109 test information specified in ASTM C 1582 is not required to be from an independent accredited lab. All other information in ASTM C 1582 shall be from an independent accredited lab. Test data and other information required to be submitted to AASHTO Product Eval and Audit according to Article 1021.01, shall instead be submitted directly to the Department.”

Add Article 1021.08 of the Standard Specifications as follows:

“1021.08 Other Specific Performance Admixtures. Other specific performance admixtures shall, at a minimum, be according to AASHTO M 194, Type S (specific performance). The Department also reserves the right to require other testing, as determined by the Engineer, to show evidence of specific performance characteristics.

Initial testing according to AASHTO M 194 may be conducted under the AASHTO Product Eval and Audit CADD testing program according to Article 1021.01, or by an independent laboratory accredited by AASHTO re:source for Portland Cement Concrete. In either case, test data and other information required to be submitted to AASHTO Product Eval and Audit according to Article 1021.01, shall also be submitted directly to the Department. The independent accredited lab report shall show the results of physical tests conducted no more than five years prior to the time of submittal, according to applicable specifications.”

Add Article 1021.09 of the Standard Specifications as follows:

“1021.09 Latex Admixtures. The latex admixture shall be a uniform, homogeneous, non-toxic, film-forming, polymeric emulsion in water to which all stabilizers have been added at the point of manufacture. The latex admixture shall not contain any chlorides and shall contain 46-49 percent solids.

In lieu of meeting the requirements of Article 1021.01, the Contractor shall submit a manufacturer's certification that the latex emulsion meets the requirements of FHWA Research Report RD-78-35, Chapter VI. The certificate shall include the date of manufacture of the latex admixture, batch or lot number, quantity represented, manufacturer's name, and the location of the manufacturing plant. The latex emulsion shall be sampled and tested in accordance with RD-78-35, Chapter VII, Certification Program.

The latex admixture shall be packaged and stored in containers and storage facilities which will protect the material from freezing and from temperatures above 85°F (30°C). Additionally, the material shall not be stored in direct sunlight and shall be shaded when stored outside of buildings during moderate temperatures.”

Revise Article 1024.01 of the Standard Specifications to read:

“1024.01 Requirements for Grout. The grout shall be proportioned by dry volume, thoroughly mixed, and shall have a minimum temperature of 50 °F (10 °C). Water shall not exceed the minimum needed for placement and finishing.

Materials for the grout shall be according to the following.

Item	Article/Section
(a) Cement	1001
(b) Water	1002
(c) Fine Aggregate	1003.02
(d) Fly Ash	1010
(e) Ground Granulated Blast Furnace (GGBF) Slag.....	1010
(f) Concrete Admixtures	1021”

Revise Note 1 of Article 1024.02 of the Standard Specifications to read:

“Note 1. Nonshrink grout shall be according to ASTM C 1107.

For prestressed concrete applications, the nonshrink grout shall have a water soluble chloride ion content of less than 0.06 percent by weight of cementitious material when tested according to ASTM C 1218 or AASHTO T 260; and for non-prestressed concrete applications, the water soluble chloride ion content shall be less than 0.15 percent by weight of cementitious material. The testing according to ASTM 1107, and either ASTM C 1218 or AASHTO T 260 shall be performed by an independent lab a minimum of once every five years, and the test results shall be provided to the Department. The Department will maintain a qualified product list. Mixing of the nonshrink grout shall be according to the manufacturer's specifications.”

Revise Article 1029.02 of the Standard Specifications to read:

“ **1029.02 Materials.** Materials shall be according to the following.

Item	Article/Section
(a) Cement.....	1001
(b) Fly Ash	1010
(c) Ground Granulated Blast Furnace (GGBF) Slag	1010
(d) Water.....	1002
(e) Fine Aggregate.....	1003
(f) Concrete Admixtures	1021
(g) Foaming Agent (Note 1)	

Note 1. The manufacturer shall submit infrared spectrophotometer trace and test results indicating the foaming agent meets the requirements of ASTM C 869 in order to be on the Department’s qualified product list. Submitted data/results shall not be more than five years old.”

Revise the second paragraph of Article 1103.03(a)(4) the Standard Specifications to read:

“The dispenser system shall provide a visual indication that the liquid admixture is actually entering the batch, such as via a transparent or translucent section of tubing or by independent check with an integrated secondary metering device. If approved by the Engineer, an alternate indicator may be used for admixtures dosed at rates of 25 oz/cwt (1630 mL/100 kg) or greater, such as accelerating admixtures, corrosion inhibitors, and viscosity modifying admixtures.”

Revise Article 1103.04 of the Standard Specifications to read:

“ **1103.04 Mobile Portland Cement Concrete Plants.** The mobile concrete plant shall be according to AASHTO M 241 and the Bureau of Materials Policy Memorandum “Approval of Volumetric Mobile Mixers for Concrete”. The mixer shall be capable of carrying sufficient unmixed materials to produce not less than 6 cu yd (4.6 cu m) of concrete.”

Revise the first two sections of Check Sheet #11 “Subsealing of Concrete Pavements” of the Recurring Special Provisions to read:

“Description. This work shall consist of filling voids beneath rigid and composite pavements with cement grout.

Materials. Materials shall be according to the following Articles/Sections of the Standard Specifications:

Item	Article/Section
(a) Cement	1001
(b) Water	1002
(c) Fly Ash	1010
(d) Ground Granulated Blast Furnace (GGBF) Slag.....	1010
(e) Admixtures	1021
(f) Packaged Rapid Hardening Mortar or Concrete	1018”

Revise the Materials section of Check Sheet #28 “Portland Cement Concrete Inlay or Overlay” of the Recurring Special Provisions to read:

“Materials. Materials shall be according to the following Articles/Sections of the Standard Specifications.

Item	Article/Section
(a) Portland Cement Concrete (Note 1)	1020
(b) Fibers for Concrete.....	1014
(c) Protective Coat.....	1023.01

Note 1. Class PV concrete shall be used, except the cement factor for central mixed concrete shall be 6.05 cwt/cu yd (360 kg/cu m). A cement factor reduction according to Article 1020.05(b)(8) of the Standard Specifications will be permitted. CA 5 shall not be used and CA 7 may only be used for overlays that are a minimum of 4.5 in. (113 mm) thick. The Class PV concrete shall have a minimum flexural strength of 550 psi (3800 kPa) or a minimum compressive strength of 3000 psi (20,700 kPa) at 14 days.”

COMPENSABLE DELAY COSTS (BDE)

Effective: June 2, 2017

Revised: April 1, 2019

Revise Article 107.40(b) of the Standard Specifications to read:

“(b) Compensation. Compensation will not be allowed for delays, inconveniences, or damages sustained by the Contractor from conflicts with facilities not meeting the above definition; or if a conflict with a utility in an unanticipated location does not cause a shutdown of the work or a documentable reduction in the rate of progress exceeding the limits set herein. The provisions of Article 104.03 notwithstanding, compensation for delays caused by a utility in an unanticipated location will be paid according to the provisions of this Article governing minor and major delays or reduced rate of production which are defined as follows.

- (1) Minor Delay. A minor delay occurs when the work in conflict with the utility in an unanticipated location is completely stopped for more than two hours, but not to exceed two weeks.
- (2) Major Delay. A major delay occurs when the work in conflict with the utility in an unanticipated location is completely stopped for more than two weeks.
- (3) Reduced Rate of Production Delay. A reduced rate of production delay occurs when the rate of production on the work in conflict with the utility in an unanticipated location decreases by more than 25 percent and lasts longer than seven calendar days.”

Revise Article 107.40(c) of the Standard Specifications to read:

“(c) Payment. Payment for Minor, Major, and Reduced Rate of Production Delays will be made as follows.

- (1) Minor Delay. Labor idled which cannot be used on other work will be paid for according to Article 109.04(b)(1) and (2) for the time between start of the delay and the minimum remaining hours in the work shift required by the prevailing practice in the area.

Equipment idled which cannot be used on other work, and which is authorized to standby on the project site by the Engineer, will be paid for according to Article 109.04(b)(4).

- (2) Major Delay. Labor will be the same as for a minor delay.

Equipment will be the same as for a minor delay, except Contractor-owned equipment will be limited to two weeks plus the cost of move-out to either the Contractor’s yard or another job and the cost to re-mobilize, whichever is less. Rental equipment may be paid for longer than two weeks provided the Contractor presents adequate support to the Department (including lease agreement) to show retaining equipment on the job is the most economical course to follow and in the public interest.

- (3) Reduced Rate of Production Delay. The Contractor will be compensated for the reduced productivity for labor and equipment time in excess of the 25 percent threshold for that portion of the delay in excess of seven calendar days. Determination of compensation will be in accordance with Article 104.02, except labor and material additives will not be permitted.

Payment for escalated material costs, escalated labor costs, extended project overhead, and extended traffic control will be determined according to Article 109.13.”

Revise Article 108.04(b) of the Standard Specifications to read:

“(b) No working day will be charged under the following conditions.

- (1) When adverse weather prevents work on the controlling item.
- (2) When job conditions due to recent weather prevent work on the controlling item.
- (3) When conduct or lack of conduct by the Department or its consultants, representatives, officers, agents, or employees; delay by the Department in making the site available; or delay in furnishing any items required to be furnished to the Contractor by the Department prevents work on the controlling item.
- (4) When delays caused by utility or railroad adjustments prevent work on the controlling item.

(5) When strikes, lock-outs, extraordinary delays in transportation, or inability to procure critical materials prevent work on the controlling item, as long as these delays are not due to any fault of the Contractor.

(6) When any condition over which the Contractor has no control prevents work on the controlling item.”

Revise Article 109.09(f) of the Standard Specifications to read:

“(f) Basis of Payment. After resolution of a claim in favor of the Contractor, any adjustment in time required for the work will be made according to Section 108. Any adjustment in the costs to be paid will be made for direct labor, direct materials, direct equipment, direct jobsite overhead, direct offsite overhead, and other direct costs allowed by the resolution. Adjustments in costs will not be made for interest charges, loss of anticipated profit, undocumented loss of efficiency, home office overhead and unabsorbed overhead other than as allowed by Article 109.13, lost opportunity, preparation of claim expenses and other consequential indirect costs regardless of method of calculation.

The above Basis of Payment is an essential element of the contract and the claim cost recovery of the Contractor shall be so limited.”

Add the following to Section 109 of the Standard Specifications.

“**109.13 Payment for Contract Delay.** Compensation for escalated material costs, escalated labor costs, extended project overhead, and extended traffic control will be allowed when such costs result from a delay meeting the criteria in the following table.

Contract Type	Cause of Delay	Length of Delay
Working Days	Article 108.04(b)(3) or Article 108.04(b)(4)	No working days have been charged for two consecutive weeks.
Completion Date	Article 108.08(b)(1) or Article 108.08(b)(7)	The Contractor has been granted a minimum two week extension of contract time, according to Article 108.08.

Payment for each of the various costs will be according to the following.

(a) Escalated Material and/or Labor Costs. When the delay causes work, which would have otherwise been completed, to be done after material and/or labor costs have increased, such increases will be paid. Payment for escalated material costs will be limited to the increased costs substantiated by documentation furnished by the Contractor. Payment for escalated labor costs will be limited to those items in Article 109.04(b)(1) and (2), except the 35 percent and 10 percent additives will not be permitted.

(b) Extended Project Overhead. For the duration of the delay, payment for extended project overhead will be paid as follows.

(1) Direct Jobsite and Offsite Overhead. Payment for documented direct jobsite overhead and documented direct offsite overhead, including onsite supervisory and administrative personnel, will be allowed according to the following table.

Original Contract Amount	Supervisory and Administrative Personnel
Up to \$5,000,000	One Project Superintendent
Over \$ 5,000,000 - up to \$25,000,000	One Project Manager, One Project Superintendent or Engineer, and One Clerk
Over \$25,000,000 - up to \$50,000,000	One Project Manager, One Project Superintendent, One Engineer, and One Clerk
Over \$50,000,000	One Project Manager, Two Project Superintendents, One Engineer, and One Clerk

(2) Home Office and Unabsorbed Overhead. Payment for home office and unabsorbed overhead will be calculated as 8 percent of the total delay cost.

(c) Extended Traffic Control. Traffic control required for an extended period of time due to the delay will be paid for according to Article 109.04.

When an extended traffic control adjustment is paid under this provision, an adjusted unit price as provided for in Article 701.20(a) for increase or decrease in the value of work by more than ten percent will not be paid.

Upon payment for a contract delay under this provision, the Contractor shall assign subrogation rights to the Department for the Department's efforts of recovery from any other party for monies paid by the Department as a result of any claim under this provision. The Contractor shall fully cooperate with the Department in its efforts to recover from another party any money paid to the Contractor for delay damages under this provision."

ILLINOIS WORKS APPRENTICESHIP INITIATIVE – STATE FUNDED CONTRACTS (BDE)

Effective: June 2, 2021

Revised: April 2, 2024

Illinois Works Jobs Program Act (30 ILCS 559/20-1 et seq.). For contracts having an awarded contract value of \$500,000 or more, the Contractor shall comply with the Illinois Works Apprenticeship Initiative (30 ILCS 559/20-20 to 20-25) and all applicable administrative rules. The goal of the Illinois Apprenticeship Works Initiative is that apprentices will perform either 10% of the total labor hours actually worked in each prevailing wage classification or 10% of the estimated labor hours in each prevailing wage classification, whichever is less. Of this goal, at least 50% of the labor hours of each prevailing wage classification performed by apprentices shall be performed by graduates of the Illinois Works Pre-Apprenticeship Program, the Illinois Climate Works Pre-Apprenticeship Program, or the Highway Construction Careers Training Program.

The Contractor may seek from the Department of Commerce and Economic Opportunity (DCEO) a waiver or reduction of this goal in certain circumstances pursuant to 30 ILCS 559/20-20(b). The Contractor shall ensure compliance during the term of the contract and will be required to report on and certify its compliance. An apprentice use plan, apprentice hours, and a compliance certification shall be submitted to the Engineer on forms provided by the Department and/or DCEO.

REMOVAL AND DISPOSAL OF REGULATED SUBSTANCES (BDE)

Effective: January 1, 2024

Revised: April 1, 2026

Revise the first paragraph of Article 669.04 of the Standard Specifications to read:

“669.04 Regulated Substances Monitoring. Regulated substances monitoring includes environmental observation and field screening during regulated substances management activities. The excavated soil and groundwater within the work areas shall be managed as either uncontaminated soil, hazardous waste, special waste, or non-special waste.

As part of the regulated substances monitoring, the monitoring personnel shall perform and document the applicable duties listed on form BDE 2732 “Regulated Substances Monitoring Daily Record (RSM DR)”.

Revise the first two sentences of the nineteenth paragraph of Article 669.05 of the Standard Specifications to read:

“The Contractor shall coordinate waste disposal approvals with the disposal facility and provide the specific analytical testing requirements of that facility. The Contractor shall make all arrangements for collection, transportation, and analysis of landfill acceptance testing.”

Revise the last paragraph of Article 669.05 of the Standard Specifications to read:

“The Contractor shall select a permitted landfill facility or CCDD/USFO facility meeting the requirements of 35 Ill. Admin. Code Parts 810-814 or Part 1100, respectively. The Department will review and approve or reject the facility proposed by the Contractor based upon information provided in BDE 2730. The Contractor shall verify whether the selected facility is compliant with those applicable standards as mandated by their permit and whether the facility is presently, has previously been, or has never been, on the United States Environmental Protection Agency (U.S.

EPA) National Priorities List or the Resource Conservation and Recovery Act (RCRA) List of Violating Facilities. The use of a Contractor selected facility shall in no manner delay the construction schedule or alter the Contractor's responsibilities as set forth.”

Revise the first paragraph of Article 669.07 of the Standard Specifications to read:

“**669.07 Temporary Staging.** Soil classified according to Articles 669.05(a)(2), (b)(1), or (c) may be temporarily staged at the Contractor’s option. All other soil classified according to Articles 669.05(a)(1), (a)(3), (a)(4), (a)(5), (a)(6), or (b)(2) shall be managed and disposed of without temporary staging to the greatest extent practicable. If circumstances beyond the Contractor’s control require temporary staging of these latter materials, the Contractor shall request approval from the Engineer in writing.

Topsoil for re-use as final cover which has been field screened and found not to exhibit PID readings over daily background readings as documented on the BDE 2732, visual staining or odors, and is classified according to Articles 669.05(a)(2), (a)(3), (a)(4), (b)(1), or (c) may be temporarily staged at the Contractor’s option.”

Add the following paragraph after the fourth paragraph of Article 669.10 of the Standard Specifications.

“Regulated substances monitoring will be measured for payment per calendar day, where 4 or more hours of monitoring activities is defined as 1.0 calendar day and less than 4 hours of monitoring activities is defined as 0.5 calendar day.”

Revise the second paragraph of Article 669.11 of the Standard Specification to read:

“Regulated substances monitoring, including completion of form BDE 2732 for each day of work, will be paid for at the contract unit price per calendar day for REGULATED SUBSTANCES MONITORING. In no case will more than 1.0 calendar day be paid on a given calendar day.”

Add the following paragraph after the sixth paragraph of Article 669.11 of the Standard Specifications.

“The sampling and testing of effluent water derived from dewatering discharges for priority pollutants volatile organic compounds (VOCs), priority pollutants semi-volatile organic compounds (SVOCs), or priority pollutants metals, will be paid for at the contract unit price per each for VOCS GROUNDWATER ANALYSIS using EPA Method 8260B, SVOCs GROUNDWATER ANALYSIS using EPA Method 8270C, or RCRA METALS GROUNDWATER ANALYSIS using EPA Methods 6010B and 7471A. This price shall include transporting the sample from the job site to the laboratory.”

Revise the first sentence of the eight paragraph of Article 669.11 of the Standard Specifications to read:

“Payment for temporary staging of soil classified according to Articles 669.05(a)(1), (a)(3), (a)(4), (a)(5), (a)(6), or (b)(2) to be managed and disposed of, if required and approved by the Engineer, will be paid according to Article 109.04.”

SEEDING (BDE)

Effective: November 1, 2022

Revise Article 250.07 of the Standard Specifications to read:

“250.07 Seeding Mixtures. The classes of seeding mixtures and combinations of mixtures will be designated in the plans.

When an area is to be seeded with two or more seeding classes, those mixtures shall be applied separately on the designated area within a seven day period. Seeding shall occur prior to placement of mulch cover. A Class 7 mixture can be applied at any time prior to applying any seeding class or added to them and applied at the same time.

TABLE 1 - SEEDING MIXTURES		
Class - Type	Seeds	lb/acre (kg/hectare)
1 Lawn Mixture 1/	Kentucky Bluegrass	100 (110)
	Perennial Ryegrass	60 (70)
	<i>Festuca rubra</i> ssp. <i>rubra</i> (Creeping Red Fescue)	40 (50)
1A Salt Tolerant Lawn Mixture 1/	Kentucky Bluegrass	60 (70)
	Perennial Ryegrass	20 (20)
	<i>Festuca rubra</i> ssp. <i>rubra</i> (Creeping Red Fescue)	20 (20)
	<i>Festuca brevipilla</i> (Hard Fescue)	20 (20)
	<i>Puccinellia distans</i> (Fulfs Saltgrass or Salty Alkaligrass)	60 (70)
1B Low Maintenance Lawn Mixture 1/	Turf-Type Fine Fescue 3/	150 (170)
	Perennial Ryegrass	20 (20)
	Red Top	10 (10)
	<i>Festuca rubra</i> ssp. <i>rubra</i> (Creeping Red Fescue)	20 (20)
2 Roadside Mixture 1/	<i>Lolium arundinaceum</i> (Tall Fescue)	100 (110)
	Perennial Ryegrass	50 (55)
	<i>Festuca rubra</i> ssp. <i>rubra</i> (Creeping Red Fescue)	40 (50)
	Red Top	10 (10)
2A Salt Tolerant Roadside Mixture 1/	<i>Lolium arundinaceum</i> (Tall Fescue)	60 (70)
	Perennial Ryegrass	20 (20)
	<i>Festuca rubra</i> ssp. <i>rubra</i> (Creeping Red Fescue)	30 (20)
	<i>Festuca brevipila</i> (Hard Fescue)	30 (20)
	<i>Puccinellia distans</i> (Fulfs Saltgrass or Salty Alkaligrass)	60 (70)
3 Northern Illinois Slope Mixture 1/	<i>Elymus canadensis</i> (Canada Wild Rye) 5/	5 (5)
	Perennial Ryegrass	20 (20)
	Alsike Clover 4/	5 (5)
	<i>Desmanthus illinoensis</i> (Illinois Bundleflower) 4/ 5/	2 (2)
	<i>Schizachyrium scoparium</i> (Little Bluestem) 5/	12 (12)
	<i>Bouteloua curtipendula</i> (Side-Oats Grama) 5/	10 (10)
	<i>Puccinellia distans</i> (Fulfs Saltgrass or Salty Alkaligrass)	30 (35)
	Oats, Spring	50 (55)
	Slender Wheat Grass 5/	15 (15)
	Buffalo Grass 5/ 7/	5 (5)
	3A Southern Illinois Slope Mixture 1/	Perennial Ryegrass
<i>Elymus canadensis</i> (Canada Wild Rye) 5/		20 (20)
<i>Panicum virgatum</i> (Switchgrass) 5/		10 (10)
<i>Schizachyrium scoparium</i> (Little Blue Stem) 5/		12 (12)
<i>Bouteloua curtipendula</i> (Side-Oats Grama) 5/		10 (10)
<i>Dalea candida</i> (White Prairie Clover) 4/ 5/		5 (5)
<i>Rudbeckia hirta</i> (Black-Eyed Susan) 5/		5 (5)
Oats, Spring		50 (55)

Class – Type	Seeds	lb/acre (kg/hectare)
4 Native Grass 2/ 6/	<i>Andropogon gerardi</i> (Big Blue Stem) 5/	4 (4)
	<i>Schizachyrium scoparium</i> (Little Blue Stem) 5/	5 (5)
	<i>Bouteloua curtipendula</i> (Side-Oats Grama) 5/	5 (5)
	<i>Elymus canadensis</i> (Canada Wild Rye) 5/	1 (1)
	<i>Panicum virgatum</i> (Switch Grass) 5/	1 (1)
	<i>Sorghastrum nutans</i> (Indian Grass) 5/	2 (2)
	Annual Ryegrass	25 (25)
	Oats, Spring	25 (25)
	Perennial Ryegrass	15 (15)
4A Low Profile Native Grass 2/ 6/	<i>Schizachyrium scoparium</i> (Little Blue Stem) 5/	5 (5)
	<i>Bouteloua curtipendula</i> (Side-Oats Grama) 5/	5 (5)
	<i>Elymus canadensis</i> (Canada Wild Rye) 5/	1 (1)
	<i>Sporobolus heterolepis</i> (Prairie Dropseed) 5/	0.5 (0.5)
	Annual Ryegrass	25 (25)
	Oats, Spring	25 (25)
	Perennial Ryegrass	15 (15)
4B Wetland Grass and Sedge Mixture 2/ 6/	Annual Ryegrass	25 (25)
	Oats, Spring	25 (25)
	Wetland Grasses (species below) 5/	6 (6)
<u>Species:</u>	<u>% By Weight</u>	
<i>Calamagrostis canadensis</i> (Blue Joint Grass)	12	
<i>Carex lacustris</i> (Lake-Bank Sedge)	6	
<i>Carex slipata</i> (Awl-Fruited Sedge)	6	
<i>Carex stricta</i> (Tussock Sedge)	6	
<i>Carex vulpinoidea</i> (Fox Sedge)	6	
<i>Eleocharis acicularis</i> (Needle Spike Rush)	3	
<i>Eleocharis obtusa</i> (Blunt Spike Rush)	3	
<i>Glyceria striata</i> (Fowl Manna Grass)	14	
<i>Juncus effusus</i> (Common Rush)	6	
<i>Juncus tenuis</i> (Slender Rush)	6	
<i>Juncus torreyi</i> (Torrey's Rush)	6	
<i>Leersia oryzoides</i> (Rice Cut Grass)	10	
<i>Scirpus acutus</i> (Hard-Stemmed Bulrush)	3	
<i>Scirpus atrovirens</i> (Dark Green Rush)	3	
<i>Bolboschoenus fluviatilis</i> (River Bulrush)	3	
<i>Schoenoplectus tabernaemontani</i> (Softstem Bulrush)	3	
<i>Spartina pectinata</i> (Cord Grass)	4	

Class – Type	Seeds	lb/acre (kg/hectare)
5	Forb with Annuals Mixture (Below)	1 (1)
	Annuals Mixture 2/ 5/ 6/ Forb Mixture (Below)	10 (10)
	Annuals Mixture - Mixture not exceeding 25 % by weight of any one species, of the following:	
	<i>Coreopsis lanceolata</i> (Sand Coreopsis)	
	<i>Leucanthemum maximum</i> (Shasta Daisy)	
	<i>Gaillardia pulchella</i> (Blanket Flower)	
	<i>Ratibida columnifera</i> (Prairie Coneflower)	
	<i>Rudbeckia hirta</i> (Black-Eyed Susan)	
	Forb Mixture - Mixture not exceeding 5 % by weight PLS of any one species, of the following:	
	<i>Amorpha canescens</i> (Lead Plant) 4/	
	<i>Anemone cylindrica</i> (Thimble Weed)	
	<i>Asclepias tuberosa</i> (Butterfly Weed)	
	<i>Aster azureus</i> (Sky Blue Aster)	
	<i>Symphotrichum leave</i> (Smooth Aster)	
	<i>Aster novae-angliae</i> (New England Aster)	
	<i>Baptisia leucantha</i> (White Wild Indigo) 4/	
	<i>Coreopsis palmata</i> (Prairie Coreopsis)	
	<i>Echinacea pallida</i> (Pale Purple Coneflower)	
	<i>Eryngium yuccifolium</i> (Rattlesnake Master)	
	<i>Helianthus mollis</i> (Downy Sunflower)	
	<i>Heliopsis helianthoides</i> (Ox-Eye)	
	<i>Liatris aspera</i> (Rough Blazing Star)	
	<i>Liatris pycnostachya</i> (Prairie Blazing Star)	
	<i>Monarda fistulosa</i> (Prairie Bergamot)	
	<i>Parthenium integrifolium</i> (Wild Quinine)	
	<i>Dalea candida</i> (White Prairie Clover) 4/	
	<i>Dalea purpurea</i> (Purple Prairie Clover) 4/	
	<i>Physostegia virginiana</i> (False Dragonhead)	
	<i>Potentilla arguta</i> (Prairie Cinquefoil)	
	<i>Ratibida pinnata</i> (Yellow Coneflower)	
	<i>Rudbeckia subtomentosa</i> (Fragrant Coneflower)	
	<i>Silphium laciniatum</i> (Compass Plant)	
	<i>Silphium terebinthinaceum</i> (Prairie Dock)	
	<i>Oligoneuron rigidum</i> (Rigid Goldenrod)	
	<i>Tradescantia ohiensis</i> (Spiderwort)	
	<i>Veronicastrum virginicum</i> (Culver's Root)	

Class – Type	Seeds	lb/acre (kg/hectare)
5A Large Flower Native Forb Mixture 2/ 5/ 6/	Forb Mixture (see below)	5 (5)
	<u>Species:</u>	<u>% By Weight</u>
	<i>Aster novae-angliae</i> (New England Aster)	5
	<i>Echinacea pallida</i> (Pale Purple Coneflower)	10
	<i>Helianthus mollis</i> (Downy Sunflower)	10
	<i>Heliopsis helianthoides</i> (Ox-Eye)	10
	<i>Liatris pycnostachya</i> (Prairie Blazing Star)	10
	<i>Ratibida pinnata</i> (Yellow Coneflower)	5
	<i>Rudbeckia hirta</i> (Black-Eyed Susan)	10
	<i>Silphium laciniatum</i> (Compass Plant)	10
	<i>Silphium terebinthinaceum</i> (Prairie Dock)	20
	<i>Oligoneuron rigidum</i> (Rigid Goldenrod)	10
5B Wetland Forb 2/ 5/ 6/	Forb Mixture (see below)	2 (2)
	<u>Species:</u>	<u>% By Weight</u>
	<i>Acorus calamus</i> (Sweet Flag)	3
	<i>Angelica atropurpurea</i> (Angelica)	6
	<i>Asclepias incarnata</i> (Swamp Milkweed)	2
	<i>Aster puniceus</i> (Purple Stemmed Aster)	10
	<i>Bidens cernua</i> (Beggarticks)	7
	<i>Eutrochium maculatum</i> (Spotted Joe Pye Weed)	7
	<i>Eupatorium perfoliatum</i> (Boneset)	7
	<i>Helenium autumnale</i> (Autumn Sneezeweed)	2
	<i>Iris virginica shrevei</i> (Blue Flag Iris)	2
	<i>Lobelia cardinalis</i> (Cardinal Flower)	5
	<i>Lobelia siphilitica</i> (Great Blue Lobelia)	5
	<i>Lythrum alatum</i> (Winged Loosestrife)	2
	<i>Physostegia virginiana</i> (False Dragonhead)	5
	<i>Persicaria pensylvanica</i> (Pennsylvania Smartweed)	10
	<i>Persicaria lapathifolia</i> (Curlytop Knotweed)	10
	<i>Pycnanthemum virginianum</i> (Mountain Mint)	5
	<i>Rudbeckia laciniata</i> (Cut-leaf Coneflower)	5
	<i>Oligoneuron riddellii</i> (Riddell Goldenrod)	2
	<i>Sparganium eurycarpum</i> (Giant Burreed)	5
6 Conservation Mixture 2/ 6/	<i>Schizachyrium scoparium</i> (Little Blue Stem) 5/ <i>Elymus canadensis</i> (Canada Wild Rye) 5/ Buffalo Grass 5/ 7/ Vernal Alfalfa 4/ Oats, Spring	5 (5) 2 (2) 5 (5) 15 (15) 48 (55)
6A Salt Tolerant Conservation Mixture 2/ 6/	<i>Schizachyrium scoparium</i> (Little Blue Stem) 5/ <i>Elymus canadensis</i> (Canada Wild Rye) 5/ Buffalo Grass 5/ 7/ Vernal Alfalfa 4/ Oats, Spring <i>Puccinellia distans</i> (Fults Saltgrass or Salty Alkaligrass)	5 (5) 2 (2) 5 (5) 15 (15) 48 (55) 20 (20)
7 Temporary Turf Cover Mixture	Perennial Ryegrass Oats, Spring	50 (55) 64 (70)

Notes:

- 1/ Seeding shall be performed when the ambient temperature has been between 45 °F (7 °C) and 80 °F (27 °C) for a minimum of seven (7) consecutive days and is forecasted to be the same for the next five (5) days according to the National Weather Service.
- 2/ Seeding shall be performed in late fall through spring beginning when the ambient temperature has been below 45 °F (7 °C) for a minimum of seven (7) consecutive days and ending when the ambient temperature exceeds 80 °F (27 °C) according to the National Weather Service.
- 3/ Specific variety as shown in the plans or approved by the Engineer.
- 4/ Inoculation required.
- 5/ Pure Live Seed (PLS) shall be used.
- 6/ Fertilizer shall not be used.
- 7/ Seed shall be primed with KNO₃ to break dormancy and dyed to indicate such.

Seeding will be inspected after a period of establishment. The period of establishment shall be six (6) months minimum, but not to exceed nine (9) months. After the period of establishment, areas not exhibiting 75 percent uniform growth shall be interseeded or reseeded, as determined by the Engineer, at no additional cost to the Department.”

SIGN PANELS AND APPURTENANCES (BDE)

Effective: January 1, 2025

Revised: January 1, 2026

Add Article 720.02(c) of the Standard Specifications to read:

“(c) Aluminum Epoxy Mastic1008.03”

Revise the second and third paragraphs of Article 720.02 of the Standard Specifications to read:

“The sign mounting support channel shall be manufactured from steel or aluminum and shall be according to Standard 720001.

Steel support channels shall be according to ASTM A 1011 (A 1011M), ASTM A 635 (A 635M), ASTM A 568 (A 568M), or ASTM A 684 (A 684M), and shall be galvanized. Galvanizing shall be according to ASTM A 653 (A 653M) when galvanized before fabrication, and AASHTO M 111 (M 111M) when galvanized after fabrication. Field or post fabricated drilled holes shall be spot painted with one coat of aluminum epoxy mastic paint prior to installation.”

Revise the fifth paragraph of Article 720.02 of the Standard Specifications to read:

“The stainless steel banding for mounting signs or sign support channels to light or signal standards shall be according to ASTM A 240 (A 240M) Type 302 stainless steel.”

Revise the first sentence of the tenth paragraph of Article 720.03 of the Standard Specifications to read:

“The backs of all sign panels shall be marked in a manner designed to last as long as the sign face material, in letters and numerals at least 3/8 in. (9.5 mm) but no more than 3/4 in. (19 mm) in height with the month and year of manufacture, the name of the sign manufacturer, the name of the sign sheeting manufacturer, the method of manufacture (“screened”, “EC film”, “direct applied”, or “digital print”), and the initials IDOT.”

Revise the first sentence of the fourth paragraph of Article 1091.03(a)(10) of the Standard Specifications to read:

“Transparent colors screened, or transparent acrylic electronic cutting films, or digital printing on white sheeting, shall meet the minimum initial coefficient of retroreflection values of the 0.2 degree observation angle, -4.0 degree entrance angle values as listed in the previous tables for the color being applied.”

Add the following after the fourth paragraph of Article 1091.03(a)(10) of the Standard Specifications:

“Digitally printed signs shall be produced using digital print technologies and ink systems, products and processes that comply with the sheeting manufacturer’s recommendation. The digitally printed signs shall be fabricated with a full sign protective overlay film designed to provide a smooth surface needed for retroreflectivity, and to protect the sign from fading and UV degradation. The overlaminates shall comply with the sheeting manufacturer’s recommendations to ensure proper adhesion and transparency.”

Add the following after the third paragraph of Article 1106.01 of the Standard Specifications:

“Digitally printed signs may omit protective overlay film.”

SUBCONTRACTOR AND DBE PAYMENT REPORTING (BDE)

Effective: April 2, 2018

Add the following to Section 109 of the Standard Specifications.

“109.14 Subcontractor and Disadvantaged Business Enterprise Payment Reporting.
The Contractor shall report all payments made to the following parties:

- (a) first tier subcontractors;
- (b) lower tier subcontractors affecting disadvantaged business enterprise (DBE) goal credit;
- (c) material suppliers or trucking firms that are part of the Contractor’s submitted DBE utilization plan.

The report shall be made through the Department’s on-line subcontractor payment reporting system within 21 days of making the payment.”

SUBCONTRACTOR MOBILIZATION PAYMENTS (BDE)

Effective: November 2, 2017
 Revised: April 1, 2019

Replace the second paragraph of Article 109.12 of the Standard Specifications with the following:

“This mobilization payment shall be made at least seven days prior to the subcontractor starting work. The amount paid shall be at the following percentage of the amount of the subcontract reported on form BC 260A submitted for the approval of the subcontractor’s work.

Value of Subcontract Reported on Form BC 260A	Mobilization Percentage
Less than \$10,000	25%
\$10,000 to less than \$20,000	20%
\$20,000 to less than \$40,000	18%
\$40,000 to less than \$60,000	16%
\$60,000 to less than \$80,000	14%
\$80,000 to less than \$100,000	12%
\$100,000 to less than \$250,000	10%
\$250,000 to less than \$500,000	9%
\$500,000 to \$750,000	8%
Over \$750,000	7%”

SUBMISSION OF BIDDERS LIST INFORMATION (BDE)

Effective: January 2, 2025

Revised: March 2, 2025

In accordance with 49 CFR 26.11(c) all DBE and non-DBEs who bid as prime contractors and subcontractors shall provide bidders list information, including all DBE and non-DBE firms from whom the bidder has received a quote or bid to work as a subcontractor, whether or not the bidder has relied upon that bid in placing its bid as the prime contractor.

The bidders list information shall be submitted with the bid using the link provided within the “Integrated Contractor Exchange (iCX)” application of the Department’s “EBids System”.

SUBMISSION OF PAYROLL RECORDS – STATE CONTRACT (BDE)

Effective: April 1, 2021

Revised: April 1, 2026

Revise Item 3 of Section IV of Check Sheet #5 of the Recurring Special Provisions to read:

- “3. Submission of Payroll Records. The Contractor and each subcontractor shall, no later than the 15th day of each calendar month, file a certified payroll for the immediately preceding month to the Illinois Department of Labor (IDOL) through the Certified Transcript of Payroll Portal in compliance with the State Prevailing Wage Act (820 ILCS 130). The portal can be found on the IDOL website at <https://labor.illinois.gov>. Payrolls shall be submitted in the format prescribed by the IDOL.

In addition to filing certified payroll(s) with the IDOL, the Contractor and each subcontractor shall certify and submit payroll records to the Department each week from the start to the completion of their respective work, except that full social security numbers shall not be included on weekly submittals. Instead, the payrolls shall include an identification number for each employee (e.g., the last four digits of the employee’s social security number). In addition, starting and ending times of work each day may be omitted from the payroll records submitted. The submittals shall be made using LCPtracker Pro software. The software is web-based and can be accessed at <https://lcptracker.com/>. When there has been no activity during a work week, a payroll record shall still be submitted with the appropriate option (“No Work”, “Suspended”, or “Complete”) selected.”

SURVEYING SERVICES (BDE)

Effective: April 1, 2025

Delete the fourth paragraph of Article 667.04 of the Standard Specifications.

Delete Section 668 of the Standard Specifications.

VEHICLE AND EQUIPMENT WARNING LIGHTS (BDE)

Effective: November 1, 2021

Revised: November 1, 2022

Add the following paragraph after the first paragraph of Article 701.08 of the Standard Specifications:

“The Contractor shall equip all vehicles and equipment with high-intensity oscillating, rotating, or flashing, amber or amber-and-white, warning lights which are visible from all directions. In accordance with 625 ILCS 5/12-215, the lights may only be in operation while the vehicle or equipment is engaged in construction operations.”

WORK ZONE TRAFFIC CONTROL DEVICES (BDE)

Effective: March 2, 2020

Revised: January 1, 2026

Add the following to Article 701.03 of the Standard Specifications:

“(q) Temporary Sign Supports1106.02”

Revise Article 701.03(p) of the Standard Specifications to read:

“(p) Detectable Pedestrian Channelizing Barricades 1106.02(m)”

Revise the third paragraph of Article 701.14 of the Standard Specifications to read:

“For temporary sign supports, the Contractor shall provide a FHWA eligibility letter for each device used on the contract. The letter shall provide information for the set-up and use of the device as well as a detailed drawing of the device. The signs shall be supported within 20 degrees of vertical. Weights used to stabilize signs shall be attached to the sign support per the manufacturer’s specifications.”

Revise the first paragraph of Article 701.15 of the Standard Specifications to read:

“ **701.15 Traffic Control Devices.** For devices that must meet crashworthiness standards, the Contractor shall provide a manufacturer’s self-certification or a FHWA eligibility letter for each Category 1 device and a FHWA eligibility letter for each Category 2 and Category 3 device used on the contract. The self-certification or letter shall provide information for the set-up and use of the device as well as a detailed drawing of the device.”

Revise the first six paragraphs of Article 1106.02 of the Standard Specifications to read:

“ **1106.02 Devices.** Work zone traffic control devices and combinations of devices shall meet crashworthiness standards for their respective categories. The categories are as follows.

Category 1 includes small, lightweight, channelizing and delineating devices that have been in common use for many years and are known to be crashworthy by crash testing of similar devices or years of demonstrable safe performance. These include cones, tubular markers, plastic drums, and delineators, with no attachments (e.g. lights). Category 1 devices shall be MASH compliant.

Category 2 includes devices that are not expected to produce significant vehicular velocity change but may otherwise be hazardous. These include vertical panels with lights, barricades, temporary sign supports, and Category 1 devices with attachments (e.g. drums with lights). Category 2 devices shall be MASH compliant.

Category 3 includes devices that are expected to cause significant velocity changes or other potentially harmful reactions to impacting vehicles. These include crash cushions (impact attenuators), truck mounted attenuators, and other devices not meeting the definitions of Category 1 or 2. Category 3 devices manufactured after December 31, 2019 shall be MASH compliant. Category 3 devices manufactured on or before December 31, 2019, and compliant with NCHRP 350, may be used on contracts let before December 31, 2029. Category 3 devices shall be crash tested for Test Level 3 or the test level specified.

Category 4 includes portable or trailer-mounted devices such as sign supports, speed feedback displays, arrow boards, changeable message signs, temporary traffic signals, and area lighting supports. It is preferable for Category 4 devices manufactured after December 31, 2019 to be MASH-16 compliant; however, there are currently no crash tested devices in this category, so it remains exempt from the NCHRP 350 or MASH compliance requirement.

For each type of device, when no more than one MASH compliant is available, an NCHRP 350 compliant device may be used, even if manufactured after December 31, 2019.”

Revise the first paragraph of Section 1106.02(a) of the Standard Specifications to read:

“(a) Lights. Lights shall meet the requirements of Chapter 13 of the “Equipment and Materials Standards of the Institute of Transportation Engineers,” 1998, Institute of Transportation Engineers, and shall be visible on a clear night from a distance of 3000 ft (900 m). Lights are classified as follows.”

Revise Articles 1106.02(g), 1106.02(k), 1106.02(l), and 1106.02(m) of the Standard Specifications to read:

“(g) Truck Mounted/Trailer Mounted Attenuators. The attenuator shall be approved for use at Test Level 3. Test Level 2 may be used for normal posted speeds less than or equal to 45 mph.

(k) Temporary Water Filled Barrier. The water filled barrier shall be a lightweight plastic shell designed to accept water ballast and be on the Department’s qualified product list.

Shop drawings shall be furnished by the manufacturer and shall indicate the deflection of the barrier as determined by acceptance testing; the configuration of the barrier in that test; and the vehicle weight, velocity, and angle of impact of the deflection test. The Engineer shall be provided one copy of the shop drawings.

(l) Movable Traffic Barrier. The movable traffic barrier shall be on the Department’s qualified product list.

Shop drawings shall be furnished by the manufacturer and shall indicate the deflection of the barrier as determined by acceptance testing; the configuration of the barrier in that test; and the vehicle weight, velocity, and angle of impact of the deflection test. The Engineer shall be provided one copy of the shop drawings. The barrier shall be capable of being moved on and off the roadway on a daily basis.

(m) Detectable Pedestrian Channelizing Barricades. The top panel or handrail shall be continuous and there should be at least a 2 in. (50 mm) gap between the hand trailing edge and its support. When visible to vehicular traffic, the top rail shall have alternating white and orange retroreflective stripes sloping at 45 degrees. The bottom panel shall be continuous and have alternating white and orange retroreflective stripes sloping at 45 degrees. Barricade stripes shall be 6 in. (150 mm) in width. The predominant color for other barricade components shall be white, orange, or silver.”

WORKING DAYS (BDE)

Effective: January 1, 2002

The Contractor shall complete the work within **15** working days.

ASBESTOS ABATEMENT SURVEY



Illinois Department of Transportation

Asbestos Abatement Survey

Work Order No.: 39

Job Order No.: R-94-001-19

Route: FAP 669

Parcel No.: 4ABL011

600 South Main Street

East Peoria, Tazewell County, IL 61611

April 23, 2025

Asbestos Abatement Survey

Asbestos Abatement Survey

Work Order No.: 39
Job Order No.: R-94-001-19
Route: FAP 669
Parcel No.: 4ABL011
600 South Main Street
East Peoria, Tazewell County, IL 61611

April 23, 2025

Prepared By:
Arcadis U.S., Inc.
225 West Wacker Drive
Suite 2015
Chicago, Illinois 60606
Phone: 312 917 1000

Prepared For:
Illinois Department of Transportation
2300 South Dirksen Parkway
Springfield, IL 62764

Our Ref:
30272888



Paul Hoffman
Industrial Hygiene Specialist



Katherine Challberg
Senior Environmental Engineer / QA/QC



Brendan J. Quealy
Principal Environmental Engineer/Certified Project Manager

This document is intended only for the use of the individual or entity for which it was prepared and may contain information that is privileged, confidential and exempt from disclosure under applicable law. Any dissemination, distribution or copying of this document is strictly prohibited.

www.arcadis.com

Asbestos Abatement Survey

Contents

Acronyms and Abbreviations	ii
1 Introduction	1
2 Survey Methodology	1
3 Analytical Methods	2
4 Findings	2
5 Recommendations	2
6 Cost Estimate	3
7 Additional Survey Limitations	4

Tables

Table 1 Asbestos Homogeneous Areas Summary

Figures

Figures 1-3 Asbestos Bulk Sampling Locations

Appendices

- Appendix A Limitations and Service Constraints**
- Appendix B Accreditations - Inspector, Laboratory**
- Appendix C Laboratory Reports – Asbestos**
- Appendix D Photograph Log**

Asbestos Abatement Survey

Acronyms and Abbreviations

ACM	asbestos-containing material
AHERA	Asbestos Hazard Emergency Response Act
Arcadis	Arcadis U.S., Inc.
ASTM	ASTM International
CFR	Code of Federal Regulations
COC	chain of custody
DS	dispersion staining
HA	homogeneous area
IAC	Illinois Administrative Code
IDPH	Illinois Department of Public Health
IDOT	Illinois Department of Transportation
IEPA	Illinois Environmental Protection Agency
NESHAP	National Emissions Standards for Hazardous Air Pollutant
NIOSH	National Institute for Occupational Safety and Health
NVLAP	National Voluntary Laboratory Accreditation Program
OSHA	Occupational Safety and Health Administration
PLM	polarized light microscopy
PPE	personal protective equipment
QA/QC	quality control/quality assurance
STAT	STAT Analysis Corporation of Chicago, Illinois
USEPA	United States Environmental Protection Agency

Asbestos Abatement Survey

1 Introduction

Arcadis U.S., Inc. (Arcadis) conducted an asbestos abatement survey (survey) at Parcel No. 4ABL011 located at 600 South Main Street, East Peoria, Tazewell County, Illinois (Site) in accordance with Work Order No. 39 under the Prime Agreement for Consulting Services for PTB No. 202-043 between Illinois Department of Transportation (IDOT) and Arcadis. Arcadis' services and report are subject to the Limitations and Service Constraints provided in **Appendix A**.

The Site is improved with a commercial garage/shop building with a partial upper level, constructed in 1945, and covering approximately 2,880 square feet (SF).

The objective of the survey was to ascertain the general presence, quantity, and location of asbestos-containing materials (ACMs) at the site that may be impacted by the planned demolition and provide preliminary cost estimates for asbestos abatement that may be required prior to demolition activities.

The survey activities were conducted on March 11, 2025, by Paul Hoffman of Arcadis U.S., Inc. and Patrick Hook of A3 Environmental LLC. (A3E), an Arcadis sub-consultant. Copies of their accreditations are provided in **Appendix B**.

2 Survey Methodology

Arcadis conducted the asbestos survey in compliance with the United States Environmental Protection Agency (USEPA) National Emissions Standards for Hazardous Air Pollutants (NESHAPs), applicable State of Illinois and local asbestos regulations. This was accomplished by conducting a visual inspection of the structures to be impacted by the planned demolition and collecting samples of suspect ACM based on these observations.

Arcadis conducted the asbestos survey in general accordance with ASTM International (ASTM) E2356 Standard Practice for Comprehensive Building Asbestos Surveys. ASTM E2356 meets the applicable asbestos survey and/or sampling requirements of current USEPA NESHAP Standard [40 Code of Federal Regulations (CFR) 61, Subpart M (Asbestos)], USEPA Asbestos Hazard Emergency Response Act (AHERA) [40 CFR 763, Subpart E], and Occupational Safety and Health Administration (OSHA) Asbestos Construction Standard [29 CFR 1926.1101].

The survey included an inspection of the structures to be impacted by the planned demolition providing a general sense of the overall location, type, quantity, and condition of suspect ACMs present. The asbestos survey included a visual and physical assessment of each accessible space to locate suspect ACMs. Suspect materials were divided into "Homogeneous Areas" (HAs) (i.e., materials that were determined by the inspector to be homogeneous based on their color, texture, and assumed date of installation).

A representative number of samples were collected from each HA. Bulk material samples were collected in 4-milliliter plastic bags and tightly sealed for transport to STAT Analysis Corporation (STAT) in Chicago, Illinois. Each sample collected by Arcadis was assigned its own unique coded number and sent for laboratory analysis under a chain-of-custody (COC) protocol.

The survey included destructive, intrusive, and/or exploratory testing unless specifically prohibited by IDOT. Destructive sampling is performed in order to identify materials which are hidden or obstructed. Hidden or obstructed areas include but are not limited to wall cavities, pipe chases, spaces above fixed ceilings, materials located under carpeting or subfloors, and ceramic tile grout/adhesive.

Asbestos Abatement Survey

3 Analytical Methods

Asbestos bulk samples were analyzed for asbestos (reported in percent of type of asbestos) using polarized light microscopy with dispersion staining (PLM/DS) in accordance with the USEPA Method 600/R-93/116. Percentage estimates of each material's composition are based on the analyst's best visual judgment following PLM/DS analysis, and examination with a stereoscope.

STAT is accredited under the National Voluntary Laboratory Accreditation Program (NVLAP). A copy of their accreditation is provided in **Appendix B**. Laboratory analytical reports are provided in **Appendix C**.

4 Findings

Arcadis identified 12 HAs from which 36 samples were collected and analyzed. A listing of the identified HAs, including each HA material description, location, sample number, condition, asbestos content, and estimated quantity, are presented in Table 1. Approximate sampling locations are shown on Figures 1-3.

The USEPA defines ACM as a material containing greater than 1% asbestos. Materials containing less than 1% asbestos are not regulated by the USEPA or the State of Illinois, but their disturbance is regulated by OSHA.

The bulk samples collected by Arcadis as part of the survey were reported by the laboratory to be ND = Asbestos Not Detected (Not Present).

No HAs were identified as assumed ACM.

Representative photographs are provided in **Appendix D**.

5 Recommendations

ACMs identified at the site that may be disturbed during demolition activities, must be removed by a licensed asbestos abatement contractor utilizing industry standard work procedures in accordance with all federal, state, and local regulations governing asbestos.

If other suspect materials not referenced in this survey report are identified during demolition activities, we recommend these materials be assumed ACM until the materials are inspected by a licensed asbestos inspector, sampled, and submitted for laboratory analysis.

Asbestos Abatement Survey

6 Cost Estimate

Arcadis prepared this rough order of magnitude (ROM) opinion of cost to support planned asbestos abatement activities at the Site prior to building demolition.

ROUGH ORDER OF MAGNITUDE OPINION OF ASBESTOS ABATEMENT COSTS		
ASBESTOS ABATEMENT COSTS		
Item	Estimated Cost	Estimated Duration (Days)
Removal/disposal of identified ACM	N/A	N/A
Removal/disposal of assumed ACM	N/A	N/A
Sub-Total Estimated Abatement Costs	N/A	N/A
Contingency (15%)	N/A	N/A
Total Estimated Abatement Costs	N/A	N/A
ASBESTOS OVERSIGHT COSTS		
Item	Estimated Cost	Estimated Duration (Days)
Project Management/Coordination/Reporting	N/A	N/A
ACM Abatement Oversight (including equipment and analysis)	N/A	N/A
Sub-Total Estimated Oversight Costs	N/A	N/A
Contingency (15%)	N/A	N/A
Total Estimated Oversight Costs	N/A	N/A
TOTAL ESTIMATED PROJECT COST (WITH 15% CONTINGENCY)	N/A	N/A

The above ROM opinion of cost is based on the following assumptions:

- Cost estimate is based on the information identified in Arcadis' survey report.
- Cost estimate includes permits, labor, equipment, waste transport and disposal.
- Cost estimate assumes work will be awarded in its entirety to one contractor and completed during a single mobilization.
- Cost estimate includes consulting fees such as project management, project oversight, air sampling, etc.
- Actual bids and schedule durations may vary.
- Oversight costs are dependent upon the project duration which may vary depending on the contractor's schedule and is outside of Arcadis' control.

Asbestos Abatement Survey

7 Additional Survey Limitations

Arcadis' survey is subject to the following survey limitations.

- The investigation did not include access or inspection of confined spaces, underground piping, conduits, and building footings, if any.
- If other suspect materials, not referenced in this survey report, are identified during renovation or demolition activities, Arcadis recommends that these materials be considered regulated until they are inspected by an appropriately certified inspector and proven otherwise.
- Utilities/services, including electric, water, and heat, were active in most areas surveyed. Materials associated with electrical components and energized equipment were not safely accessible and were not sampled.

Table



Table 1. Asbestos Homogeneous Areas Summary
 IDOT - Asbestos Abatement Survey
 190 # 29
 600 South Main Street, East Peoria, Illinois

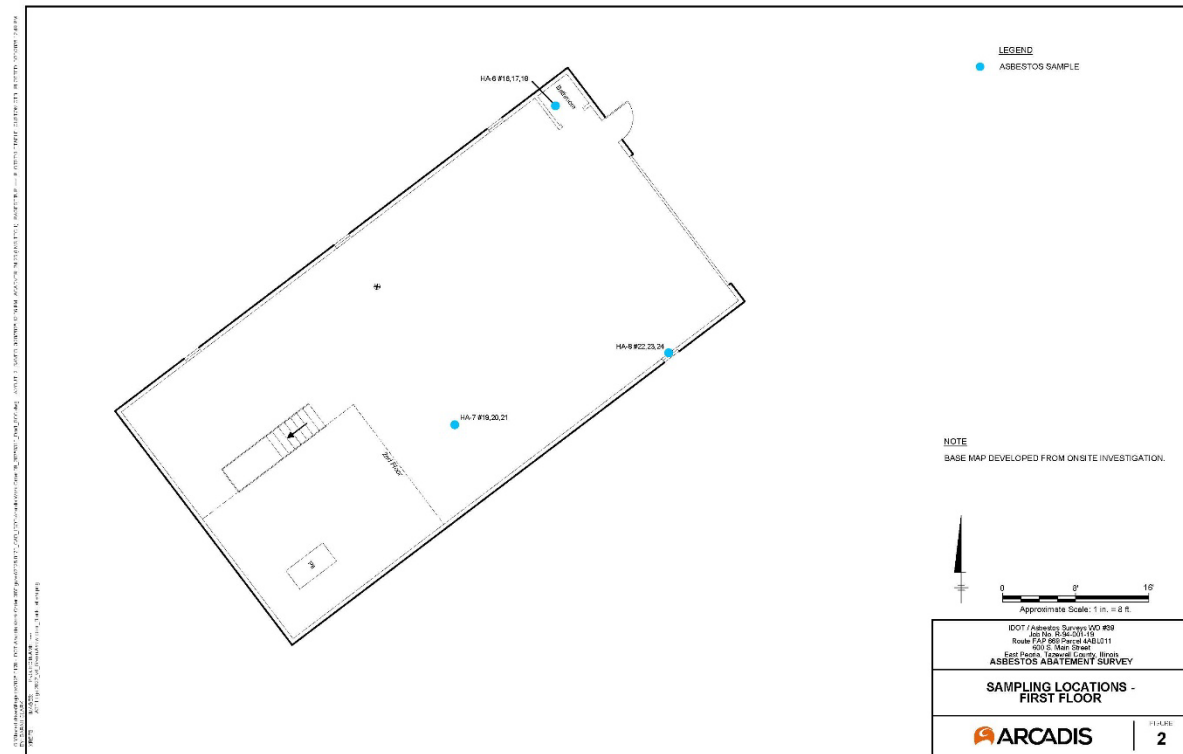
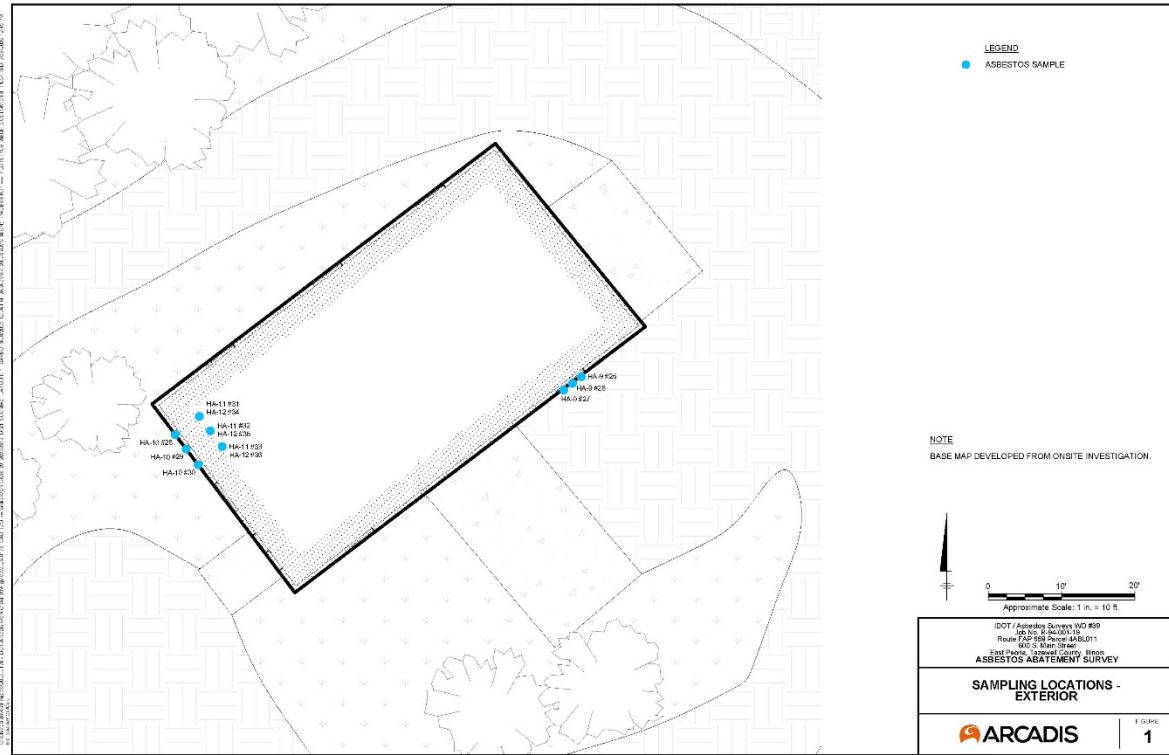
HA No.	Material Description	Material Location	Sample Number	Condition	Friability	Asbestos Content	Estimated Quantity	Unit	Notes
1	Brown Laminar Flooring	1st Floor Office, Front Entrance	1, 2, 3	Good	Non-Friable	NAD	320	SF	
2	Gray 12" x 12" Vinyl Floor Tile	1st Floor Office, Front Entrance	4, 5, 6	Good	Non-Friable	NAD	320	SF	Beneath HA-1
2M	Yellow Plastic associated with Gray 12" x 12" Floor Tile	1st Floor Office, Front Entrance	4M, 5M, 6M	Good	Non-Friable	NAD	320	SF	
3	White/Tan Gypsum Wallboard	1st Floor Office, Front Entrance	7, 8, 9	Good	Friable	NAD	320	SF	
4	White Joint Compound	1st Floor Office, Front Entrance	10, 11, 12	Good	Friable	NAD	320	SF	
5	White/Tan 2" x 4" Ceiling Tile	1st Floor Office, Front Entrance	13, 14, 15	Good	Friable	NAD	320	SF	
6	Black 12" x 12" Ceramic Tile	Garage Bathroom	16, 17, 18	Good	Non-Friable	NAD	6	SF	
6G	Thinset associated with Black 12" x 12" Ceramic Floor Tile	Garage Bathroom	16G, 17G, 18G	Good	Non-Friable	NAD	6	SF	
7	Gray Concrete	Garage/Basement	19, 20, 21	Good	Non-Friable	NAD	1,900	SF	
8	White Interior Window Casck	Garage/Basement	22, 23, 24	Good	Non-Friable	NAD	10	LF	
9	White Exterior Window Casck	Front Garage Window	25, 26, 27	Good	Non-Friable	NAD	20	LF	
10	Black Roof Casing Tile Sealant	Roof	28, 29, 30	Good	Non-Friable	NAD	1,900	SF	
11	Black Built Up Tar/Tar Paper Roof	Roof	31, 32, 33	Good	Non-Friable	NAD	1,900	SF	
12	Black Tar on Flashing	Basement	34, 35, 36	Good	Non-Friable	NAD	100	SF	

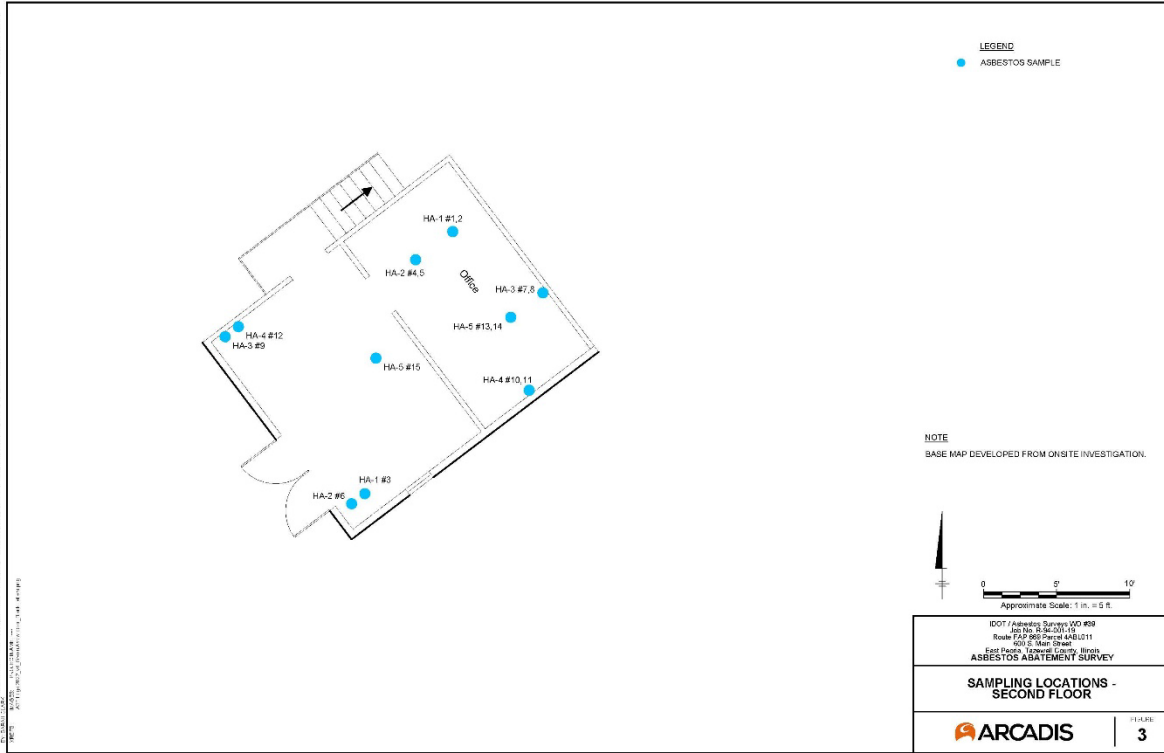
Notes:
 ACM = Asbestos Containing Material
 Assumed ACM = A material determined by the inspector to be suspect ACM and is considered asbestos-containing until laboratory analysis can prove otherwise.
 NAD = No Asbestos Detected
 EA = Each
 LF = Linear Foot
 SF = Square Foot

Table 1. Asbestos Homogeneous Areas Summary

Figures

FAP Route 669 (US 24/IL 29)
 Section 11DM-2
 Tazewell County
 Contract No. 68L05





Appendix A

Limitations and Service Constraints

Limitations and Service Constraints

The opinions, conclusions and recommendations presented in this report are limited to the information obtained during the performance of the specific scope of service identified in the report. To the extent that Arcadis relied upon any information prepared by other parties not under direct contract to Arcadis, no representation as to the accuracy or completeness of such information is made. This report is an instrument of professional service and the services described in the report were performed in accordance with generally accepted standards and level of skill and care ordinarily exercised by members of the profession working under similar conditions including comparable budgetary and schedule constraints. No warranty, guarantee or certification express or implied, is intended or given with respect to Arcadis' services, opinions, conclusions, or recommendations. This statement is in lieu of any other statement either expressed or implied.

Arcadis' observations, the results of testing and Arcadis' opinions, conclusions and recommendations apply solely to conditions existing at the specific times when and specific locations where Arcadis' investigative work was performed. Arcadis affirms that data gathered and presented by Arcadis in this report was collected in an appropriate manner in accordance with generally accepted methods and practices. Arcadis cannot be responsible for decisions made by our client solely on the basis of economic factors. Observation and testing activities such as those conducted by Arcadis are inherently limited and do not represent a conclusive or complete characterization. Arcadis analyzed only the substances, conditions and locations described in the report at the time indicated. Conditions in other parts of the project site, building or area may vary from conditions at the specific locations where observations were made and where testing was performed by Arcadis. Additionally, other building material hazards which were not identified by Arcadis, may also be present in inaccessible areas, including within walls and cavities, above ceilings, and below floors. Therefore, the extent of Arcadis' opinions, conclusions and recommendations are limited and 100% confidence in these opinions, conclusions and recommendations cannot reasonably be achieved. Nothing contained in this report shall relieve any other party of its responsibility to abide by contract documents and applicable laws, codes, regulations, or standards nor shall it be considered medical advice or consultation.

This report is expressly for the sole and exclusive use of the party for whom this report was originally prepared and for the particular purpose outlined in the report. Only the party for whom this report was originally prepared and/or other specifically named parties have the right to make use of and rely upon this report. Reuse of this report or any portion thereof for other than its intended purpose, or if modified, or if used by third parties, shall be at the user's sole risk. This report must be presented in its entirety.

Appendix B

Accreditations

Inspector

Laboratory



525-535 West Jefferson Street • Springfield, Illinois 62761-0001 • www.dph.illinois.gov

PATRICK W HOOK
 2025 WOODLANE DR
 LINDENHURST, IL 60046

3/11/2024

ASBESTOS PROFESSIONAL LICENSE ID NUMBER: 10967

Enclosed is your Asbestos Professional License. Please note the expiration date on the card and in the image depicted below.

COPY OF THE ASBESTOS PROFESSIONAL LICENSE

Front of License

Back of License

			ASBESTOS PROFESSIONAL LICENSE		ENDORSEMENTS	TC EXPIRES
ID NUMBER 100 - 10967	ISSUED 3/11/2024	EXPIRES 05/15/2025	INSPECTOR		1/12/2025	
PATRICK W HOOK 2025 WOODLANE DR LINDENHURST, IL 60046 Environmental Health					PROJECT MANAGER 1/13/2025	
<p>Alteration of this license shall result in legal action This license issued under authority of the State of Illinois Department of Public Health This license is valid only when accompanied by a valid training course certificate.</p>						

If you have any questions or need further assistance, contact the Asbestos Program at (217)782-3517 or fax (217)785-5897.

Our WEB address is: dph.illinois.gov/topics-services/environmental-health-protection/asbestos
 EMAIL Address: dph.asbestos@illinois.gov

PROTECTING HEALTH, IMPROVING LIVES
Nationally Accredited by PHAB



This is to certify that

Paul J. Hoffman

11 Precourt Lane, Norton, MA 02766

MA DLS Asbestos Inspector License# AI061473



*has completed requisite training by Video Conference, and has passed an examination for
reaccreditation as:*

Asbestos Inspector Refresher

pursuant to Title II of the Toxic Substance Control Act, 15 U.S.C. 2646

Course Location

Zoom Video Conference

Institute for Environmental Education 16 Upton Drive Wilmington, MA 01887

June 21, 2024

Course Dates

24-5332-106-213698

Certificate Number

June 21, 2024

Examination Date

June 21, 2025

Expiration Date

Training Director

16 Upton Drive, Wilmington, MA 01887

Telephone 978.658.5272

www.ieetrains.com

INSTITUTE FOR ENVIRONMENTAL EDUCATION

United States Department of Commerce
National Institute of Standards and Technology



Certificate of Accreditation to ISO/IEC 17025:2017

NVLAP LAB CODE: 101202-0

STAT Analysis Corporation
Chicago, IL

*is accredited by the National Voluntary Laboratory Accreditation Program for specific services,
listed on the Scope of Accreditation, for:*

Asbestos Fiber Analysis

*This laboratory is accredited in accordance with the recognized International Standard ISO/IEC 17025:2017.
This accreditation demonstrates technical competence for a defined scope and the operation of a laboratory quality
management system (refer to joint ISO-ILAC-IAF Communique on ISO/IEC 17025).*

2024-07-01 through 2025-06-30
Effective Dates



Dana S. Laman
For the National Voluntary Laboratory Accreditation Program

**National Voluntary
Laboratory Accreditation Program**



SCOPE OF ACCREDITATION TO ISO/IEC 17025:2017

STAT Analysis Corporation

Sterling Labs
2242 W. Harrison St. Suite 200
Chicago, IL 60612
Carolyn Mazzuca
Phone: 312-733-0551
Email: cmazzuca@statanalysis.com

ASBESTOS FIBER ANALYSIS

NVLAP LAB CODE 101202-0

Bulk Asbestos Analysis

<u>Code</u>	<u>Description</u>
18/A01	EPA – 40 CFR Appendix E to Subpart E of Part 763, Interim Method of the Determination of Asbestos in Bulk Insulation Samples
18/A03	EPA 600/R-93/116: Method for the Determination of Asbestos in Bulk Building Materials

Airborne Asbestos Analysis

<u>Code</u>	<u>Description</u>
18/A02	U.S. EPA's "Interim Transmission Electron Microscopy Analytical Methods-Mandatory and Nonmandatory-and Mandatory Section to Determine Completion of Response Actions" as found in 40 CFR, Part 763, Subpart E, Appendix A.

A handwritten signature in blue ink that reads 'Dana S. Laman'.

For the National Voluntary Laboratory Accreditation Program

Appendix C

Laboratory Reports

STAT Analysis Corporation
 2242 West Harrison St., Suite 200, Chicago, IL 60612-3766
 Tel: (312) 733-0551 Fax: (312) 733-2386 STATinfo@STATAnalysis.com



NVLAP Lab Code 101202-0

ASBESTOS ANALYSIS BY POLARIZED LIGHT MICROSCOPY

Method: EPA/600/R-93/116

Arcadis US Inc.
 225 W. Wacker Drive, Suite 2015
 Chicago, IL 60606
 Phone: (312) 575-3718

Reference: 30272888 IDOT Date Received: 03/13/2025
 Location: 600 S Main St., Peoria, IL Date Analyzed: 03/20/2025
 Batch No.: 374118 Date Reported: 03/20/2025
 Customer No.: 2530 Turn Around Time: 5 Days

Laboratory Sample	Customer Sample Number	Asbestos Components (%)	Non-Asbestos Components (%)
374118001	1	ND	Cellulose 1-5% Binder 95-99%
374118002	2	ND	Cellulose 1-5% Binder 95-99%
374118003	3	ND	Cellulose 1-5% Binder 95-99%
374118004	4	ND	Cellulose 1-5% Binder 95-99%
374118005	5	ND	Cellulose 1-5% Binder 95-99%
374118006	6	ND	Cellulose 1-5% Binder 95-99%
374118007	4M	ND	Cellulose 1-5% Binder 95-99%
374118008	5M	ND	Cellulose 1-5% Binder 95-99%
374118009	6M	ND	Cellulose 1-5% Binder 95-99%
374118010	7	ND	Cellulose 10-15% Binder 85-90%

ND = Asbestos Not Detected (Not Present) NA = Not Analyzed NS = Not Submitted
 Components of inhomogeneous samples are analyzed per our Standard Operating Procedure, or per customer request.

The use of the NVLAP logo does not imply endorsement by NVLAP or any agency of the US Government.
 The information contained in this report and any attachments is confidential information intended only for the use of the individual or entities named above. The results of this report relate only to the samples tested. If you have received this report in error, please notify us immediately by phone. This report shall not be reproduced, except in its entirety, unless written approval has been obtained from the laboratory. This report remains property of STAT Analysis until payment is received in full (see invoice).

Analyzed by Name : 
 Daniel Mikos / Microscopist

STAT Analysis Corporation
 2242 West Harrison St., Suite 200, Chicago, IL 60612-3766
 Tel: (312) 733-0551 Fax: (312) 733-2386 STATinfo@STATAnalysis.com



NVLAP Lab Code 101202-0

ASBESTOS ANALYSIS BY POLARIZED LIGHT MICROSCOPY

Method: EPA/600/R-93/116

Arcadis US Inc.
 225 W. Wacker Drive, Suite 2015
 Chicago, IL 60606
 Phone: (312) 575-3718

Reference: 30272888 IDOT Date Received: 03/13/2025
 Location: 600 S Main St., Peoria, IL Date Analyzed: 03/20/2025
 Batch No.: 374118 Date Reported: 03/20/2025
 Customer No.: 2530 Turn Around Time: 5 Days

Laboratory Sample	Customer Sample Number	Asbestos Components (%)	Non-Asbestos Components (%)
374118011	8	ND	Cellulose 10-15% Binder 85-90%
374118012	9	ND	Cellulose 10-15% Binder 85-90%
374118013	10	ND	Cellulose 1-5% Binder 95-99%
374118014	11	ND	Cellulose 1-5% Binder 95-99%
374118015	12	ND	Cellulose 1-5% Binder 95-99%
374118016	13	ND	Cellulose 35-40% Binder 60-65%
374118017	14	ND	Cellulose 35-40% Binder 60-65%
374118018	15	ND	Cellulose 35-40% Binder 60-65%
374118019	16	ND	Cellulose 1-5% Binder 95-99%
374118020	17	ND	Cellulose 1-5% Binder 95-99%

ND = Asbestos Not Detected (Not Present) NA = Not Analyzed NS = Not Submitted
 Components of inhomogeneous samples are analyzed per our Standard Operating Procedure, or per customer request.

The use of the NVLAP logo does not imply endorsement by NVLAP or any agency of the US Government.

The information contained in this report and any attachments is confidential information intended only for the use of the individual or entities named above. The results of this report relate only to the samples tested. If you have received this report in error, please notify us immediately by phone. This report shall not be reproduced, except in its entirety, unless written approval has been obtained from the laboratory. This report remains property of STAT Analysis until payment is received in full (see invoice).

Analyzed by Name : 
 Daniel Mikos / Microscopist

STAT Analysis Corporation
 2242 West Harrison St., Suite 200, Chicago, IL 60612-3766
 Tel: (312) 733-0551 Fax: (312) 733-2386 STATinfo@STATAnalysis.com



NVLAP Lab Code 101202-0

ASBESTOS ANALYSIS BY POLARIZED LIGHT MICROSCOPY

Method: EPA/600/R-93/116

Arcadis US Inc.
 225 W. Wacker Drive, Suite 2015
 Chicago, IL 60606
 Phone: (312) 575-3718

Reference: 30272888 IDOT Date Received: 03/13/2025
 Location: 600 S Main St., Peoria, IL Date Analyzed: 03/20/2025
 Batch No.: 374118 Date Reported: 03/20/2025
 Customer No.: 2530 Turn Around Time: 5 Days

Laboratory Sample	Customer Sample Number	Asbestos Components (%)	Non-Asbestos Components (%)
374118021	18	ND	Cellulose 1-5% Binder 95-99%
374118022	16G	ND	Cellulose 1-5% Binder 95-99%
374118023	17G	ND	Cellulose 1-5% Binder 95-99%
374118024	18G	ND	Cellulose 1-5% Binder 95-99%
374118025	19	ND	Cellulose 1-5% Binder 95-99%
374118026	20	ND	Cellulose 1-5% Binder 95-99%
374118027	21	ND	Cellulose 1-5% Binder 95-99%
374118028	22	ND	Cellulose 1-5% Binder 95-99%
374118029	23	ND	Cellulose 1-5% Binder 95-99%
374118030	24	ND	Cellulose 1-5% Binder 95-99%

ND = Asbestos Not Detected (Not Present) NA = Not Analyzed NS = Not Submitted
 Components of inhomogeneous samples are analyzed per our Standard Operating Procedure, or per customer request.

The use of the NVLAP logo does not imply endorsement by NVLAP or any agency of the US Government.
 The information contained in this report and any attachments is confidential information intended only for the use of the individual or entities named above. The results of this report relate only to the samples tested. If you have received this report in error, please notify us immediately by phone. This report shall not be reproduced, except in its entirety, unless written approval has been obtained from the laboratory. This report remains property of STAT Analysis until payment is received in full (see invoice).

Analyzed by Name : 
 Daniel Mikos / Microscopist

STAT Analysis Corporation
 2242 West Harrison St., Suite 200, Chicago, IL 60612-3766
 Tel: (312) 733-0551 Fax: (312) 733-2386 STATinfo@STATAnalysis.com



NVLAP Lab Code 101202-0

ASBESTOS ANALYSIS BY POLARIZED LIGHT MICROSCOPY

Method: EPA/600/R-93/116

Arcadis US Inc.
 225 W. Wacker Drive, Suite 2015
 Chicago, IL 60606
 Phone: (312) 575-3718

Reference: 30272888 IDOT Date Received: 03/13/2025
 Location: 600 S Main St., Peoria, IL Date Analyzed: 03/20/2025
 Batch No.: 374118 Date Reported: 03/20/2025
 Customer No.: 2530 Turn Around Time: 5 Days

Laboratory Sample	Customer Sample Number	Asbestos Components (%)	Non-Asbestos Components (%)
374118031	25	ND	Cellulose 1-5% Binder 95-99%
374118032	26	ND	Cellulose 1-5% Binder 95-99%
374118033	27	ND	Cellulose 1-5% Binder 95-99%
374118034	28	ND	Cellulose 10-15% Binder 85-90%
374118035	29	ND	Cellulose 10-15% Binder 85-90%
374118036	30	ND	Cellulose 10-15% Binder 85-90%
374118037	31	ND	Binder 85-90% Glass 10-15%
374118038	32	ND	Binder 85-90% Glass 10-15%
374118039	33	ND	Binder 85-90% Glass 10-15%
374118040	34	ND	Cellulose 10-15% Binder 85-90%

ND = Asbestos Not Detected (Not Present) NA = Not Analyzed NS = Not Submitted
 Components of inhomogeneous samples are analyzed per our Standard Operating Procedure, or per customer request.

The use of the NVLAP logo does not imply endorsement by NVLAP or any agency of the US Government.

The information contained in this report and any attachments is confidential information intended only for the use of the individual or entities named above. The results of this report relate only to the samples tested. If you have received this report in error, please notify us immediately by phone. This report shall not be reproduced, except in its entirety, unless written approval has been obtained from the laboratory. This report remains property of STAT Analysis until payment is received in full (see invoice).

Analyzed by Name : 

STAT Analysis Corporation
 2242 West Harrison St., Suite 200, Chicago, IL 60612-3766
 Tel: (312) 733-0551 Fax: (312) 733-2386 STATinfo@STATAnalysis.com



NVLAP Lab Code 101202-0

ASBESTOS ANALYSIS BY POLARIZED LIGHT MICROSCOPY

Method: EPA/600/R-93/116

Arcadis US Inc.
 225 W. Wacker Drive, Suite 2015
 Chicago, IL 60606
 Phone: (312) 575-3718

Reference:	30272888 IDOT	Date Received:	03/13/2025
Location:	600 S Main St., Peoria, IL	Date Analyzed:	03/20/2025
Batch No.:	374118	Date Reported:	03/20/2025
Customer No.:	2530	Turn Around Time:	5 Days

Laboratory Sample	Customer Sample Number	Asbestos Components (%)	Non-Asbestos Components (%)
374118041	35	ND	Cellulose 10-15% Binder 85-90%
374118042	36	ND	Cellulose 10-15% Binder 85-90%

ND = Asbestos Not Detected (Not Present) NA = Not Analyzed NS = Not Submitted
 Components of inhomogeneous samples are analyzed per our Standard Operating Procedure, or per customer request.

The use of the NVLAP logo does not imply endorsement by NVLAP or any agency of the US Government.
 The information contained in this report and any attachments is confidential information intended only for the use of the individual or entities named above. The results of this report relate only to the samples tested. If you have received this report in error, please notify us immediately by phone. This report shall not be reproduced, except in its entirety, unless written approval has been obtained from the laboratory. This report remains property of STAT Analysis until payment is received in full (see invoice).

Analyzed by Name : 
 Daniel Mikos / Microscopist

Client:
 IDOT

Building/Site No.: E PEORIA
 Address: 600 S MAIN ST
E. PEORIA, IL

Project No.: 30272888
 Survey Date: 3/11/2025
 Inspector: PATRICK HOOK

374118
 ARCADIS
 for natural and built assets

HA	Sample Number	Material Type (Circle)	Color Texture	Material Description	Floor: B, I, Mezz, Ext, Roof	Sample Location	Condition G, D, SD	Friable Y/N	Quantity SF, LF, EA	Photo
1	1	(M/S, TSI)	BROWN	BROWN LAMINATE	1	OFFICE - 1 ST FLR	D	N	320 SF	
	2		PLR	FLOATING	1	↓	↓	↓		
	3		PLR	NO MASTIC	1	FRONT ENTRANCE - 1 ST FLR	↓	↓	↓	
Mat. Location/QTY: FLOOR IS OVER HA-2 12" X 12" F.T / YELL MASTIC										
Notes:										
#2	4	(M/S, TSI)	WHITE/GRAY	12" X 12"	1	OFFICE - 1 ST FLOOR	D	N	320 SF	
	5		PLR	FLOOR TILE	1	↓	↓	↓		
	6		PLR	AND YELLOW MASTIC	1	FRONT ENTRANCE - 1 ST FLR	↓	↓	↓	
Mat. Location/QTY:										
Notes:										
3	7	(M/S, TSI)	WHITE	WHITE/TAN	1	OFFICE - 1 ST FLR	D	NY	320 SF	
	8		WALL	GYPSUM	1	↓	↓	↓		
	9		WALL	BOARD	1	FRONT ENTRANCE - 1 ST FLR	↓	↓	↓	
Mat. Location/QTY:										
Notes:										
4	10	(M/S, TSI)	WHITE	WHITE JOINT	1	OFFICE - 1 ST FLR	D	Y	320 SF	
	11		WALL	THROUGH	1	↓	↓	↓		
	12		WALL	COMPOUND ON HA-3	1	FRONT ENTRANCE - 1 ST FLR	↓	↓		
Mat. Location/QTY:										
Notes:										

Client: IDOT Building/Site No.: E PEORIA
 Address: 600 S MAIN ST
 E PEORIA, IL Project No.: 30272888
 Survey Date: 3/11/2025
 Inspector: PATRICK HOOK

374118
 ARCADIS for natural and built assets

HA	Sample Number	Material Type (Circle)	Color Texture	Material Description	Floor: B, I, Mezz, Est, Roof	Sample Location	Condition G, D, SD	Friable Y/N	Quantity SF, LF, EA	Photo
5	13	(M) S, TSI	WHITE	WHITE/	1	OFFICE - 1 ST FLOOR	G	Y	320	
	14		CEIL	TAN 2'X4'	1	↓	↓	↓		
	15		CEILING, Wall, Floor, Roof, Multiple, Shaftway, Other	CEILING TILE	1	FRONT ENTRANCE - 1 ST FLR	N	↓	↓	
Mat. Location/QTy:										
Notes:										
6	16	M, S, TSI	WHITE+BLACK	12"X12"	B	GARAGE - BATHROOM	P	N	6 TILES	
	17			CERAMIC	B	↓	↓	↓	6 SF	
	18			FILE AND TINSET	B	↓	↓	↓	↓	
Mat. Location/QTy:										
Notes:										
7	19	(M) S, TSI	GRAY	GRAY CONCRETE	B	GARAGE/BASEMENT	G	N	1,900 SF	
	20		FLR/WALL	FLR/WALL	↓	↓	↓	↓	↓	
	21		CEILING, Wall, Floor, Roof, Multiple, Shaftway, Other		↓	↓	↓	↓	↓	
Mat. Location/QTy:										
Notes:										
8	22	(M) S, TSI	WHITE	WHITE INTERIOR	B	GARAGE/BASEMENT	D	Y	10 LF	
	23		WINDOW	WINDOW	↓	↓	↓	↓	↓	
	24		CEILING, Wall, Floor, Roof, Multiple, Shaftway, Other	CAULKING ON METAL FRAME	↓	↓	↓	↓	↓	
Mat. Location/QTy:										
Notes:										

Client:
 IDOT

Building/Site No.: E. PEORIA
 Address: 600 S. MAIN ST
E. PEORIA, IL

Project No.: 30271888
 Survey Date: 3/11/2025
 Inspector: PATRICK HOOK

314118
ARCADIS for natural and built assets

HA	Sample Number	Material Type (Circle)	Color Texture	Material Description	Floor: S, I, Mezz, Ext, Roof	Sample Location	Condition G, D, SD	Friable Y/N	Quantity SF, LF, EA	Photo
9	25	M(S) TSI	WHITE	EXTERIOR WINDOW CAULK	EXT	FRONT GARAGE WINDOW	D	N	20 LF	
	26	Location: WINDOW								
	27	Ceiling, Wall, Floor, Roof, Multiple, Shaftway, Other								
Mat. Location/QTy:										
Notes:										
10	28	M(S) TSI	BLACK	BLACK ROOF COPING	ROOF	ROOF - SOUTH SIDE	D	N	1,900 SF	
	29	Location: ROOF		TILE SEALANT						
	30	Ceiling, Wall, Floor, Roof, Multiple, Shaftway, Other								
Mat. Location/QTy:										
Notes:										
11	31	M(S) TSI	BLACK	BLACK BUILT-UP TAR/TAR PAPER ROOF	ROOF	ROOF - SOUTH SIDE	D	N	1,900 SF	
	32	Location: ROOF								
	33	Ceiling, Wall, Floor, Roof, Multiple, Shaftway, Other								
Mat. Location/QTy:										
Notes:										
12	34	M(S) TSI	BLACK	BLACK TAR ON FLASHING	EXT WALL	FRONT - EXTERIOR WALL	D	N	100 SF	
	35	Location: WALL								
	36	Ceiling, Wall, Floor, Roof, Multiple, Shaftway, Other								
Mat. Location/QTy:										
Notes:										

Appendix D

Photo Log

IDOT
Asbestos Abatement Survey
Work Order No. 39 – 600 South Main Street
East Peoria, IL 61611



View of Building – Front



View of Building – Rear



HA-1: Brown Laminate Flooring
HA-2: Gray 12" x 12" Vinyl Floor Tile and Yellow Mastic



HA-3: White/Tan Gypsum Board
HA-4: White Joint Compound



HA-5: White/Tan 2' x 4' Ceiling Tile



HA-6: Black 12" x 12" Ceramic Floor Tile and Thinset

IDOT
Asbestos Abatement Survey
Work Order No. 39 – 600 South Main Street
East Peoria, IL 61611



HA-7: Gray Concrete



HA-8: White Interior Window Caulk



HA-9: White Exterior Window Caulk



HA-10: Black Roof Coping Tile Sealant



HA-11: Black Built-Up Tar/Tar Paper Roof



HA-12: Black Tar on Flashing

Arcadis U.S., Inc.
225 West Wacker Drive
Suite 2015
Chicago, Illinois 60606
Phone: 312 917 1000
www.arcadis.com

Arcadis. Improving quality of life.

REVISIONS TO THE ILLINOIS PREVAILING WAGE RATES

The Prevailing rates of wages are included in the Contract proposals which are subject to Check Sheet #5 of the Supplemental Specifications and Recurring Special Provisions. The rates have been ascertained and certified by the Illinois Department of Labor for the locality in which the work is to be performed and for each craft or type of work or mechanic needed to execute the work of the Contract. As required by Prevailing Wage Act (820 ILCS 130/0.01, et seq.) and Check Sheet #5 of the Contract, not less than the rates of wages ascertained by the Illinois Department of Labor and as revised during the performance of a Contract shall be paid to all laborers, workers and mechanics performing work under the Contract. Post the scale of wages in a prominent and easily accessible place at the site of work.

If the Illinois Department of Labor revises the prevailing rates of wages to be paid as listed in the specification of rates, the contractor shall post the revised rates of wages and shall pay not less than the revised rates of wages. Current wage rate information shall be obtained by visiting the Illinois Department of Labor web site at <http://www.state.il.us/agency/idol/> or by calling 312-793-2814. It is the responsibility of the contractor to review the rates applicable to the work of the contract at regular intervals in order to insure the timely payment of current rates. Provision of this information to the contractor by means of the Illinois Department of Labor web site satisfies the notification of revisions by the Department to the contractor pursuant to the Act, and the contractor agrees that no additional notice is required. The contractor shall notify each of its subcontractors of the revised rates of wages.