

STATE OF ILLINOIS
DEPARTMENT OF TRANSPORTATION

**PROPOSED
HIGHWAY PLANS**

**VARIOUS ROUTES
(FAU ROUTE 7464, FAP 712, FAP 320)
SECTION D7 PATCHING 2026-1
PAVEMENT PATCHING
MACON COUNTY**

C-97-037-26

FOR INDEX OF SHEETS, SEE SHEET NO. 2

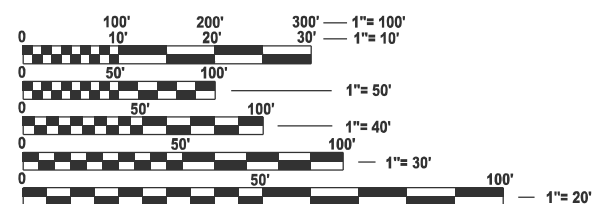
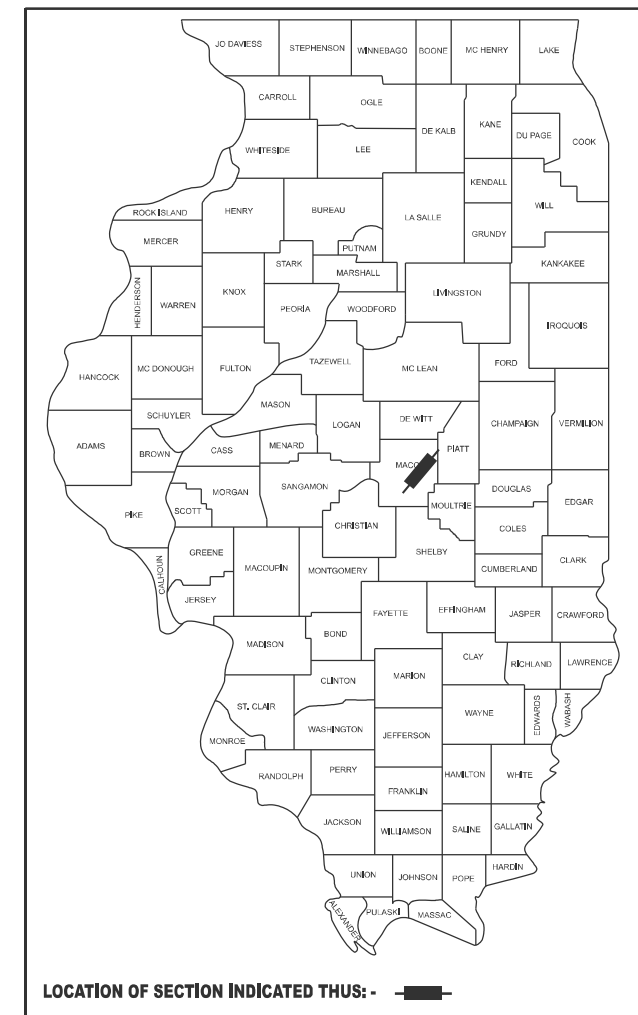
ADT = 5,500 (2023)

STATION EQUATION:
STA. 208+77.88 (BK) = STA. 28+06.10 (AH)

F.A. RTE.	SECTION	COUNTY	TOTAL SHEETS	SHEET NO.
*	D7 PATCHING 2026-1	MACON	9	1
**		ILLINOIS	CONTRACT NO. 74E19	

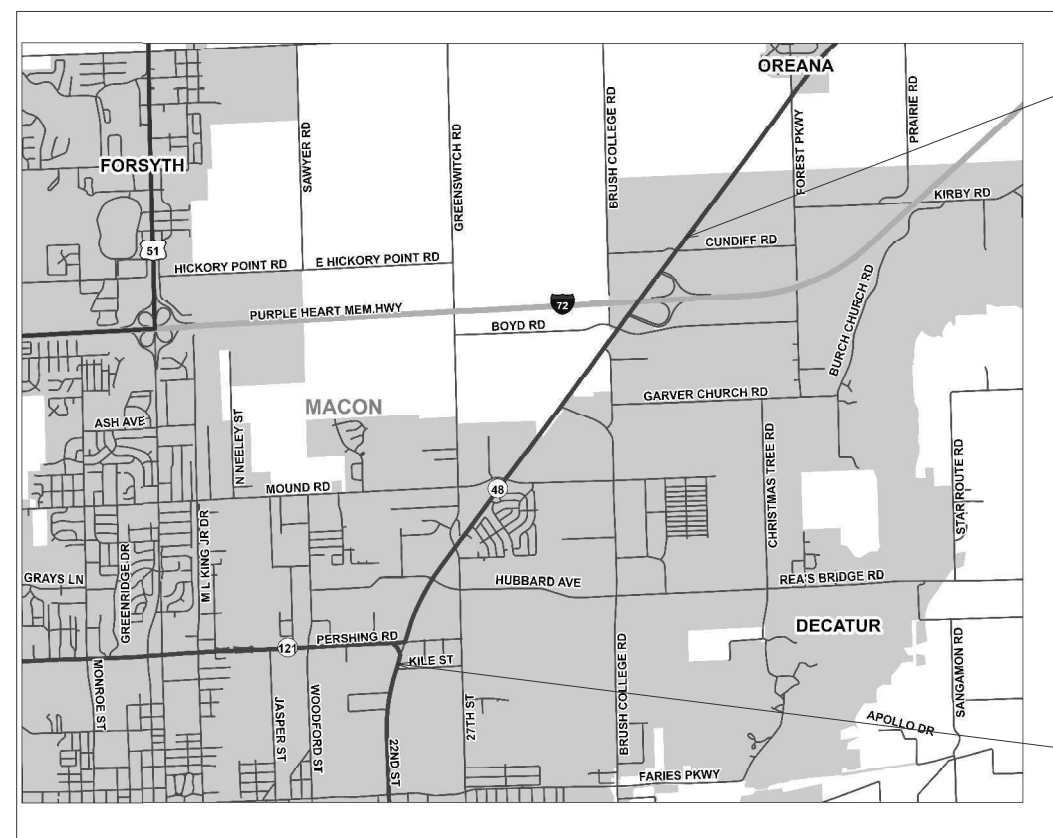
* FAU 7464, FAP 712, FAP 320

D-97-037-26



FULL SIZE PLANS HAVE BEEN PREPARED USING STANDARD ENGINEERING SCALES. REDUCED SIZED PLANS WILL NOT CONFORM TO STANDARD SCALES. IN MAKING MEASUREMENTS ON REDUCED PLANS, THE ABOVE SCALES MAY BE USED.

J.U.L.I.E.
JOINT UTILITY LOCATION INFORMATION FOR EXCAVATION
1-800-892-0123
OR 811



PROJECT STARTS
STATION 71+45

PROJECT ENDS
STATION 144+00

PROJECT ENGINEER: TRAVIS WALK
PROJECT MANAGER: JACKIE WILLENBURG

GROSS LENGTH = 18955.2 FT. = 3.59 MILE
NET LENGTH = 18955.2 FT. = 3.59 MILE

CONTRACT NO. 74E19

STATE OF ILLINOIS
DEPARTMENT OF TRANSPORTATION

SUBMITTED January 27, 20 26
Teresa C. Price
REGIONAL ENGINEER

March 20 20 26
[Signature]
ENGINEER OF DESIGN AND ENVIRONMENT

March 20 20 26
[Signature]
DIRECTOR OF HIGHWAYS PROJECT IMPLEMENTATION

**PRINTED BY THE AUTHORITY
OF THE STATE OF ILLINOIS**

GENERAL NOTES

THIS PROJECT IS LOCATED ON ILL 48 NORTH OF CUNDIFF ROAD TO 0.3 MILES SOUTH OF PERSHING ROAD IN DECATUR, MACON COUNTY. THE WORK INCLUDED IN SECTION D7 PATCHING 2026-1 CONSISTS OF CLASS A PAVEMENT PATCHING, TRAFFIC CONTROL, AND ANY OTHER WORK NECESSARY TO COMPLETE THE SECTION.

THE ACTUAL LOCATIONS OF PAVEMENT PATCHING AND FINAL QUANTITIES WILL BE DETERMINED BY THE ENGINEER IN THE FIELD.

PATCHING REINFORCEMENT SHALL BE # 6 REBAR

THE COST OF TAISED REFLECTIVE PAVEMENT MARKER REMOCAL IS INCLUDED IN THE COST A PATCHING (SPECIAL), TYPE I-IV, 11"-13".

DETECTOR LOOPS REMOVED OR DAMAGED DUE TO PATCHING WILL BE REPLACED IN KIND AND PAID FOR AS DETECTOR LOOP, TYPE 1. SAW CUTS WILL BE INCLUDED IN THE COST.

THE TRAFFIC SIGNAL, ENGINEER AT THE ILLINOIS DEPARTMENT OF TRANSPORTATION SHALL BE NOTIFIED AT 217-342-8396 AT LEAST 72 HOURS PRIOR TO PREFORMING ANY WORK THAT WILL AFFECT TRAFFIC SIGNAL DETECTOR LOOPS.

INDEX OF SHEETS

SHEET NO.	ITEM
1	COVER SHEET
2	GENERAL NOTES, INDEX OF SHEETS, LIST OF STANDARDS
3	SUMMARY OF QUANTITIES
4-6	PATCHING SCHEDULE
7	TYPICAL APPLICATION OF DETECTOR LOOPS
8-9	CLASS A PATCHES (SPECIAL) DETAILS

HIGHWAY STANDARDS

THE FOLLOWING STANDARDS ARE A PART OF THESE PLANS AND ARE INCLUDED AFTER SHEET NO. 9

STD. NO.	DESCRIPTION
000001-09	STANDARD SYMBOLS, ABBRICIATIONS AND PATTERNS
001001-02	AREAS OF REINFORCEMENT BARS
001006	DECIMAL OF AN INCH AND OF A FOOT
420001-11	PAVEMENT JOINTS
442001-04	CLASS A PATCHES
701101-05	OFF-ROAD OPERATIONS, MULTILANE, 15' (4.5M) TO 24" (600MM) FROM PAVEMENT EDGE
701106-02	OFF-ROAD OPERATIONS, MULTILANE, MORE THAN 15' (4.5M) AWAY
701601-09	URBAN LAND CLOSURE, MULTILANE, 1W OR 2W WITH NONTRAERSABLE MEDIUM
701701-10	URBAN LANE CLOSURE, MULTILANE INTERSECTION
701901-11	TRAFFIC CONTROL DEVICES
886001-01	DETECTOR LOOP INSTALLATIONS

MODEL: Index of Sheets [Sheet]
FILE NAME: c:\pw\work\visio\jackie.judy@illinois.gov\1155823\0774E19-gennete.dgn

USER NAME = Jackie.Willenburg	DESIGNED - J. Willenburg	REVISED -	STATE OF ILLINOIS DEPARTMENT OF TRANSPORTATION	INDEX OF SHEETS, GENERAL NOTES, & LIST OF STANDARDS				F.A. RTE.	SECTION	COUNTY	TOTAL SHEETS	SHEET NO.
	DRAWN - J. Willenburg	REVISED -		SCALE:	SHEET 1	OF 1	SHEETS	STA.	TO STA.	ILLINOIS	FED. AID PROJECT	
	CHECKED -	REVISED -										
PLOT DATE = 1/20/2026	DATE -	REVISED -										

* FAU 7464, FAP 712, FAP 320

PATCHING SCHEDULE					CLASS A PATCHES, TY I, 11 INCH	CLASS A PATCHES, TY II, 11 INCH	CLASS A PATCHES, TY III, 11 INCH	CLASS A PATCHES, TY IV, 11 INCH	TIE BARS 3/4"	PATCHING REINFORCEMENT	SAW CUTS
PATCH NUMBER	LANE	STATION	LENGTH FOOT	WIDTH FOOT	SQ YD	SQ YD	SQ YD	SQ YD	EACH	SQ YD	FOOT
1	NBDL	141+80	6	6	4					4	37.5
2	NBPL	141+80	8	12		10.7				10.7	65.5
3	NBDL	141+95	12	12			16			16.7	73.5
4	NBDL	142+15	8	12		10.7				10.7	65.5
5	NBPL	144+35	8	12		10.7				10.7	65.5
6	NBPL	144+70	6	12		8				8	61.5
7	NBDL	149+50	150	12				200	74	200	349.5
8	NBDL	152+70	35	12				46.7	17	46.7	119.5
9	NBDL	153+60	6	12		8				8	61.5
10	NBPL	163+35	40	6				26.7	19	26.7	105.5
11	NBPL	164+10	20	6		13.3			9	13.3	65.5
12	NBPL	164+75	20	6		13.3			9	13.3	65.5
13	NBPL	167+20	6	6	4					4	37.5
14	NBPL	173+60	30	6			20		14	20	85.5
15	NBPL	173+90	6	6	4					4	37.5
16	NBDL	177+60	6	12		8				8	61.5
17	NRPL	178+75	6	12		8				8	61.5
18	NBPL	179+05	18	6		12			8	12	61.5
19	NBDL	179+70	6	6	4					4	37.5
20	NBPL	170+70	6	12		8				8	61.5
21	NBPL	180+90	6	12		8				8	61.5
22	NBPL	181+35	6	6	4					4	37.5
23	NBPL	181+80	6	6	4					4	37.5
24	NBPL	182+10	6	6	4					4	37.5
25	NBPL	182+20	6	6	4					4	37.5
26	NBPL	182+80	6	6	4					4	37.5
27	NBPL	185+95	6	12		0				8	61.5
28	NBPL	187+90	20	12				26.7	9	26.7	89.5
29	NBDL	188+80	60	12				80	29	80	169.5
30	NBPL	189+60	6	12		8				8	61.5
31	NBDL	189+95	12	12			16			16	73.5
32	NBPL	191+35	8	12		10.7				10.7	65.5
33	NBPL	192+00	15	12			20		7	20	79.5
34	NBDL	192+70	6	6	4					4	37.5
35	NBPL	199+15	20	6		13.3			9	13.3	65.5
36	NBDL	202+00	6	12		8				8	61.5
37	NBPL	202+00	6	12		8				8	61.5
38	NRPL	207+95	6	12		8				8	61.5
STN Eqn 208+77.88 BK = 28+06.10 AH											
39	NBDL	42+70	80	12				106.7	39	106.7	209.5
North End Cudiff - Station 71+45											
40	SBDL	48+75	12	12			16			16	73.5
41	SBPL	48+75	12	12			16			16	73.5
42	SBDL	46+55	6	12		8				8	61.5
43	SBPL	46+55	6	12		8				8	61.5
44	SBDL	46+40	6	12		8				8	61.5
45	SBPL	46+40	6	12		8				8	61.5
46	SBLTL	46+40	6	12		8				8	61.5
47	SBLTL	46+10	6	12		8				8	61.5
48	SBLTL	44+10	25	12				33.3	12	33.3	99.5
49	SBPL	42+75	18	12			24		8	24	85.5
50	SBPL	34+80	12	12			16			16	73.5
51	SBDL	32+65	6	12		8				8	61.5
52	SBPL	32+65	6	12		8				8	61.5
STN Eqn 28+06.10 AH = 208+77.88 BK											
53	SBDL	208+70	6	12		8				8	61.5
54	SBPL	208+60	25	12				33.3	12	33.3	99.5
55	SBPL	208+00	6	12		8				8	61.5
56	SBPL	207+55	6	6	4					4	37.5
57	SBPL	206+90	12	12			16			16	73.5

PATCHING SCHEDULE					CLASS A PATCHES, TY I, 11 INCH	CLASS A PATCHES, TY II, 11 INCH	CLASS A PATCHES, TY III, 11 INCH	CLASS A PATCHES, TY IV, 11 INCH	TIE BARS 3/4"	PATCHING REINFORCEMENT	SAW CUTS
PATCH NUMBER	LANE	STATION	LENGTH FOOT	WIDTH FOOT	SQ YD	SQ YD	SQ YD	SQ YD	EACH	SQ YD	FOOT
58	SBPL	206+70	6	6	4					4	37.5
59	SBPL	204+90	12	6		8				8	49.5
60	SBPL	204+00	25	6			16.7		12	16.7	75.5
61	SRPL	207+55	6	12		8				8	61.5
62	SBDL	202+30	6	6	4					4	37.5
63	SBDL	201+05	6	12		8				8	61.5
64	SBPL	200+60	30	12				40	14	40	109.5
65	SBPL	200+20	20	12				26.7	9	26.7	89.5
66	SBDL	200+20	6	12		8				8	61.5
67	SBDL	199+45	6	12		8				8	61.5
68	SBDL	199+20	8	12		10.7				10.7	65.5
69	SBPL	198+35	6	6	4					4	37.5
70	SBPL	197+80	6	6	4					4	37.5
71	SBPL	195+45	60	6				40	29	40	145.5
72	SBPL	193+45	12	6		8				8	49.5
73	SBPL	189+65	6	12		8				8	61.5
74	SBPL	189+45	12	6		8				8	49.5
75	SBPL	188+05	20	6		13.3			9	13.3	65.5
76	SBPL	187+45	6	6	4					4	37.5
77	SBDL	185+80	6	12		8				8	61.5
78	SBPL	185+65	6	12		8				8	61.5
79	SBLTL	185+50	6	12		8				8	61.5
80	SRI TI	185+35	6	12		8				8	61.5
81	SBPL	185+35	6	12		8				8	61.5
82	SBLTL	185+20	6	12		8				8	61.5
83	SBLTL	185+05	6	12		8				8	61.5
84	SBPL	184+25	25	6			16.7		12	16.7	75.5
85	SBPL	183+55	12	12			16			16	73.5
86	SBPL	182+55	6	6	4					4	37.5
87	SBPL	182+20	6	6	4					4	37.5
88	SBPL	181+95	6	6	4					4	37.5
89	SBPL	181+50	6	6	4					4	37.5
90	SDBL	181+15	8	12		10.7				10.7	65.5
91	SBPL	179+65	6	6	4					4	37.5
92	SBPL	179+40	6	6	4					4	37.5
93	SBPL	178+15	20	6		13.3			9	13.3	65.5
94	SBPL	177+40	6	6	4					4	37.5
95	SBPL	174+80	6	12		8				8	61.5
96	SBPL	174+30	15	6		10			7	10	55.5
97	SBPL	173+65	6	6	4					4	37.5
98	SBPL	173+30	12	6		8				8	49.5
99	SBPL	172+90	8	12		10.7				10.7	65.5
100	SBPL	172+75	6	6	4					4	37.5
101	SBPL	172+40	6	6	4					4	37.5
102	SBDL	170+65	6	6	4					4	37.5
103	SBDL	170+35	6	12		8				8	61.5
104	SBDL	169+85	20	12				26.7	9	26.7	89.5
105	SBDL	167+80	6	12		8				8	61.5
106	SBDL	164+85	6	12		8				8	61.5
107	SBPL	164+85	6	12		8				8	61.5
108	SBDL	164+65	15	6		10			7	10	55.5
109	SBPL	164+10	6	6	4					4	37.5
110	SBDL	164+05	20	6		13.3			9	13.3	65.5
111	SBDL	163+75	6	12		8				8	61.5
112	SBPL	163+60	6	12		8				8	61.5
113	SBDL	163+55	12	6		8				8	49.5
114	SBPL	163+40	6	12		8				8	61.5
115	SBPL	163+25	6	12		8				8	61.5
116	SBDL	163+10	6	12		8				8	61.5
117	SBPL	162+95	6	12		8				8	61.5

MODEL - Patching Schedule (Sheet)
FILE NAME - c:\paw\work\willenbur\jackie\judy@illinois.gov\1155823\0774E19-shet-schedule.dgn

USER NAME = Jackie.Willenbur	DESIGNED -	REVISED -	PATCHING SCHEDULE
	DRAWN -	REVISED -	
	CHECKED -	REVISED -	
PLOT DATE = 1/21/2026	DATE -	REVISED -	

**STATE OF ILLINOIS
DEPARTMENT OF TRANSPORTATION**

SCHEDULE OF QUANTITIES CLASS A PATCHES, 11"			
SCALE:	SHEET 1	OF 3	SHEETS
STA.	TO STA.		

F.A. RTE.	SECTION	COUNTY	TOTAL SHEETS	SHEET NO.
*	D7 PATCHING 2026-1	MACON	9	4
CONTRACT NO. 74E19				
ILLINOIS FED. AID PROJECT				

* FAU 7464, FAP 712, FAP 320

MODEL: Patching Schedule-1 [Sheet]
 FILE NAME: c:\pawork\w10101\jackie.judy@illinois.gov\1155823\0774E19-shft-schedule.dgn

PATCHING SCHEDULE					CLASS A PATCHES, TY I, 11 INCH	CLASS A PATCHES, TY II, 11 INCH	CLASS A PATCHES, TY III, 11 INCH	CLASS A PATCHES, TY IV, 11 INCH	TIE BARS 3/4"	PATCHING REINFORCEMENT	SAW CUTS
PATCH NUMBER	LANE	STATION	LENGTH	WIDTH	SQ YD	SQ YD	SQ YD	SQ YD	EACH	SQ YD	FOOT
			FOOT	FOOT							
118	SBPL	162+80	10	12		13.3				13.3	69.5
119	SBDL	162+40	20	6		13.3			9	13.3	65.5
120	SBPL	162+10	6	12		8				8	61.5
121	SBDL	161+95	12	12			16			16	73.5
122	SBPL	161+95	6	12		8				8	61.5
123	SBPL	161+75	6	6	4					4	37.5
124	SBPL	159+95	8	6		5.3				5.3	41.5
125	SBPL	159+80	6	6	4					4	37.5
126	SBPL	159+50	15	12			20		7	20	79.5
127	SBDL	159+30	6	12		8				8	61.5
128	SBDL	158+90	6	12		8				8	61.5
129	SBPL	158+90	6	12		8				8	61.5
130	SBPL	158+55	6	6	4					4	37.5
131	SBPL	157+30	6	12		8				8	61.5
132	SBDL	156+95	6	6	4					4	37.5
133	SBPL	156+25	15	6		10			7	10	55.5
134	SBPL	156+10	20	6		13.3			9	13.3	65.5
135	SBDL	155+75	6	12		8				8	61.5
136	SBPL	154+65	6	6	4					4	37.5
137	SBPL	154+20	6	12		8				8	61.5
138	SBDL	153+90	6	6	4					4	37.5
139	SBPL	153+80	8	12		10.7				10.7	65.5
140	SBPL	153+60	12	6		8				8	49.5
141	SBPL	153+30	90	12				120	44	120	229.5
142	SBDL	153+25	6	12		8				8	61.5
143	SBPL	149+45	6	6	4					4	37.5
144	SBPL	149+40	20	6		13.3			9	13.3	65.5
145	SBPL	148+60	20	6		13.3			9	13.3	65.5
146	SBPL	147+50	15	6		10			7	10	55.5
147	SBPL	147+25	6	6	4					4	37.5
148	SBPL	146+60	6	16		10.7				10.7	77.5
149	SBPL	144+15	12	6		8				8	49.5
150	SBPL	143+80	6	6	4					4	37.5
151	SBPL	141+65	6	6	4					4	37.5
152	SBPL	141+55	10	6		6.7				6.7	45.5
153	SBPL	140+40	15	6		10			7	10	55.5
154	SBPL	138+80	6	6	4					4	37.5
155	SBDL	138+00	6	12		8				8	61.5
156	SBPL	137+45	6	6	4					4	37.5
157	SBPL	137+00	6	6	4					4	37.5
158	SBPL	136+40	6	6	4					4	37.5
159	SBPL	136+30	6	12		8				8	61.5
160	SBPL	136+10	12	6		8				8	49.5
161	SBPL	135+90	12	6		8				8	49.5
162	SBPL	135+45	12	6		8				8	49.5
163	SBPL	134+35	6	6	4					4	37.5
164	SBPL	133+25	6	6	4					4	37.5
165	SBPL	132+30	6	6	4					4	37.5
166	SBPL	130+45	6	6	4					4	37.5
167	SBLTL	128+60	6	12		8				8	61.5
168	SBLTL	128+20	6	12		8				8	61.5
169	SBPL	127+60	6	12		8				8	61.5
170	SBLTL	127+60	6	12		8				8	61.5
TOTAL 11" :					184	869	246	807	509	2105	10575

USER NAME = Jackie.Willenburg	DESIGNED -	REVISED -
	DRAWN -	REVISED -
	CHECKED -	REVISED -
PLOT DATE = 1/20/2026	DATE -	REVISED -

**STATE OF ILLINOIS
DEPARTMENT OF TRANSPORTATION**

**SCHEDULE OF QUANTITIES
CLASS A PATCHES, 11"**

SCALE: SHEET 2 OF 3 SHEETS STA. TO STA.

F.A. RTE.	SECTION	COUNTY	TOTAL SHEETS	SHEET NO.
*	D7 PATCHING 2026-1	MACON	9	5
CONTRACT NO. 74E19				
ILLINOIS FED. AID PROJECT				

PATCHING SCHEDULE					CLASS A PATCHES, TY I, 13 INCH	CLASS A PATCHES, TY II, 13 INCH	CLASS A PATCHES, TY III, 13 INCH	CLASS A PATCHES, TY IV, 13 INCH	TIE BARS 3/4"	PATCHING REINFORCEMENT	SAW CUTS
PATCH NUMBER	LANE	STATION	LENGTH FOOT	WIDTH FOOT	SQ YD	SQ YD	SQ YD	SQ YD	EACH	SQ YD	FOOT
171	NBDL	156+00	110	12				146.7	54	146.7	269.5
172	NBPL	156+00	110	12				146.7	54	146.7	269.5
173	NBDL	158+30	75	12				100	37	100	199.5
174	NBDL	174+90	8	12		10.7				10.7	65.5
175	NBPL	174+90	8	12		10.7				10.7	65.5
176	NBDL	180+15	10	12		13.3				13.3	69.5
177	NBDL	182+40	6	12		8				8	61.5
178	NBPL	182+40	6	12		8				8	61.5
179	NBDL	183+15	80	12			106.7	39	106.7	106.7	209.5
180	NBPL	183+15	80	12			106.7	39	106.7	106.7	209.5
181	NBDL	185+75	8	12		10.7				10.7	65.5
182	NBPL	185+75	8	12		10.7				10.7	65.5
183	NBPL	186+70	6	12		8				8	61.5
184	NBPL	189+00	6	12		8				8	61.5
185	NBLTL	192+20	6	12		8				8	61.5
186	NBDL	193+50	6	12		8				8	61.5
187	NBPL	193+50	6	12		8				8	61.5
188	NBDL	194+55	6	12		8				8	61.5
189	NBPL	194+55	6	12		8				8	61.5
190	NBDL	200+10	6	12		8				8	61.5
191	NBPL	200+10	6	12		8				8	61.5
North End Cudiff - Station 71+45											
192	SBDL	202+80	12	12			16			16	73.5
193	SBDL	201+95	6	12		8				8	61.5
194	SBPL	201+95	6	12		8				8	61.5
195	SBDL	201+45	6	12		8				8	61.5
196	SBPL	201+45	6	12		8				8	61.5
197	SBDL	201+25	6	12		8				8	61.5
198	SBDL	201+00	6	12		8				8	61.5
199	SRPI	201+00	6	12		8				8	61.5
200	SBLTL	201+00	6	12		8				8	61.5
201	SBDL	197+50	6	12		8				8	61.5
202	SBPL	197+50	6	12		8				8	61.5
203	SBDL	196+45	6	12		8				8	61.5
204	SBPL	196+45	6	12		8				8	61.5
205	SBDL	196+00	6	12		8				8	61.5
206	SBPL	196+00	6	12		8				8	61.5
207	SBDL	195+10	6	12		8				8	61.5
208	SBPL	195+10	6	12		8				8	61.5
209	SBDL	194+55	6	12		8				8	61.5
210	SBPL	194+55	6	12		8				8	61.5
211	SBDL	193+95	6	12		8				8	61.5
212	SBPL	193+95	6	12		8				8	61.5
213	SBDL	192+50	8	12		10.7				10.7	65.5
214	SBDL	190+70	6	12		8				8	61.5

PATCHING SCHEDULE					CLASS A PATCHES, TY I, 13 INCH	CLASS A PATCHES, TY II, 13 INCH	CLASS A PATCHES, TY III, 13 INCH	CLASS A PATCHES, TY IV, 13 INCH	TIE BARS 3/4"	PATCHING REINFORCEMENT	SAW CUTS
PATCH NUMBER	LANE	STATION	LENGTH FOOT	WIDTH FOOT	SQ YD	SQ YD	SQ YD	SQ YD	EACH	SQ YD	FOOT
215	SBPL	190+70	6	12		8				8	61.5
216	SBDL	190+40	6	12		8				8	61.5
217	SBPL	190+40	6	12		8				8	61.5
218	SBPL	188+15	6	12		8				8	61.5
219	SBPL	185+75	6	12		8				8	61.5
220	SBDL	176+70	6	12		8				8	61.5
221	SBPL	176+70	6	12		8				8	61.5
222	SBDL	173+90	6	12		8				8	61.5
223	SBPL	173+90	6	12		8				8	61.5
224	SBDL	170+10	6	12		8				8	61.5
225	SBPL	170+10	6	12		8				8	61.5
226	SBDL	167+50	6	12		8				8	61.5
227	SBPL	167+50	6	12		8				8	61.5
228	SBDL	168+70	6	12		8				8	61.5
229	SBPL	158+70	6	12		8				8	61.5
230	SBRTL	155+00	24	20				53.3	11	53.3	129.5
231	SBDL	153+20	6	12		8				8	61.5
232	SBDL	152+90	6	12		8				8	61.5
233	SBPL	152+80	6	12		8				8	61.5
234	SBPL	151+20	6	12		8				8	61.5
235	SBDL	151+50	6	6		4				4	37.5
236	SBDL	150+00	6	6		4				4	37.5
Total 13":					8	475	16	661	234	1159	4969

MODEL - Schedule (Sheet)
FILE NAME - c:\pw\work\wvictori\jackie.judy@illinois.gov\1155823\0774E19-shl-schedule.dgn

USER NAME = Jackie.Willenburg	DESIGNED -	REVISED -
	DRAWN -	REVISED -
	CHECKED -	REVISED -
PLOT DATE = 1/20/2026	DATE -	REVISED -

STATE OF ILLINOIS
DEPARTMENT OF TRANSPORTATION

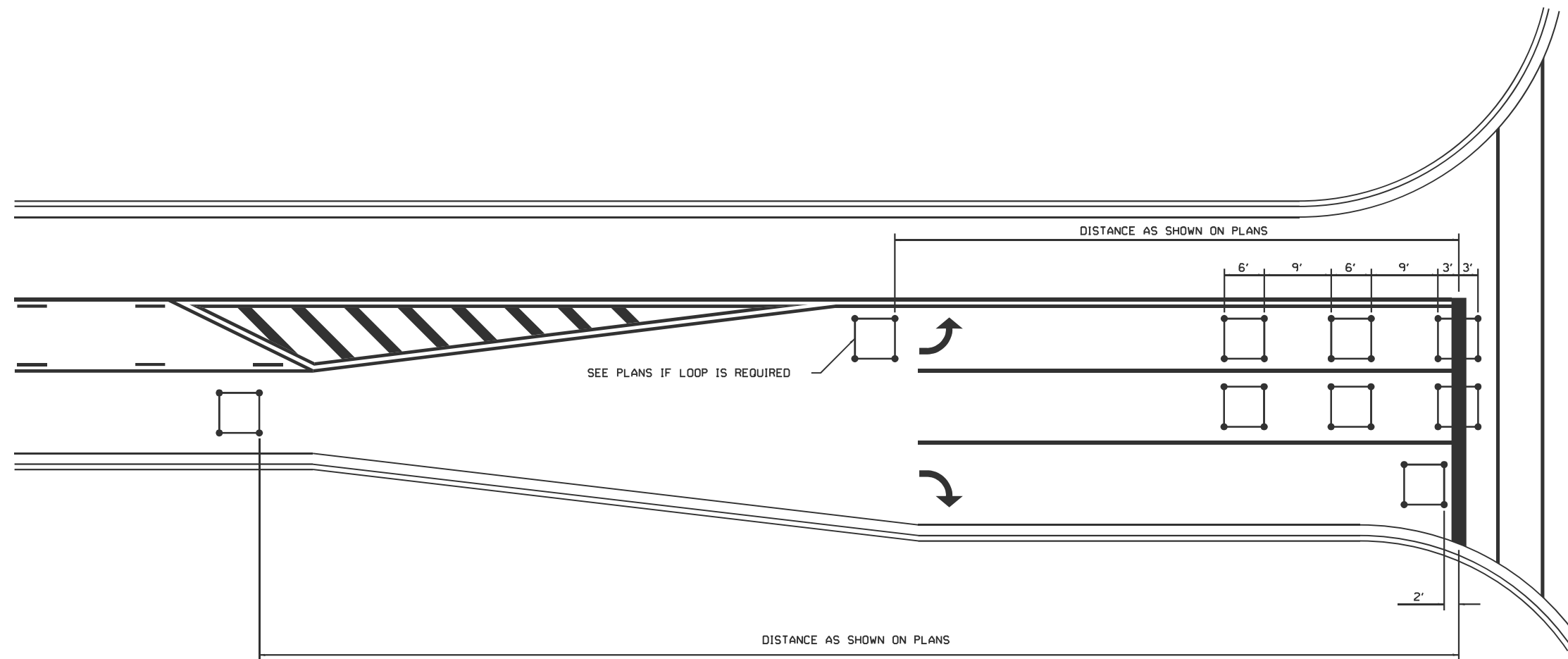
SCHEDULE OF QUANTITIES
CLASS A PATCHES, 13"

SCALE:	SHEET 3	OF 3	SHEETS	STA.	TO STA.
--------	---------	------	--------	------	---------

F.A. RTE.	SECTION	COUNTY	TOTAL SHEETS	SHEET NO.
*	D7 PATCHING 2026-1	MACON	9	6
CONTRACT NO. 74E19				
ILLINOIS		FED. AID PROJECT		

* FAU 7464, FAP 712, FAP 320

TYPICAL APPLICATION OF DETECTOR LOOPS



NOTE:

1. EACH LOOP SHALL HAVE ITS OWN HOMERUN TO THE GULFBOX/HANDHOLE.
2. LOOPS SHOULD BE CENTERED IN EACH LANE.
3. USE 6' BY 6' LOOPS FOR LANE WIDTHS OF 11' OR GREATER.
4. USE 5' BY 5' LOOPS IF LANE WIDTH IS LESS THAN 11'.

NOT TO SCALE

DISTRICT 7 DETAIL NO. 88600100

MODEL: DETECTOR LOOP (Sheet)
FILE NAME: c:\p\work\avt\l\jackie.judy@illinois.gov\1155823\0774E19-sh1-details.dgn

USER NAME = Jackie.Willenburg	DESIGNED -	REVISED -
	DRAWN -	REVISED -
	CHECKED -	REVISED -
PLOT DATE = 1/27/2026	DATE -	REVISED -

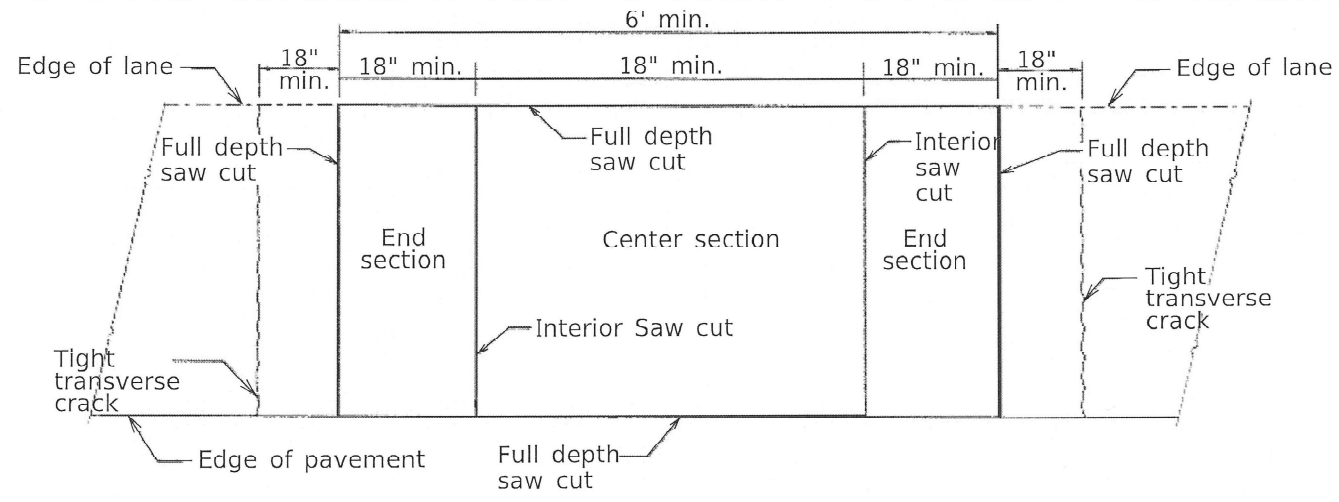
STATE OF ILLINOIS
DEPARTMENT OF TRANSPORTATION

TYPICAL APPLICATIONS OF DETECTOR LOOPS

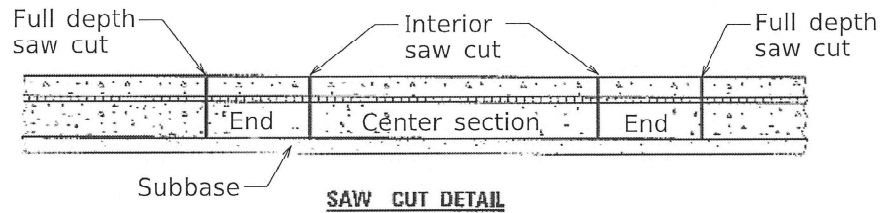
SCALE: SHEET 1 OF 1 SHEETS STA. TO STA.

F.A. RTE.	SECTION	COUNTY	TOTAL SHEETS	SHEET NO.
*	D7 PATCHING 2026-1	MACON	9	7
CONTRACT NO. 74E19				
ILLINOIS FED. AID PROJECT				

* FAU 7464, FAP 712, FAP 320



PAVEMENT SAWING DETAIL



SAW CUT DETAIL

GENERAL NOTES

Interior saw cuts will be included in the cost of "CLASS A PATCHES (SPECIAL)."

When patching two adjacent lanes in one operation, the longitudinal joint shall be a longitudinal sawed joint as detailed on Standard 422001-04, however the groove may be either performed or sawed.

The #6 tie bars to be drilled & grouted into the existing pavement shall be included in the cost of " CLASS A PATHCES (SPECIAL)."

MODEL: CLASS A PATCHES (SPECIAL)-1 (Sheet)
FILE NAME: c:\pw_work\willenbur\jackie.judy@illinois.gov\1155823\0774E19-shd-details.dgn

USER NAME = Jackie.Willenburg	DESIGNED -	REVISED -
	DRAWN -	REVISED -
	CHECKED -	REVISED -
PLOT DATE = 1/27/2026	DATE -	REVISED -

**STATE OF ILLINOIS
DEPARTMENT OF TRANSPORTATION**

CLASS A PATCHES (SPECIAL)

SCALE: SHEET 1 OF 2 SHEETS STA. TO STA.

F.A. RTE.	SECTION	COUNTY	TOTAL SHEETS	SHEET NO.
*	D7 PATCHING 2026-1	MACON	9	8
CONTRACT NO. 74E19				
		ILLINOIS	FED. AID PROJECT	

* FAU 7464, FAP 712, FAP 320

