


STOP LINE SIGN FOR TEMPORARY SIGNALS



SIZE: 600(24) x 600(24)

100(4) CAPITAL LETTERS - BLACK

13 (1/2) BORDER - BLACK

WHITE REFLECTIVE - TYPE AP
HIGH INTENSITY PRISMATIC SHEETING

GENERAL NOTE:

THIS SIGN SHALL BE INSTALLED AT THE STOP LINE AS DIRECTED BY ENGINEER.

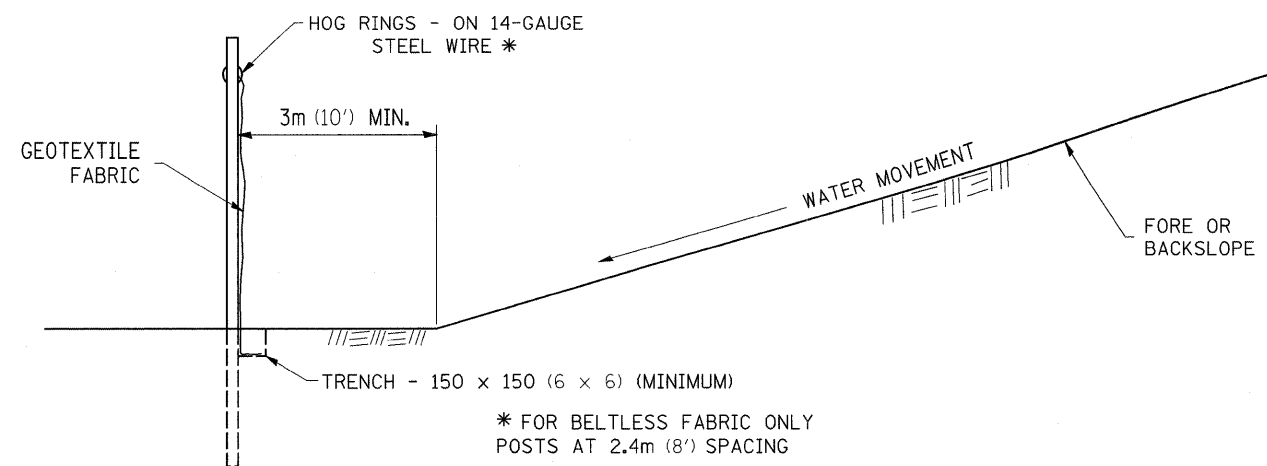
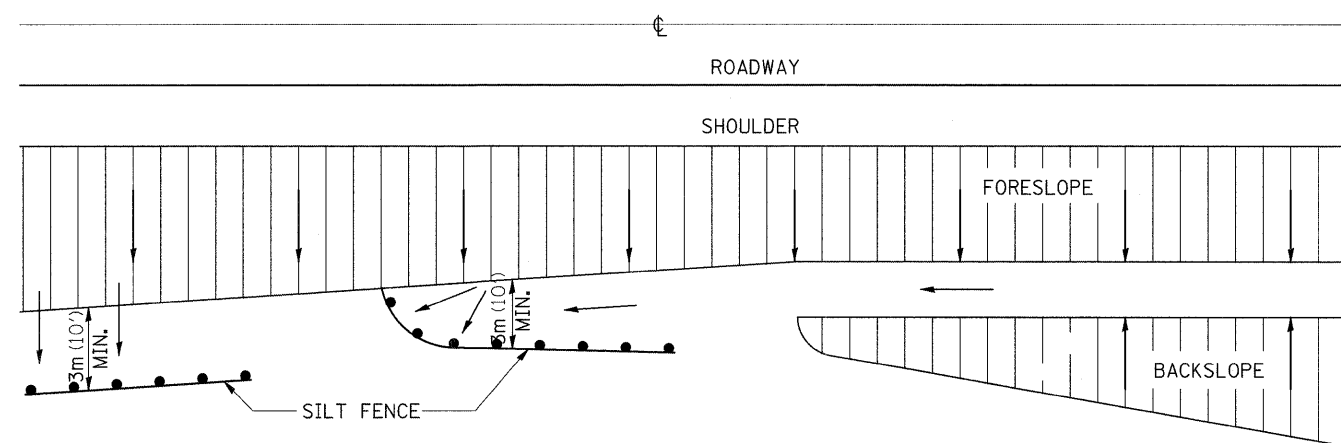
ALL DIMENSIONS ARE IN MILLIMETERS (INCHES) UNLESS OTHERWISE NOTED.

REVISED - 1-22-07

STOP LINE SIGN FOR TEMPORARY SIGNALS

99.4

EROSION CONTROL DETAILS FOR SILT FENCE



DETAILS OF SILT FENCE

ALL DIMENSIONS ARE IN MILLIMETERS (INCHES) UNLESS OTHERWISE NOTED.

REVISED - 10-22-01	REGION 2 / DISTRICT 2 STANDARD				F.A. RTE.	SECTION	COUNTY	TOTAL SHEETS	SHEET NO.
REVISED -					638	136T	HENRY	34	27
REVISED -					CONTRACT NO. 64A57				
REVISED -					FED. ROAD DIST. NO. ILLINOIS FED. AID PROJECT				
SCALE: 50.0000 / IN SHEET NO. OF SHEETS STA. TO STA.									

PLOT DATE = Tue Jan 29 11:45:09 2008