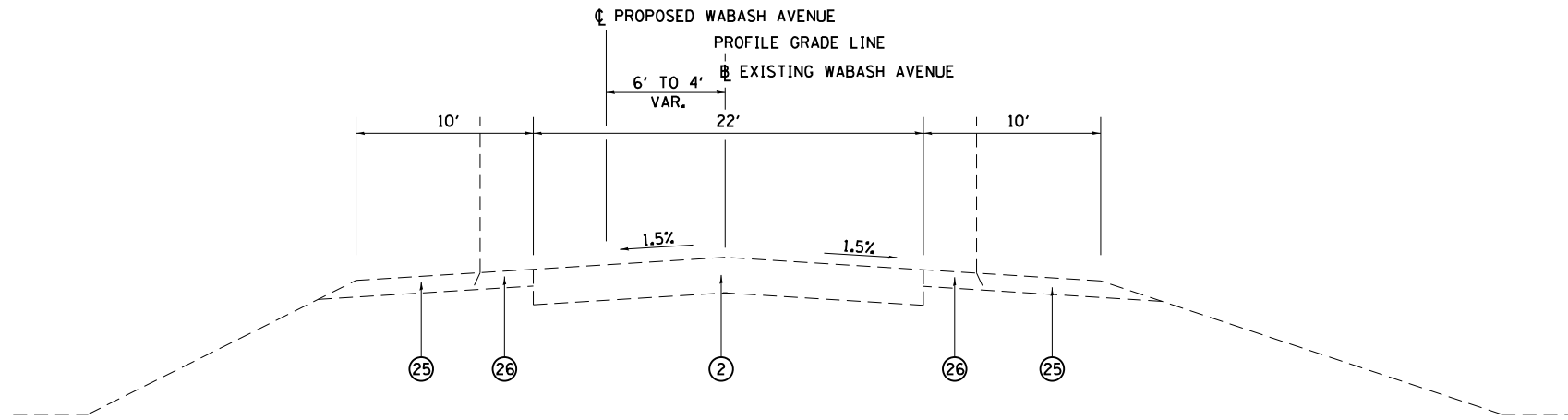
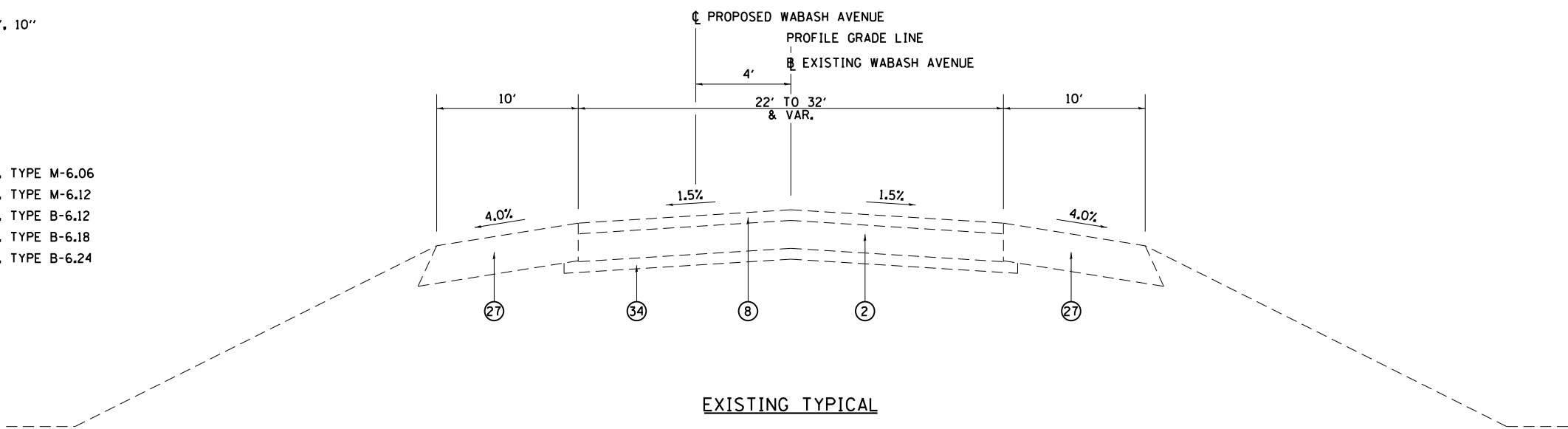


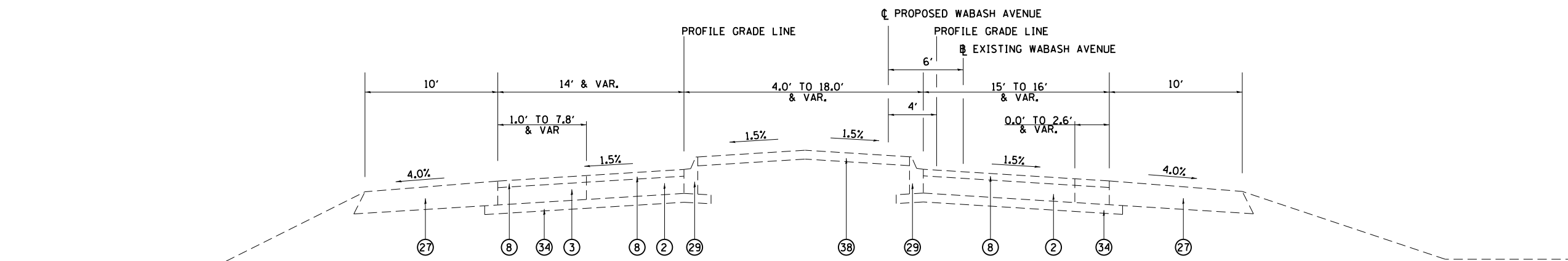
- ① EXISTING PCC PAVEMENT, 8"
- ② EXISTING PCC PAVEMENT, 9"
- ③ EXISTING PCC BASE COURSE, 9"
- ④ EXISTING HOT-MIX ASPHALT RESURFACING, 1 1/4"
- ⑤ EXISTING HOT-MIX ASPHALT RESURFACING, 1 1/2"
- ⑥ EXISTING HOT-MIX ASPHALT RESURFACING, 2 1/2"
- ⑦ EXISTING HOT-MIX ASPHALT RESURFACING, 1" TO 3 1/2" VAR.
- ⑧ EXISTING HOT-MIX ASPHALT RESURFACING, 4"
- ⑨ EXISTING HOT-MIX ASPHALT RESURFACING, 4 1/4"
- ⑩ EXISTING HOT-MIX ASPHALT RESURFACING, 5"
- ⑪ EXISTING HOT-MIX ASPHALT PAVEMENT, 7"
- ⑫ EXISTING HOT-MIX ASPHALT PAVEMENT, 8"
- ⑬ EXISTING HOT-MIX ASPHALT PAVEMENT, 8 1/2"
- ⑭ EXISTING HOT-MIX ASPHALT PAVEMENT, 9"
- ⑮ EXISTING HOT-MIX ASPHALT PAVEMENT, 10"
- ⑯ EXISTING HOT-MIX ASPHALT PAVEMENT, 10 1/2"
- ⑰ EXISTING HOT-MIX ASPHALT PAVEMENT, 11"
- ⑱ EXISTING HOT-MIX ASPHALT PAVEMENT, 11 1/2"
- ⑲ EXISTING HOT-MIX ASPHALT PAVEMENT, 12"
- ⑳ EXISTING HOT-MIX ASPHALT PAVEMENT, 13 "
- ㉑ EXISTING HOT-MIX ASPHALT PAVEMENT, 13 1/2"
- ㉒ EXISTING HOT-MIX ASPHALT W/ OIL & CHIP OVERLAY, 10"
- ㉓ EXISTING OIL & CHIP PAVEMENT, 6"
- ㉔ EXISTING OIL & CHIP PAVEMENT, 12" TO 15" VAR.
- ㉕ EXISTING AGGREGATE SHOULDERS
- ㉖ EXISTING HOT-MIX ASPHALT SHOULDERS, 8"
- ㉗ EXISTING HOT-MIX ASPHALT SHOULDERS, 12"
- ㉘ EXISTING HOT-MIX ASPHALT SHOULDERS, 15 1/4 "
- ㉙ EXISTING COMBINATION CONCRETE CURB AND GUTTER, TYPE M-6.06
- ㉚ EXISTING COMBINATION CONCRETE CURB AND GUTTER, TYPE M-6.12
- ㉛ EXISTING COMBINATION CONCRETE CURB AND GUTTER, TYPE B-6.12
- ㉜ EXISTING COMBINATION CONCRETE CURB AND GUTTER, TYPE B-6.18
- ㉝ EXISTING COMBINATION CONCRETE CURB AND GUTTER, TYPE B-6.24
- ㉞ EXISTING STABILIZED SUB-BASE, 4"
- ㉟ EXISTING LIME MODIFIED SUB-BASE, 12"
- ㊱ EXISTING SUB-BASE GRANULAR MATERIAL
- ㊲ EXISTING CONCRETE MEDIAN
- ㊳ EXISTING CONCRETE MEDIAN SURFACE, 4"
- ㊴ EXISTING SIDEWALK, 4"



EXISTING TYPICAL
STA. 338+00 TO STA. 347+88.00



EXISTING TYPICAL
STA. 347+88.00 TO STA. 351+81.00



EXISTING TYPICAL
STA. 351+81.00 TO STA. 355+44.00

| | | | | | | | | | | | | | |
|-------------|----------------------|-------------------|-----------|---|--|-----------|----|--------|----------------|---------|----------|-----------------|--------------|
| FILE NAME = | USER NAME = sparksgw | DESIGNED - JAW | REVISED - | STATE OF ILLINOIS DEPARTMENT OF TRANSPORTATION | WABASH AVENUE EXISTING TYPICAL SECTIONS | | | | F.A.U. RTE. | SECTION | COUNTY | TOTAL SHEETS | SHEET NO. |
| | | DRAWN - JCW | REVISED - | | SCALE: N/A | SHEET NO. | OF | SHEETS | STA. | TO STA. | SANGAMON | 679 | 28 |
| | | CHECKED - AWM | REVISED - | | CONTRACT NO. 72890 | | | | | | | | |
| | | DATE - 12/04/2013 | REVISED - | | ILLINOIS FED. AID PROJECT | | | | | | | | |