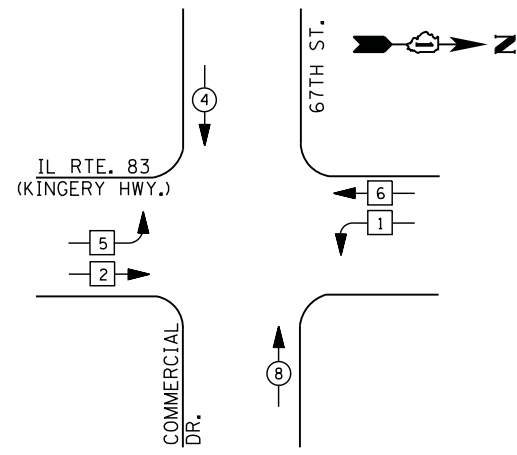


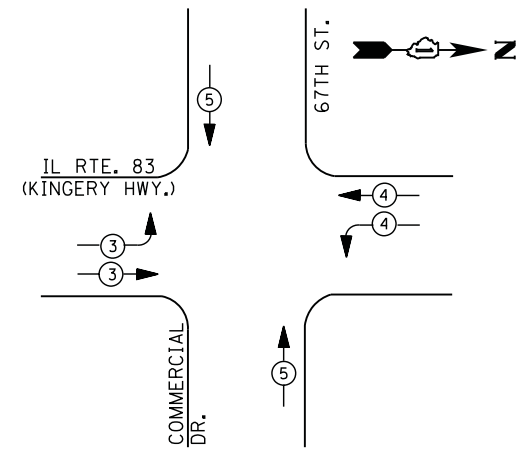
CONTROLLER SEQUENCE



LEGEND

- DUAL ENTRY PHASE
- PEDESTRIAN PHASE
- SINGLE ENTRY PHASE
- OVERLAP
- * NUMBER REFERS TO ASSOCIATED PHASE

PHASE DESIGNATION DIAGRAM



EMERGENCY VEHICLE PREEMPTION SEQUENCE

EMERGENCY VEHICLE PREEMPTORS			
EMERGENCY VEHICLE PREEMPTOR	3	4	5
MOVEMENT			

I. D. O. T.
 TRAFFIC SIGNAL INSTALLATION
 ELECTRICAL SERVICE REQUIREMENTS

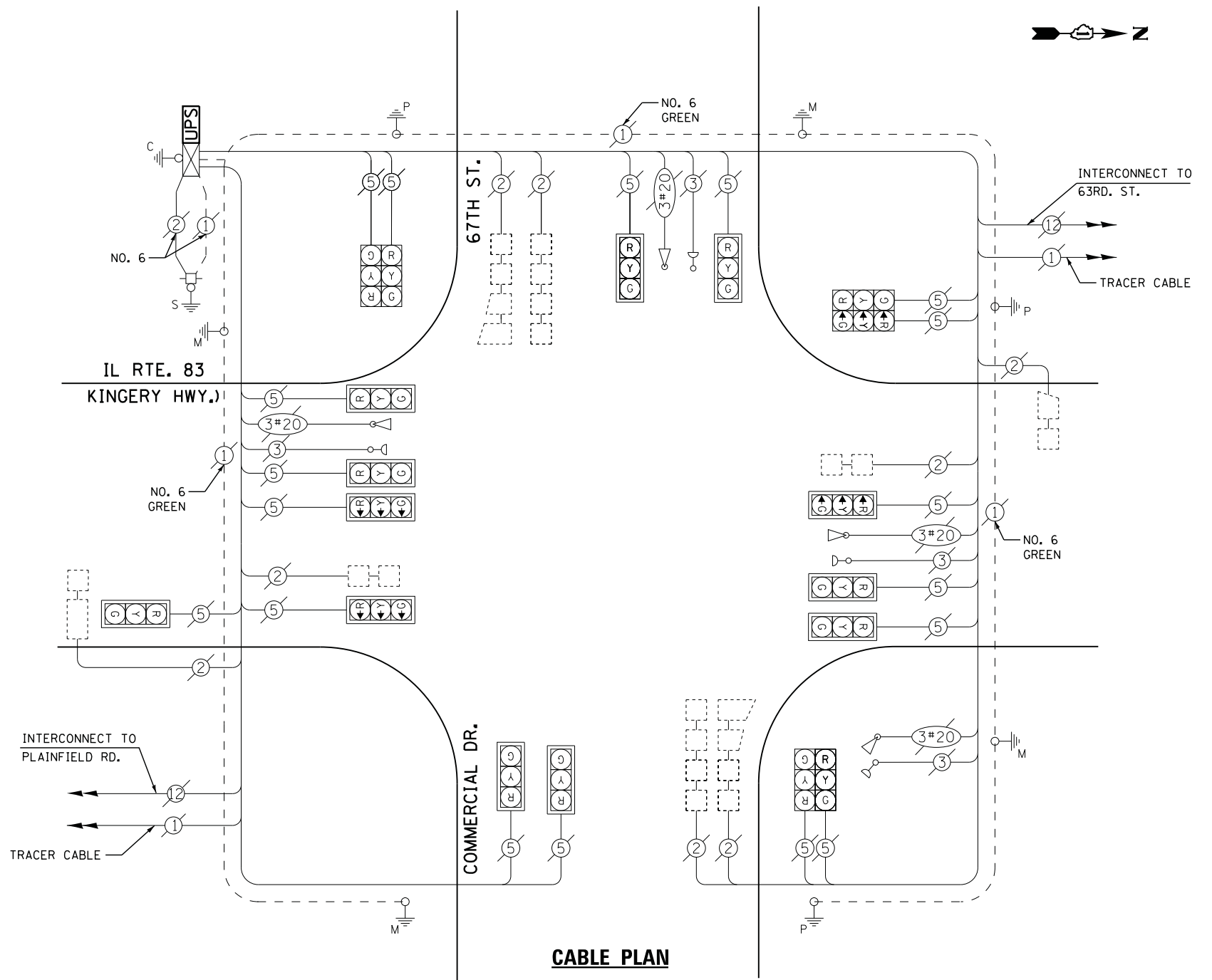
TYPE	NO. LAMPS	WATTAGE		% OPERATIONS	TOTAL WATTAGE
		INCAND.	LED		
SIGNAL (RED)	18	135	17	0.50	153
(YELLOW)	18	135	25	0.25	113
(GREEN)	18	135	15	0.25	68
ARROW	--	135	12	0.10	--
PED. SIGNAL	--	90	25	1.00	--
CONTROLLER	1	100	100	1.00	100
ILLUM. SIGN		252	25	0.05	
VIDEO SYSTEM		150	-	1.00	
FLASHER LED					

TOTAL = 434

ENERGY COSTS- BILLED TO: IDOT DISTRICT 1
 201 WEST CENTER COURT
 SCHAUMBURG, IL 60196-1096
 ENERGY SUPPLY - CONTACT ILYAS MOHIUDDIN
 PHONE 708-235-2692
 COMMONWEALTH EDISON

SCHEDULE OF QUANTITIES

QUANTITY	UNIT	ITEM
1	EACH	MAINTENANCE OF EXISTING TRAFFIC SIGNAL INSTALLATION
1	EACH	MODIFY EXISTING CONTROLLER CABINET
1	EACH	UNINTERRUPTABLE POWER SUPPLY, SPECIAL



CABLE PLAN

UPS SHALL BE INSTALLED ON LEFT SIDE OF CONTROLLER CABINET DUE TO PHYSICAL CONSTRAINT, OR AS DIRECTED BY THE ENGINEER

FILE NAME = N:\Projects\312062\DesignCAD\Sheet Files\12215_CAB_DUPPAGE.dgn
 USER NAME = *USER*
 PLOT SCALE = *SCALE*
 PLOT DATE = 2/5/2013

DESIGNED - DW
 DRAWN - JDH
 CHECKED - KMM
 DATE -
 REVISED -
 REVISED -
 REVISED -
 REVISED -

STATE OF ILLINOIS
 DEPARTMENT OF TRANSPORTATION

IL ROUTE 83 AT 67TH STREET
 SCHEDULE OF QUANTITIES, CABLE PLAN, PHASE DESIGNATION DIAGRAM
 AND EMERGENCY VEHICLE PREEMPTION SEQUENCE
 SCALE: N.T.S. SHEET NO. OF SHEETS STA. TO STA.

F.A. RTE. SECTION COUNTY TOTAL SHEETS SHEET NO.
 2012-082TS DUPAGE 88 88
 CONTRACT NO. 60W00
 ILLINOIS FED. AID PROJECT

TS# 12215
 WILLOWBROOK