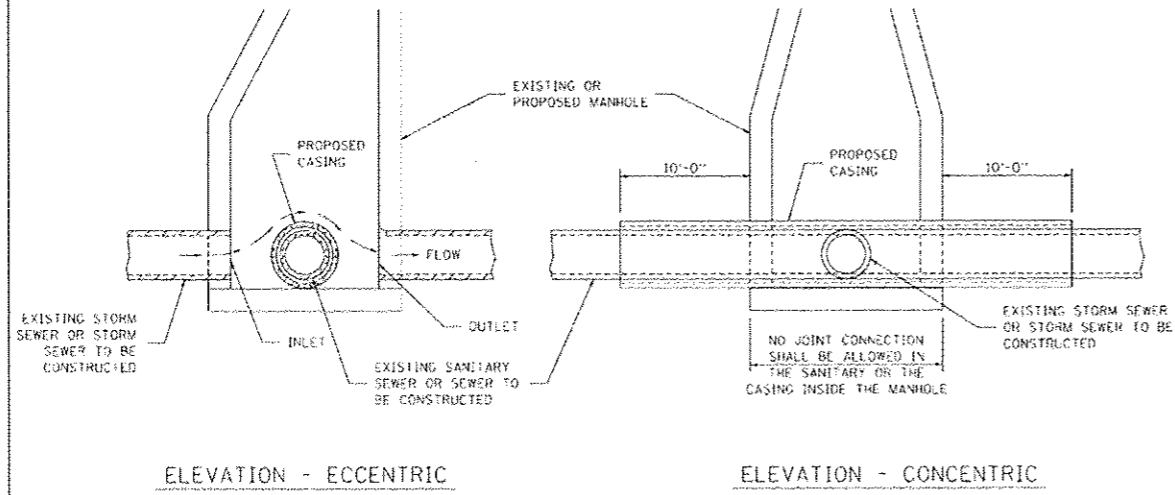


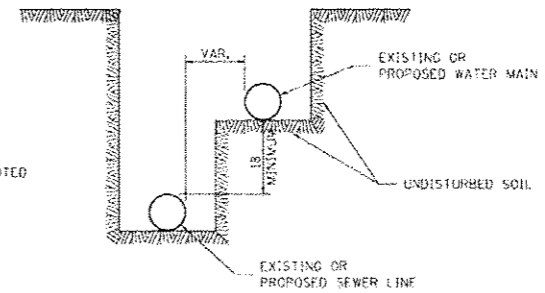
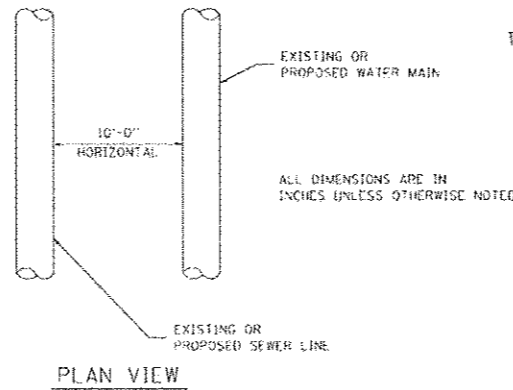
SEWER AND WATER MAIN CROSSINGS



THIS DETAIL IS FOR UNKNOWN UTILITIES UNLESS QUANTITIES ARE INCLUDED IN THE PLANS THE EXTRA WORK WILL BE PAID FOR IN ACCORDANCE WITH ARTICLE 109.04.

WHEN PROPOSED SEWER (OR WATER) IS LOCATED 10'-0" OR MORE FROM EXISTING WATER (OR SEWER) NO SPECIAL CONSTRUCTION REQUIRED.

WHEN PROPOSED SEWER (OR WATER) IS LOCATED LESS THAN 10'-0" FROM EXISTING WATER (OR SEWER) DETAILS BELOW SHALL APPLY.

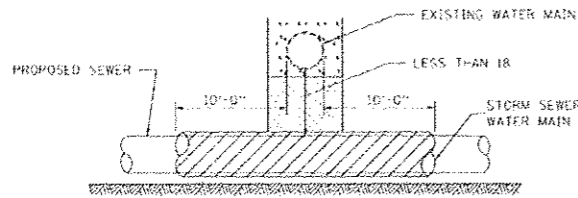


CASING SHALL BE CAST IRON WITH AN INSIDE DIAMETER 2" LARGER IN DIAMETER THAN ENCASED PIPE OUTSIDE DIAMETER WITH BOTH ENDS OF CASING SEALED

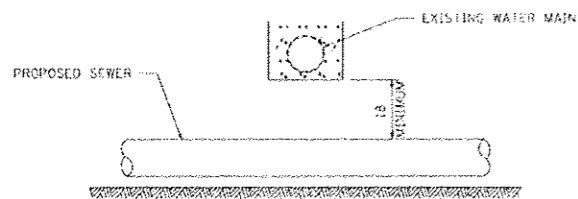
AT GRADE CROSSING OF SANITARY AND STORM SEWER

ALL DIMENSIONS ARE IN INCHES UNLESS OTHERWISE NOTED

POINT LOADS SHALL NOT BE ALLOWED BETWEEN SEWER OR SEWER CASING AND WATER MAIN
PROVIDE ADEQUATE SUPPORT FOR EXISTING WATER MAIN TO PREVENT DAMAGE DUE TO SETTLEMENT OF SEWER TRENCH



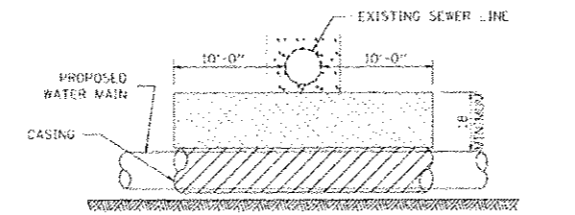
PROVIDE ADEQUATE SUPPORT FOR EXISTING WATER MAIN TO PREVENT DAMAGE DUE TO SETTLEMENT OF SEWER TRENCH
MAINTAIN 18 MINIMUM VERTICAL SEPARATION FOR 10 FT. HORIZONTALLY



ALL DIMENSIONS ARE IN INCHES UNLESS OTHERWISE NOTED

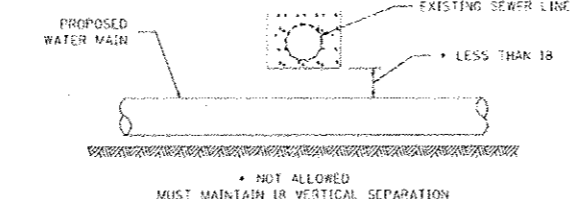
PROPOSED SEWER LINE BELOW EXISTING WATER MAIN

PROVIDE ADEQUATE SUPPORT FOR EXISTING SEWER LINE TO PREVENT DAMAGE DUE TO SETTLEMENT
PLACE TRENCH BACKFILL FOR 10 FT. ON EITHER SIDE OF SEWER LINE



CASING SHALL BE CAST IRON WITH AN INSIDE DIAMETER 2" LARGER IN DIAMETER THAN ENCASED PIPE OUTSIDE DIAMETER WITH BOTH ENDS OF CASING SEALED

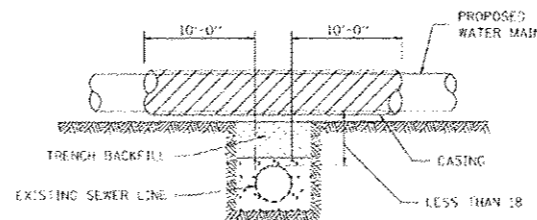
PROVIDE ADEQUATE SUPPORT FOR EXISTING WATER MAIN TO PREVENT DAMAGE DUE TO SETTLEMENT OF SEWER TRENCH
MAINTAIN 18 MINIMUM VERTICAL SEPARATION FOR 10 FT. HORIZONTALLY



ALL DIMENSIONS ARE IN INCHES UNLESS OTHERWISE NOTED

PROPOSED WATER MAIN BELOW EXISTING SEWER LINE

POINT LOADS SHALL NOT BE ALLOWED BETWEEN WATER MAIN OR WATER MAIN CASING AND SEWER

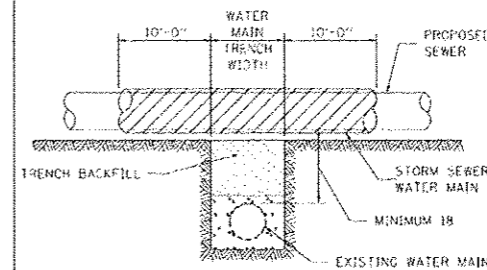


CASING SHALL BE CAST IRON WITH AN INSIDE DIAMETER 2" LARGER IN DIAMETER THAN ENCASED PIPE OUTSIDE DIAMETER WITH BOTH ENDS OF CASING SEALED

ALL DIMENSIONS ARE IN INCHES UNLESS OTHERWISE NOTED

PROPOSED WATER MAIN ABOVE EXISTING SEWER LINE

PROVIDE ADEQUATE SUPPORT FOR SEWER TO PREVENT SETTLING AND BREAKING THE WATER MAIN.



ALL DIMENSIONS ARE IN INCHES UNLESS OTHERWISE NOTED

EXISTING WATER MAIN BELOW PROPOSED SEWER LINE WITH MINIMUM 18 VERTICAL SEPARATION

FILE NAME District 2 Standard	USER NAME 20171010-101008-2	DESIGNED -	REVISED 10-17-11
	PLT SCALE 1/8" = 1'-0"	DRAWN -	REVISED -
	PLT DATE 11-19-2012	CHECKED -	REVISED -
		DATE -	REVISED -

STATE OF ILLINOIS
DEPARTMENT OF TRANSPORTATION

REGION 2 / DISTRICT 2 STANDARD

SCALE	SHEET NO. OF SHEETS	STA. TO STA.	F.A. DATE	SECTION	COUNTY	TOTAL SHEET NO.
CONTRACT NO.						

SEWER AND WATER MAIN CROSSINGS 32.1

REVISIONS	DESCRIPTION	DATE
No.		

Missman, Inc.
Professional Engineers & Land Surveyors

Rock Island, IL • Bettendorf, IA • Rockford, IL • Sycamore, IL
(815) 798-7644 • (815) 344-0289 • (815) 965-6400 • (815) 885-3825
www.missman.com

STATE STREET RE-CONSTRUCTION
GENESEO, ILLINOIS
DISTRICT STANDARDS - 4

Missman Project No:
A10M008

File Name:
A10M008.DISTRICT

Field Book No: ###

Drawn By: WKS

Checked By: JLM

Date: 11/19/2012

64

Sheet 64 of 99