

SUMMARY OF QUANTITIES

CONSTRUCTION TYPE CODE 0021
HSIP FUNDS (90% FEDERAL / 10% LOCAL)

CODE NO.	ITEM	UNIT	TOTAL QUANTITY	Fabyan Parkway @ South Mill Creek Drive	Fabyan Parkway @ Viking/Branson Drives	Fabyan Parkway @ Waimart Entrance	Fabyan Parkway @ Randall Road	Fabyan Parkway @ Bent Tree Drive	Fabyan Parkway @ Western Avenue	Fabyan Parkway @ IL 31 (Batavia Avenue)	Fabyan Parkway @ IL 25 (Crissey / Washington Avenue)	Fabyan Parkway @ Raddant Road	Orchard Road @ Jericho Road	Orchard Road @ Prairie Street	Orchard Road @ Coach & Surrey Lane	Orchard Road @ Galena Boulevard	Orchard Road @ Illinois Avenue	Orchard Rd @ West Indian Trail	Orchard Road @ Commercial (Home Depot) Entrance	Orchard Road @ Sullivan Road	Orchard Road @ I-88 EB Ramps	Orchard Road @ I-88 WB Ramps	Orchard Road @ Orchard Gateway Boulevard	Orchard Road @ Oak Street	Orchard Road @ White Oak Drive	Orchard Road @ Comiskey Avenue	Randall Road @ Orchard Road / Mooseheart Road	Randall Road @ Main Street	Randall Road @ Wilson Street	Randall Road @ McKee Street	Randall Road @ Mill Street	Hughes Road (Roadway)	Fabyan Parkway (Roadway)	Orchard Road (Roadway)	Randall Road (Roadway)				
85000200	MAINTENANCE OF EXISTING TRAFFIC SIGNAL INSTALLATION	EACH	28	1	1	1	1	1	1	1	1	1	1	1	1	1	1	1	1	1	1	1	1	1	1	1	1	1	1	1	1	1	1	1	1				
87300010	GROUNDING EXISTING HANDHOLE FRAME AND COVER	EACH	110	6	8				8			9						4	5	5	6	8																	
87301215	ELECTRIC CABLE IN CONDUIT, SIGNAL NO. 14 2C	FOOT	11635	1279	197	495		450	824			405	1255	919	378		1521	809		954			567		905	194			344	79	60								
87301225	ELECTRIC CABLE IN CONDUIT, SIGNAL NO. 14 3C	FOOT	20116	1396	500	1070		604	1199			1146	1934	954	1003		2040	851		1098			581		1514	798	657	399	801	864	707								
87301245	ELECTRIC CABLE IN CONDUIT, SIGNAL NO. 14 5C	FOOT	48083	1574	1479	3346		1256	2496			2090	1894	2287	1464		1765	2857	1154	2150	3158	3465			2120	2265	3453	1841	1801	2092	2080								
87301255	ELECTRIC CABLE IN CONDUIT, SIGNAL NO. 14 7C	FOOT	34016	1890	2050	1734		1436	1413			1469	2097	1693	858		2636	2069	275	1506	667	590			1640	539	1974	1467	2079	1976	1962								
87301805	ELECTRIC CABLE IN CONDUIT, SERVICE, NO. 6 2 C	FOOT	4292																		1360	1370																	
87301900	ELECTRIC CABLE IN CONDUIT, EQUIPMENT GROUNDING CONDUCTOR, NO. 6 1C	FOOT	24552	549	400	624		633	703				491	3560	1630	1068		1671	619	553	724	1812	1950	22		541	489	1250	1076	1122	1012	1038	475	109	131	300			
87502440	TRAFFIC SIGNAL POST, GALVANIZED STEEL 10 FT.	EACH	35	2		1		1	2			2	2	3	2		4	3		2			1		2	1		2	3	2									
87502500	TRAFFIC SIGNAL POST, GALVANIZED STEEL 16 FT.	EACH	57	2	2	3		3	4			4	4	3			4	2			2	1			4	2	1	3	4	3			2	2	2				
87502520	TRAFFIC SIGNAL POST, GALVANIZED STEEL 18 FT.	EACH	5									1																							2			2	
87700200	STEEL MAST ARM ASSEMBLY AND POLE, 32 FT.	EACH	1																																				
87700220	STEEL MAST ARM ASSEMBLY AND POLE, 36 FT.	EACH	1																																				
87700240	STEEL MAST ARM ASSEMBLY AND POLE, 40 FT.	EACH	1																																				
87700250	STEEL MAST ARM ASSEMBLY AND POLE, 42 FT.	EACH	1																																				
87700270	STEEL MAST ARM ASSEMBLY AND POLE, 46 FT.	EACH	2																																				
87700280	STEEL MAST ARM ASSEMBLY AND POLE, 48 FT.	EACH	1																																				
87702880	STEEL COMBINATION MAST ARM ASSEMBLY AND POLE 30 FT.	EACH	3										1																										
87702890	STEEL COMBINATION MAST ARM ASSEMBLY AND POLE 32 FT.	EACH	1											1																									
87702900	STEEL COMBINATION MAST ARM ASSEMBLY AND POLE 34 FT.	EACH	1																																				
87702910	STEEL COMBINATION MAST ARM ASSEMBLY AND POLE 36 FT.	EACH	5	1																																			
87702920	STEEL COMBINATION MAST ARM ASSEMBLY AND POLE 38 FT.	EACH	5	1	2																																		
87702930	STEEL COMBINATION MAST ARM ASSEMBLY AND POLE 40 FT.	EACH	8					1	2																														
87702940	STEEL COMBINATION MAST ARM ASSEMBLY AND POLE 42 FT.	EACH	8	1		1																																	
87702950	STEEL COMBINATION MAST ARM ASSEMBLY AND POLE 44 FT.	EACH	2																																				
87702960	STEEL COMBINATION MAST ARM ASSEMBLY AND POLE 46 FT.	EACH	3																																				
87702970	STEEL COMBINATION MAST ARM ASSEMBLY AND POLE 48 FT.	EACH	8		2				1																														
87702980	STEEL COMBINATION MAST ARM ASSEMBLY AND POLE 50 FT.	EACH	4					1																															
87702985	STEEL COMBINATION MAST ARM ASSEMBLY AND POLE 52 FT.	EACH	10																																				
87702990	STEEL COMBINATION MAST ARM ASSEMBLY AND POLE 54 FT.	EACH	5	1																																			
87703000	STEEL COMBINATION MAST ARM ASSEMBLY AND POLE 55 FT.	EACH	2			1																																	
87703020	STEEL COMBINATION MAST ARM ASSEMBLY AND POLE 58 FT.	EACH	1																																				
87703030	STEEL COMBINATION MAST ARM ASSEMBLY AND POLE 60 FT.	EACH	3																																				
87703040	STEEL COMBINATION MAST ARM ASSEMBLY AND POLE 62 FT.	EACH	2			2																																	
87703050	STEEL COMBINATION MAST ARM ASSEMBLY AND POLE 64 FT.	EACH	1																																				
87703070	STEEL COMBINATION MAST ARM ASSEMBLY AND POLE 66 FT.	EACH	5					1																															
87800100	CONCRETE FOUNDATION, TYPE A	FOOT	320	16	8	16		16	12				8	8	16	20		32	20		12	8	4	4		24	12	4	12	8	12	8	16	8	8	8			
87800415	CONCRETE FOUNDATION, TYPE E 36-INCH DIAMETER	FOOT	924	50	58	28		15	52				56	63	39	37		60	30	35	28	37	37			41	26	28	50	50	56	48							
87800420	CONCRETE FOUNDATION, TYPE E 42-INCH DIAMETER	FOOT	276			42		25						25	21												21		42										
87900200	DRILL EXISTING HANDHOLE	EACH	257	4	12	13		12	13				12	14	14	12		19	16	5	12	7	11	1		16	12	12	10	10	9	10					1		
87900205	DRILL EXISTING HEAVY DUTY HANDHOLE	EACH	31	10																																			
88030020	SIGNAL HEAD, LED, 1-FACE, 3-SECTION, MAST-ARM MOUNTED	EACH	150	5	4	8		9	6				6	8	6	5		6	8	6	6	7	7			6	6	9	9	7	7	9							
88030050	SIGNAL HEAD, LED, 1-FACE, 3-SECTION, BRACKET MOUNTED	EACH	59	1	2	3		6	6				2	1	4	2		1	2	4		5	6			4	4	4	1										
88030070	SIGNAL HEAD, LED, 1-FACE, 4-SECTION, BRACKET MOUNTED	EACH	66	4	4	2		2	4				4	2	4	1		4	4	2	4	1	1			4	1	2	4	4	4	4							
88030080	SIGNAL HEAD, LED, 1-FACE, 4-SECTION, MAST ARM MOUNTED	EACH	68	4	4	2		2	4				4	6	4	1		4	4		4	1	1			4	1</												

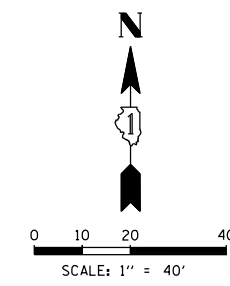
REMOVAL AND RELOCATION NOTES:

THE FOLLOWING ITEMS SHALL BE REMOVED BY THE CONTRACTOR AND SHALL BE DISPOSED OF BY THEM OUTSIDE THE RIGHT-OF-WAY AT THEIR EXPENSE. THE SALVAGE VALUE OF THE REMOVED EQUIPMENT SHALL BE REFLECTED IN THE CONTRACT BID PRICE.

- 4 EACH STEEL MAST ARM ASSEMBLY AND POST
- 2 EACH TRAFFIC SIGNAL POST
- 4 EACH 3-SECTION SIGNAL HEAD
- 8 EACH 5-SECTION SIGNAL HEAD
- 8 EACH PEDESTRIAN SIGNAL HEAD
- 7 EACH PEDESTRIAN PUSH-BUTTON
- 8 EACH TRAFFIC SIGNAL BACKPLATE

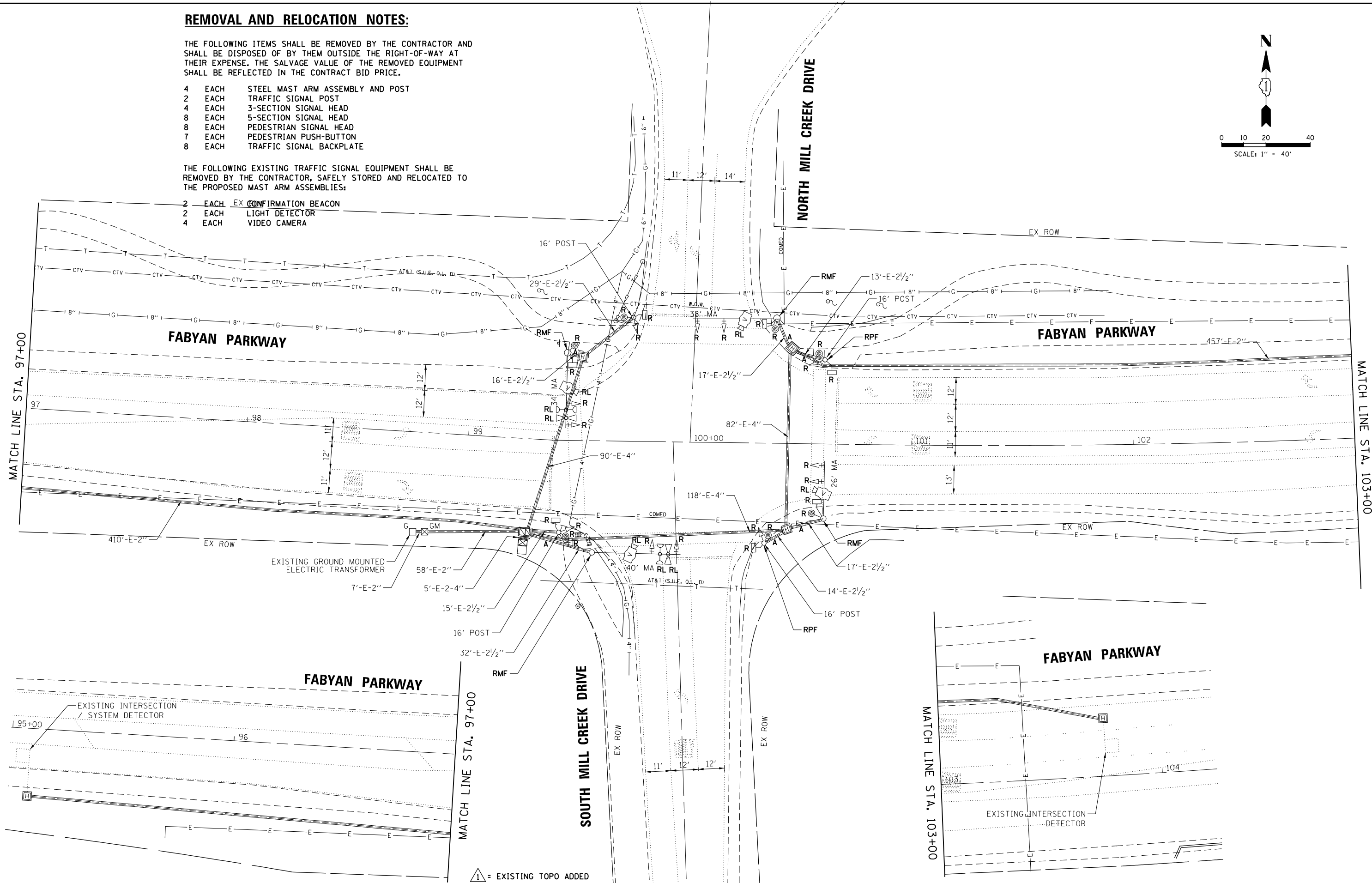
THE FOLLOWING EXISTING TRAFFIC SIGNAL EQUIPMENT SHALL BE REMOVED BY THE CONTRACTOR, SAFELY STORED AND RELOCATED TO THE PROPOSED MAST ARM ASSEMBLIES:

- 2 EACH EX CONFIRMATION BEACON
- 2 EACH LIGHT DETECTOR
- 4 EACH VIDEO CAMERA



DATE	BY	DATE	BY
DATE	BY	DATE	BY

TS SHT NO. 8



△ = EXISTING TOPO ADDED

FILE NAME 002.Fabyan-MillCreek 01.REM	USER NAME = fbariso	DESIGNED - TFS	REVISED - 4-12-2019	STATE OF ILLINOIS DEPARTMENT OF TRANSPORTATION	TRAFFIC SIGNAL REMOVAL PLAN FABYAN PARKWAY AND MILL CREEK DRIVE		F.A.P. RTE.	SECTION	COUNTY	TOTAL SHEETS	SHEET NO.			
		DRAWN - FPB	REVISED -		SCALE:	SHEET NO.	OF SHEETS	STA.	TO STA.	VAR.	12-00424-00-SP	KANE	171	49
		CHECKED - GMZ	REVISED -		CONTRACT NO. 61E74									
		DATE - 4/15/2019	REVISED -		FED. ROAD DIST. NO. ILLINOIS FED. AID PROJECT HSJIP-W3HX(781)									

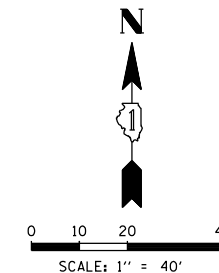
REMOVAL AND RELOCATION NOTES:

THE FOLLOWING ITEMS SHALL BE REMOVED BY THE CONTRACTOR AND SHALL BE DISPOSED OF BY THEM OUTSIDE THE RIGHT-OF-WAY AT THEIR EXPENSE. THE SALVAGE VALUE OF THE REMOVED EQUIPMENT SHALL BE REFLECTED IN THE CONTRACT BID PRICE.

- 4 EACH STEEL MAST ARM ASSEMBLY AND POST
- 4 EACH LUMINAIRE
- 2 EACH TRAFFIC SIGNAL POST
- 4 EACH 3-SECTION SIGNAL HEAD
- 8 EACH 5-SECTION SIGNAL HEAD
- 2 EACH PEDESTRIAN SIGNAL HEAD
- 2 EACH PEDESTRIAN PUSH-BUTTON
- 8 EACH TRAFFIC SIGNAL BACKPLATE

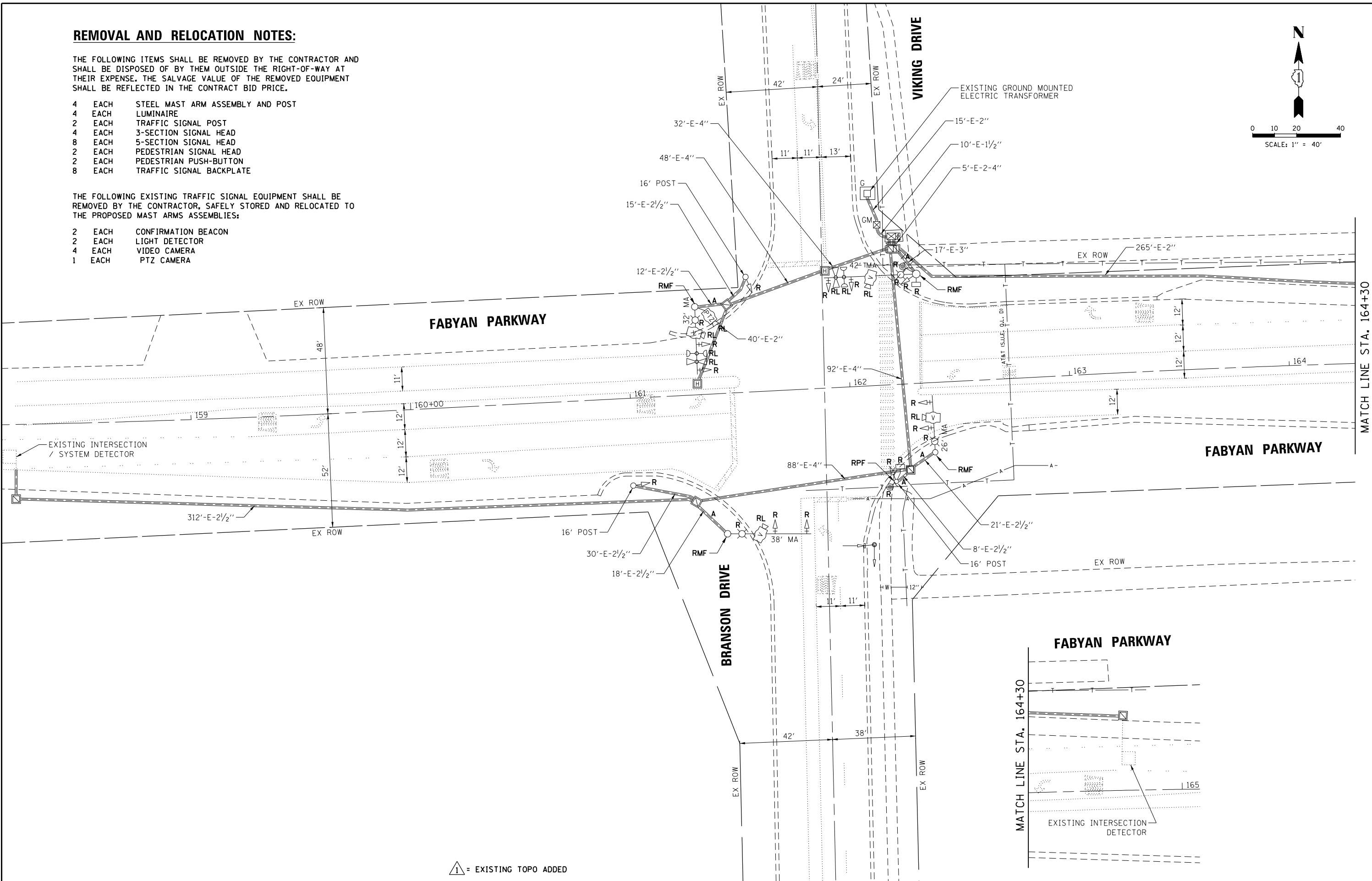
THE FOLLOWING EXISTING TRAFFIC SIGNAL EQUIPMENT SHALL BE REMOVED BY THE CONTRACTOR, SAFELY STORED AND RELOCATED TO THE PROPOSED MAST ARMS ASSEMBLIES:

- 2 EACH CONFIRMATION BEACON
- 2 EACH LIGHT DETECTOR
- 4 EACH VIDEO CAMERA
- 1 EACH PTZ CAMERA



DATE	BY	DATE
	BY	DATE
PLAN	SURVEYED	DATE
	ALIGNED	DATE
NOTE BOOK NO.	CHECKED	DATE
	NOTED	DATE
ENGINEERING LTD.	DESIGNED	DATE
	DRAWN	DATE
ROAD, SULLY, ILLINOIS	CHECKED	DATE
	NOTED	DATE
ROAD, SULLY, ILLINOIS	DESIGNED	DATE
	DRAWN	DATE
ROAD, SULLY, ILLINOIS	CHECKED	DATE
	NOTED	DATE

TS SHT NO. 12



△ = EXISTING TOPO ADDED

FILE NAME 003_Fabyan-Viking 01.REM	USER NAME = fbariso	DESIGNED - TFS	REVISED - △ 4-12-2019	STATE OF ILLINOIS DEPARTMENT OF TRANSPORTATION	TRAFFIC SIGNAL REMOVAL PLAN FABYAN PARKWAY AND BRANSON DRIVE / VIKING DRIVE			F.A.P. RTE.	SECTION	COUNTY	TOTAL SHEETS	SHEET NO.
		DRAWN - FPB	REVISED -		VAR.	12-00424-00-SP	KANE	171	53			
		CHECKED - GMZ	REVISED -		CONTRACT NO. 61E74							
		DATE - 4/15/2019	REVISED -		SCALE:	SHEET NO.	OF SHEETS	STA.	TO STA.	FED. ROAD DIST. NO.	ILLINOIS FED. AID PROJECT	HSJP-W3HX(781)

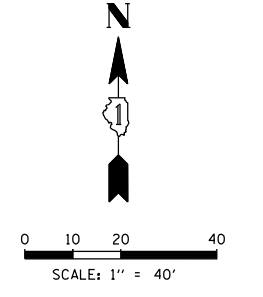
REMOVAL AND RELOCATION NOTES:

THE FOLLOWING ITEMS SHALL BE REMOVED BY THE CONTRACTOR AND SHALL BE DISPOSED OF BY THEM OUTSIDE THE RIGHT-OF-WAY AT THEIR EXPENSE. THE SALVAGE VALUE OF THE REMOVED EQUIPMENT SHALL BE REFLECTED IN THE CONTRACT BID PRICE.

- 4 EACH STEEL MAST ARM ASSEMBLY AND POST
- 4 EACH LUMINAIRE
- 2 EACH TRAFFIC SIGNAL POST
- 4 EACH PEDESTRIAN SIGNAL HEAD
- 4 EACH PEDESTRIAN PUSH-BUTTON
- 7 EACH 3-SECTION SIGNAL HEAD
- 10 EACH 5-SECTION SIGNAL HEAD
- 10 EACH TRAFFIC SIGNAL BACKPLATE

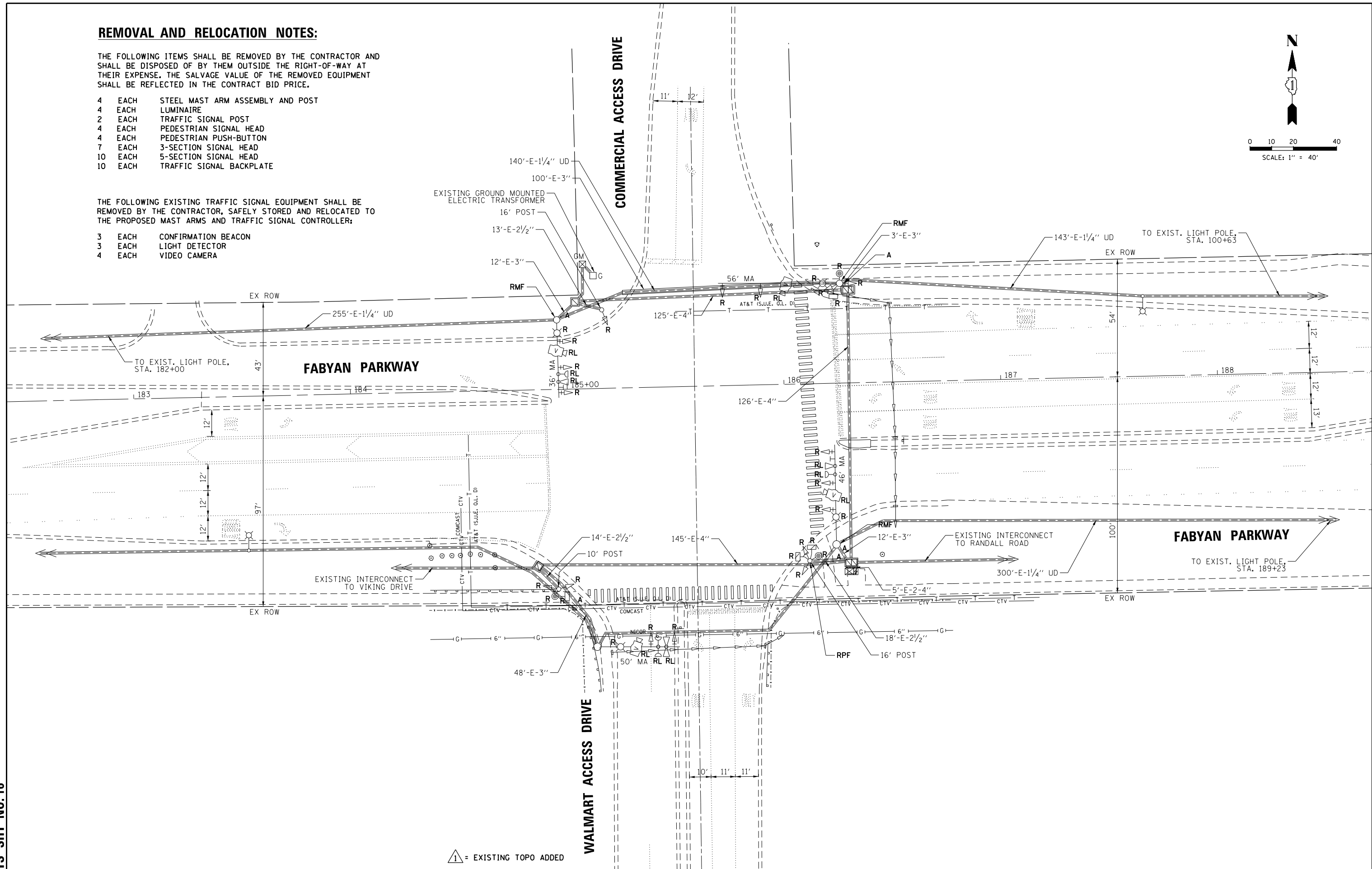
THE FOLLOWING EXISTING TRAFFIC SIGNAL EQUIPMENT SHALL BE REMOVED BY THE CONTRACTOR, SAFELY STORED AND RELOCATED TO THE PROPOSED MAST ARMS AND TRAFFIC SIGNAL CONTROLLER:

- 3 EACH CONFIRMATION BEACON
- 3 EACH LIGHT DETECTOR
- 4 EACH VIDEO CAMERA



DATE	BY	DATE	BY
PLAN	NOTE BOOK NO.	PROFILE	NOTE BOOK NO.
SURVEYED	ALIGNED	SURVEYED	ALIGNED
RT. OF WAY CHECKED	ADJUSTED	GRADES CHECKED	ADJUSTED
DATE	FILE NAME	DATE	FILE NAME

TS SHT NO. 16



= EXISTING TOPO ADDED

FILE NAME 004.Fabyan-Walmart 01.REM	USER NAME = fbariso	DESIGNED - TFS	REVISED - 4-12-2019	STATE OF ILLINOIS DEPARTMENT OF TRANSPORTATION	TRAFFIC SIGNAL REMOVAL PLAN FABYAN PARKWAY AND WALMART ACCESS DRIVE	F.A.P. RTE.	SECTION	COUNTY	TOTAL SHEETS	SHEET NO.	
		DRAWN - FPB	REVISED -			VAR.	12-00424-00-SP	KANE	171	57	
		CHECKED - GMZ	REVISED -			CONTRACT NO. 61E74					
		DATE - 4/15/2019	REVISED -			SCALE:	SHEET NO.	OF SHEETS	STA.	TO STA.	FED. ROAD DIST. NO.

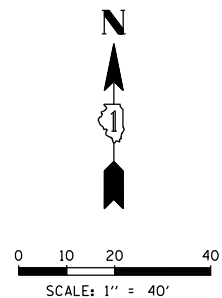
REMOVAL AND RELOCATION NOTES:

THE FOLLOWING ITEMS SHALL BE REMOVED BY THE CONTRACTOR AND SHALL BE DISPOSED OF BY THEM OUTSIDE THE RIGHT-OF-WAY AT THEIR EXPENSE. THE SALVAGE VALUE OF THE REMOVED EQUIPMENT SHALL BE REFLECTED IN THE CONTRACT BID PRICE.

- 4 EACH STEEL MAST ARM ASSEMBLY AND POST
- 3 EACH TRAFFIC SIGNAL POST
- 10 EACH 3-SECTION SIGNAL HEAD
- 8 EACH 5-SECTION SIGNAL HEAD
- 4 EACH PEDESTRIAN SIGNAL HEAD
- 4 EACH PEDESTRIAN PUSH-BUTTON
- 10 EACH TRAFFIC SIGNAL BACKPLATE
- 4 EACH LUMINAIRE

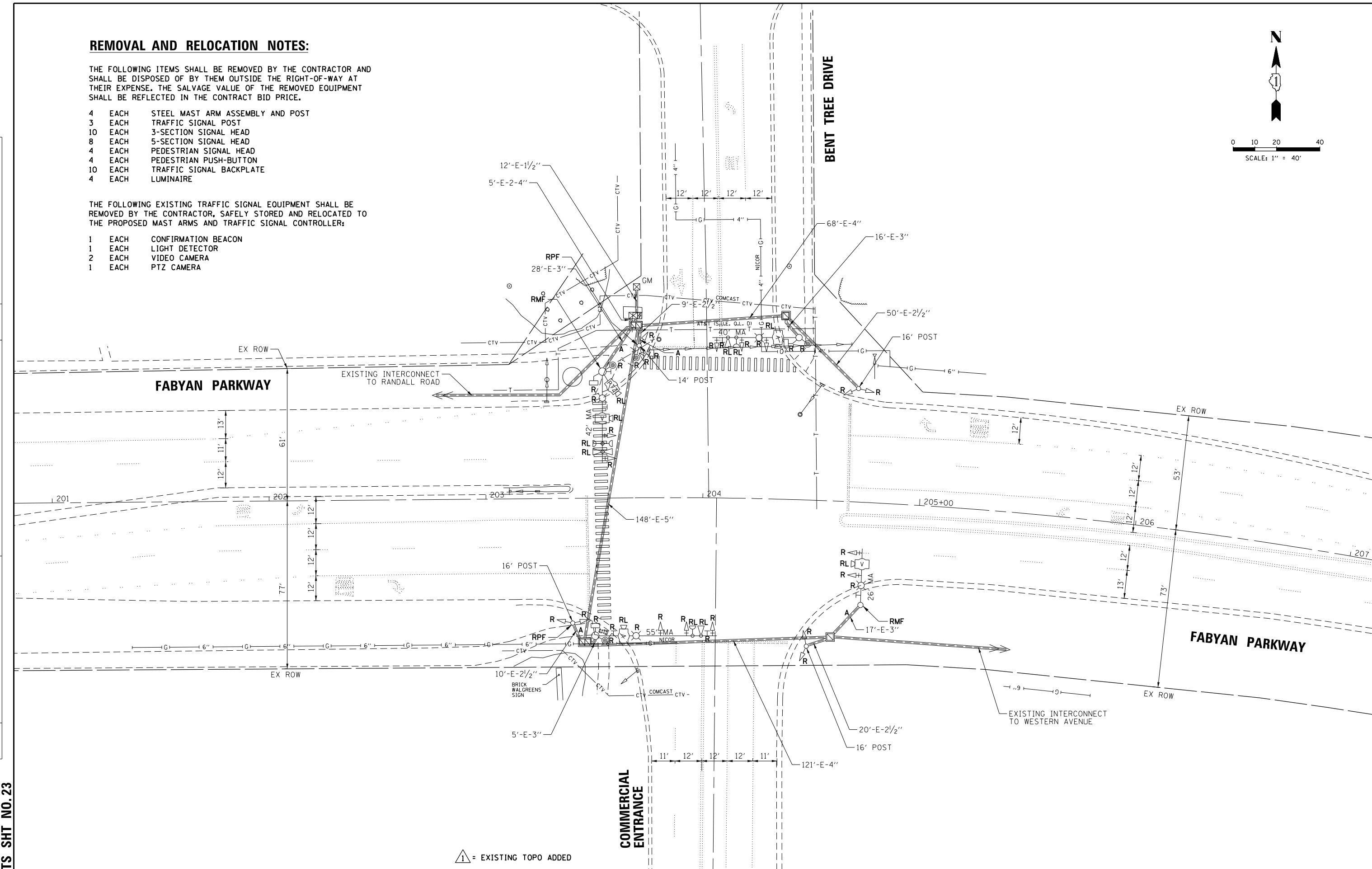
THE FOLLOWING EXISTING TRAFFIC SIGNAL EQUIPMENT SHALL BE REMOVED BY THE CONTRACTOR, SAFELY STORED AND RELOCATED TO THE PROPOSED MAST ARMS AND TRAFFIC SIGNAL CONTROLLER:

- 1 EACH CONFIRMATION BEACON
- 1 EACH LIGHT DETECTOR
- 2 EACH VIDEO CAMERA
- 1 EACH PTZ CAMERA



<p>PROFILE SURVEYED _____ GRADES CHECKED _____ E.L.M. NOTED _____ STRUCTURE NOTATIONS OKWD _____</p> <p>NOTE BOOK NO. _____</p>	<p>PLAN SURVEYED _____ ALIGNMENT CHECKED _____ RT. OF WAY CHECKED _____ CADD FILE NAME _____</p> <p>NOTE BOOK NO. _____</p>
<p>BY _____ DATE _____</p> <p>BY _____ DATE _____</p>	<p>BY _____ DATE _____</p> <p>BY _____ DATE _____</p>

CHRISTOPHER B. BURKE ENGINEERING LTD.
 9575 West Higgins Road, Suite 600
 Rosemont, Illinois 60018
 (630) 922-5938



\triangle = EXISTING TOPO ADDED

TS SHT NO. 23

FILE NAME 005.Fabyan-Bent Tree 01.REM	USER NAME = fbariso	DESIGNED - TFS	REVISED - \triangle 4-12-2019	STATE OF ILLINOIS DEPARTMENT OF TRANSPORTATION	TRAFFIC SIGNAL REMOVAL PLAN FABYAN PARKWAY AND BENT TREE DRIVE	F.A.P. RTE.	SECTION	COUNTY	TOTAL SHEETS	SHEET NO.	
		DRAWN - FPB	REVISED -			VAR.	12-00424-00-SP	KANE	171	64	
		CHECKED - GMZ	REVISED -			CONTRACT NO. 61E74					
		DATE - 4/15/2019	REVISED -			SCALE:	SHEET NO.	OF SHEETS	STA.	TO STA.	FED. ROAD DIST. NO.

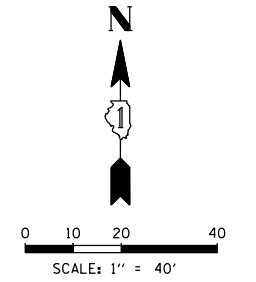
REMOVAL AND RELOCATION NOTES:

THE FOLLOWING ITEMS SHALL BE REMOVED BY THE CONTRACTOR AND SHALL BE DISPOSED OF BY THEM OUTSIDE THE RIGHT-OF-WAY AT THEIR EXPENSE. THE SALVAGE VALUE OF THE REMOVED EQUIPMENT SHALL BE REFLECTED IN THE CONTRACT BID PRICE.

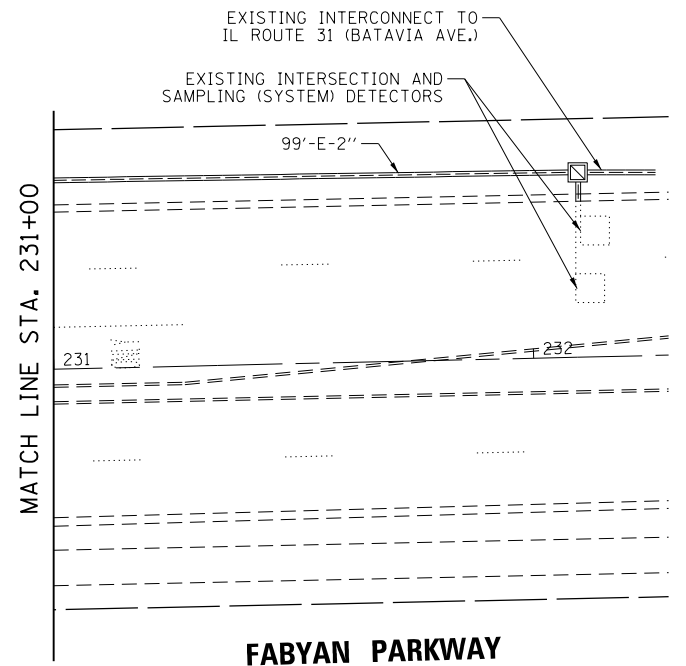
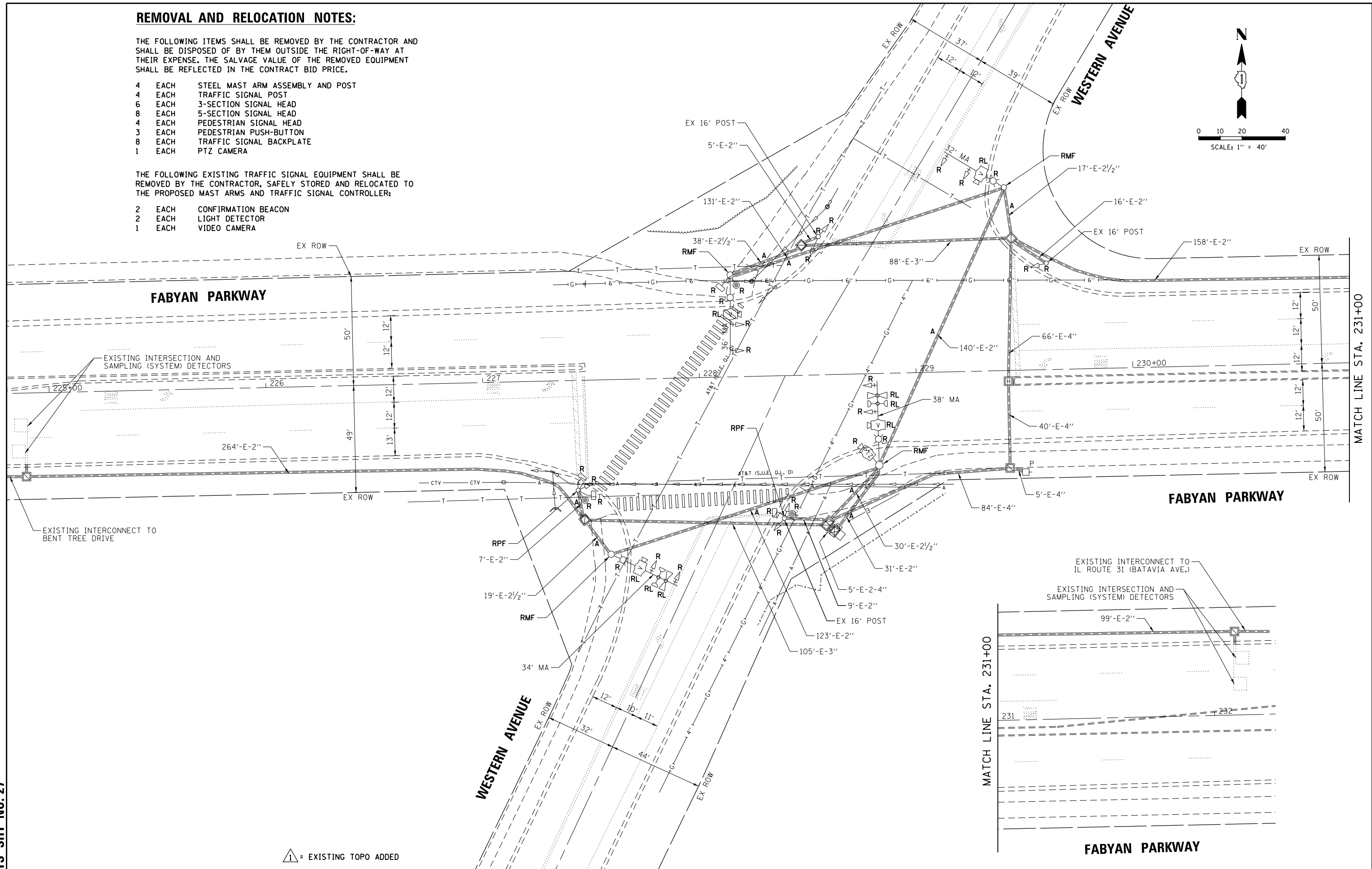
- 4 EACH STEEL MAST ARM ASSEMBLY AND POST
- 4 EACH TRAFFIC SIGNAL POST
- 6 EACH 3-SECTION SIGNAL HEAD
- 8 EACH 5-SECTION SIGNAL HEAD
- 4 EACH PEDESTRIAN SIGNAL HEAD
- 3 EACH PEDESTRIAN PUSH-BUTTON
- 8 EACH TRAFFIC SIGNAL BACKPLATE
- 1 EACH PTZ CAMERA

THE FOLLOWING EXISTING TRAFFIC SIGNAL EQUIPMENT SHALL BE REMOVED BY THE CONTRACTOR, SAFELY STORED AND RELOCATED TO THE PROPOSED MAST ARMS AND TRAFFIC SIGNAL CONTROLLER:

- 2 EACH CONFIRMATION BEACON
- 2 EACH LIGHT DETECTOR
- 1 EACH VIDEO CAMERA



DATE	BY	SURVEYED	ALIGNED	CHECKED	RT. OF WAY CHECKED	DATE	BY	SURVEYED	GRADES CHECKED	BLM. NOTED	STRUCTURE NOTATIONS OK'D
<p>CHRISTOPHER B. BURKE ENGINEERING LTD. 9575 West Higgins Road, Suite 600 Rosemont, Illinois 60018 (630) 922-5500</p>											
<p>TS SHT NO. 27</p>											

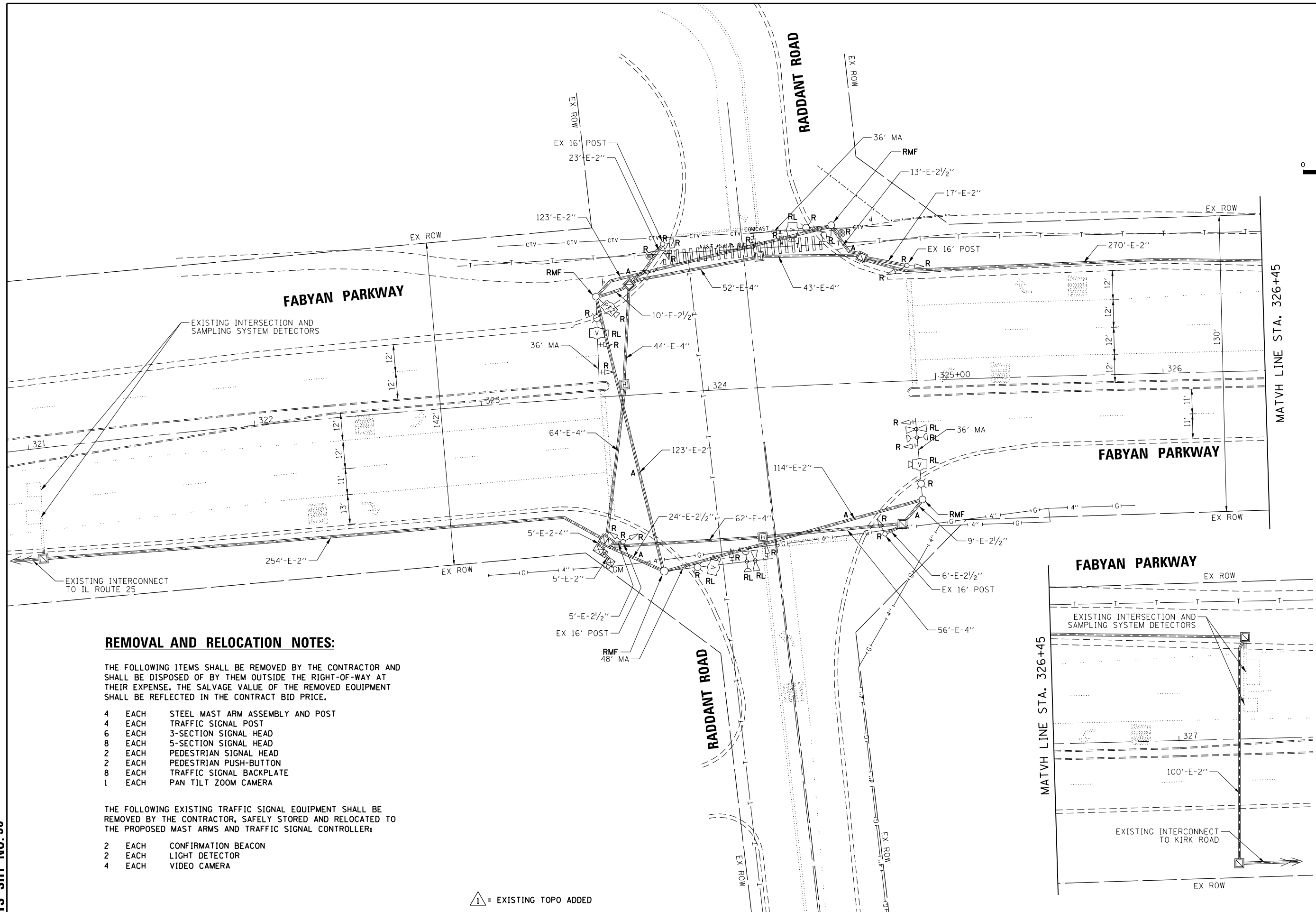
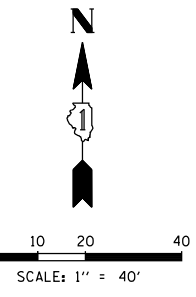


△ = EXISTING TOPO ADDED

FILE NAME 006.Fabyan-Western 01.REM	USER NAME = fbariso	DESIGNED - TFS	REVISED - 4-12-2019	STATE OF ILLINOIS DEPARTMENT OF TRANSPORTATION	TRAFFIC SIGNAL REMOVAL PLAN FABYAN PARKWAY AND WESTERN AVENUE			F.A.P. RTE.	SECTION	COUNTY	TOTAL SHEETS	SHEET NO.		
		DRAWN - FPB	REVISED -		SCALE:	SHEET NO.	OF SHEETS	STA.	TO STA.	VAR.	12-00424-00-SP	KANE	171	68
		CHECKED - GMZ	REVISED -		CONTRACT NO. 61E74									
		PLOT DATE = 4/15/2019	DATE = 4/15/2019		FED. ROAD DIST. NO. ILLINOIS FED. AID PROJECT HSIP-W3HX(781)									

PROFILE	SURVEYED	DATE
	GRADES CHECKED	BY
	BLM. NOTED	
	STRUCTURE NOTATIONS OK'D	
NOTE BOOK NO.	PLAN	DATE
	NOTE NO.	BY
PLAN	SURVEYED	DATE
	ALIGNMENT CHECKED	BY
	R.T. OF WAY CHECKED	
	ADD. FILE NAME	

CHRISTOPHER B. BURKE
ENGINEERING LTD.
9575 West Higgins Road, Suite 600
Rosemont, Illinois 60018
(630) 823-9300



REMOVAL AND RELOCATION NOTES:

THE FOLLOWING ITEMS SHALL BE REMOVED BY THE CONTRACTOR AND SHALL BE DISPOSED OF BY THEM OUTSIDE THE RIGHT-OF-WAY AT THEIR EXPENSE. THE SALVAGE VALUE OF THE REMOVED EQUIPMENT SHALL BE REFLECTED IN THE CONTRACT BID PRICE.

- 4 EACH STEEL MAST ARM ASSEMBLY AND POST
- 4 EACH TRAFFIC SIGNAL POST
- 6 EACH 3-SECTION SIGNAL HEAD
- 8 EACH 5-SECTION SIGNAL HEAD
- 2 EACH PEDESTRIAN SIGNAL HEAD
- 2 EACH PEDESTRIAN PUSH-BUTTON
- 8 EACH TRAFFIC SIGNAL BACKPLATE
- 1 EACH PAN TILT ZOOM CAMERA

THE FOLLOWING EXISTING TRAFFIC SIGNAL EQUIPMENT SHALL BE REMOVED BY THE CONTRACTOR, SAFELY STORED AND RELOCATED TO THE PROPOSED MAST ARMS AND TRAFFIC SIGNAL CONTROLLER:

- 2 EACH CONFIRMATION BEACON
- 2 EACH LIGHT DETECTOR
- 4 EACH VIDEO CAMERA

= EXISTING TOPO ADDED

TS SHT NO. 36

FILE NAME 009_Fabyan-Raddant 01.REM	USER NAME = fbariso	DESIGNED - TFS	REVISED - 4-12-2019
		DRAWN - FPB	REVISED -
		CHECKED - GMZ	REVISED -
		DATE - 4/15/2019	REVISED -

**STATE OF ILLINOIS
DEPARTMENT OF TRANSPORTATION**

TRAFFIC SIGNAL REMOVAL PLAN FABYAN PARKWAY AND RADDANT ROAD			
SCALE:	SHEET NO.	OF SHEETS	STA. TO STA.

F.A.P. RTE.	SECTION	COUNTY	TOTAL SHEETS	SHEET NO.
VAR.	12-00424-00-SP	KANE	171	77
FED. ROAD DIST. NO.		ILLINOIS FED. AID PROJECT	CONTRACT NO. 61E74 HS1P-W3HX(781)	

DATE	BY	DATE	BY
SURVEYED		SURVEYED	
ALIGNED		ALIGNED	
CHECKED		CHECKED	
RT. OF WAY CHECKED		RT. OF WAY CHECKED	
ADD. FILE NAME		ADD. FILE NAME	
PLAN		PLAN	
NOTE BOOK NO.		NOTE BOOK NO.	
NO.		NO.	
ENGINEERING LTD.		ENGINEERING LTD.	
CHRISTOPHER B. BURKE		CHRISTOPHER B. BURKE	
3575 West Higgins Road, Suite 600		3575 West Higgins Road, Suite 600	
Rosemont, Illinois 60018		Rosemont, Illinois 60018	
(617) 623-5500		(617) 623-5500	
PROFILE		PROFILE	
GRADES CHECKED		GRADES CHECKED	
BLM. NOTED		BLM. NOTED	
STRUCTURE NOTATIONS OK'ED		STRUCTURE NOTATIONS OK'ED	
NOTE BOOK NO.		NOTE BOOK NO.	
NO.		NO.	

TS SHT NO. 40

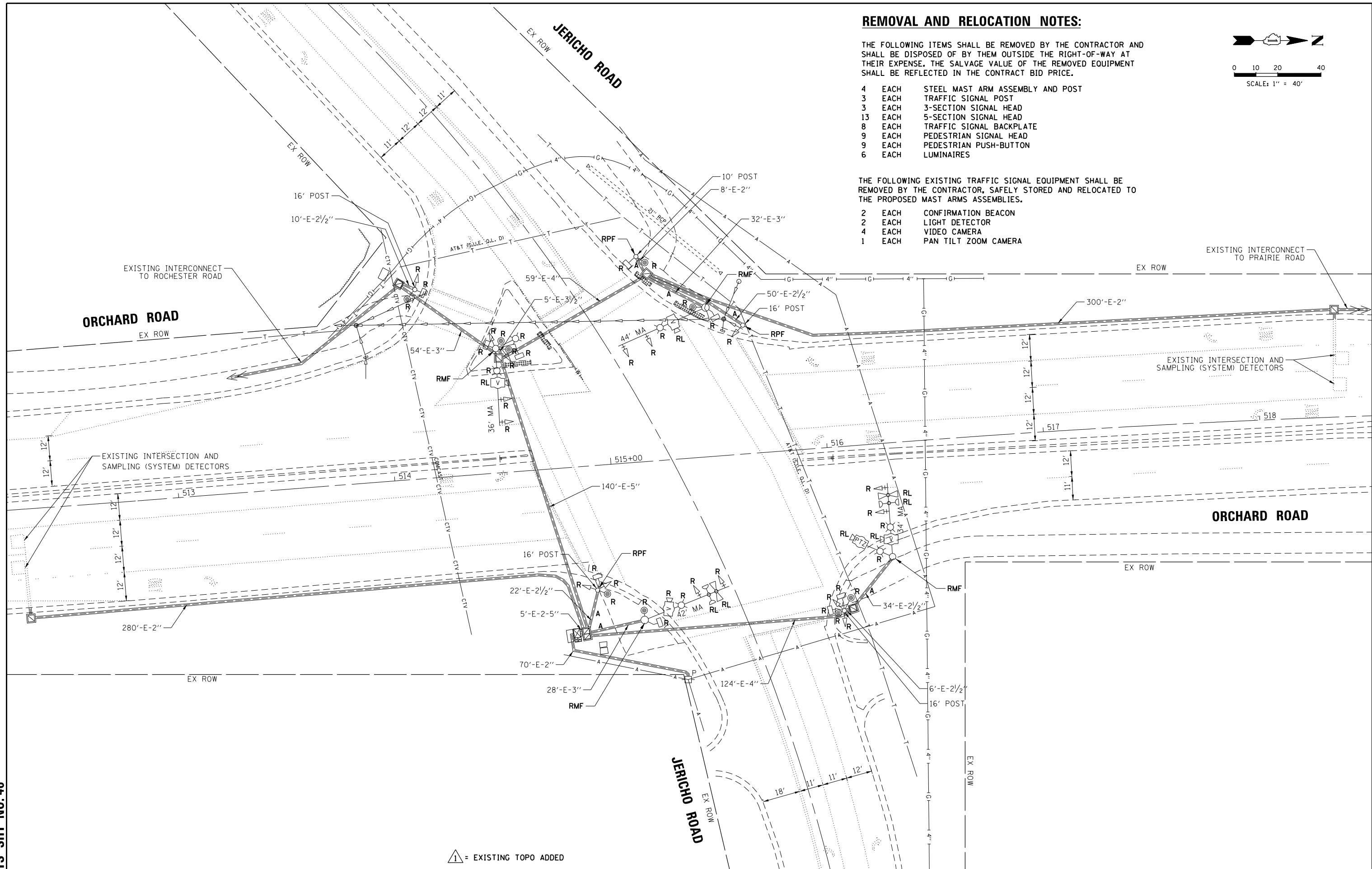
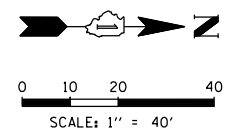
REMOVAL AND RELOCATION NOTES:

THE FOLLOWING ITEMS SHALL BE REMOVED BY THE CONTRACTOR AND SHALL BE DISPOSED OF BY THEM OUTSIDE THE RIGHT-OF-WAY AT THEIR EXPENSE. THE SALVAGE VALUE OF THE REMOVED EQUIPMENT SHALL BE REFLECTED IN THE CONTRACT BID PRICE.

- 4 EACH STEEL MAST ARM ASSEMBLY AND POST
- 3 EACH TRAFFIC SIGNAL POST
- 3 EACH 3-SECTION SIGNAL HEAD
- 13 EACH 5-SECTION SIGNAL HEAD
- 8 EACH TRAFFIC SIGNAL BACKPLATE
- 9 EACH PEDESTRIAN SIGNAL HEAD
- 9 EACH PEDESTRIAN PUSH-BUTTON
- 6 EACH LUMINAIRES

THE FOLLOWING EXISTING TRAFFIC SIGNAL EQUIPMENT SHALL BE REMOVED BY THE CONTRACTOR, SAFELY STORED AND RELOCATED TO THE PROPOSED MAST ARMS ASSEMBLIES.

- 2 EACH CONFIRMATION BEACON
- 2 EACH LIGHT DETECTOR
- 4 EACH VIDEO CAMERA
- 1 EACH PAN TILT ZOOM CAMERA



△ = EXISTING TOPO ADDED

FILE NAME	USER NAME = fbariso
011_Orchard-Jericho 01.REM	

DESIGNED - TFS	REVISED - 4-12-2019
DRAWN - FPB	REVISED -
CHECKED - GMZ	REVISED -
DATE - 4/15/2019	REVISED -

PLLOT SCALE = 48'
PLLOT DATE = 4/15/2019

**STATE OF ILLINOIS
DEPARTMENT OF TRANSPORTATION**

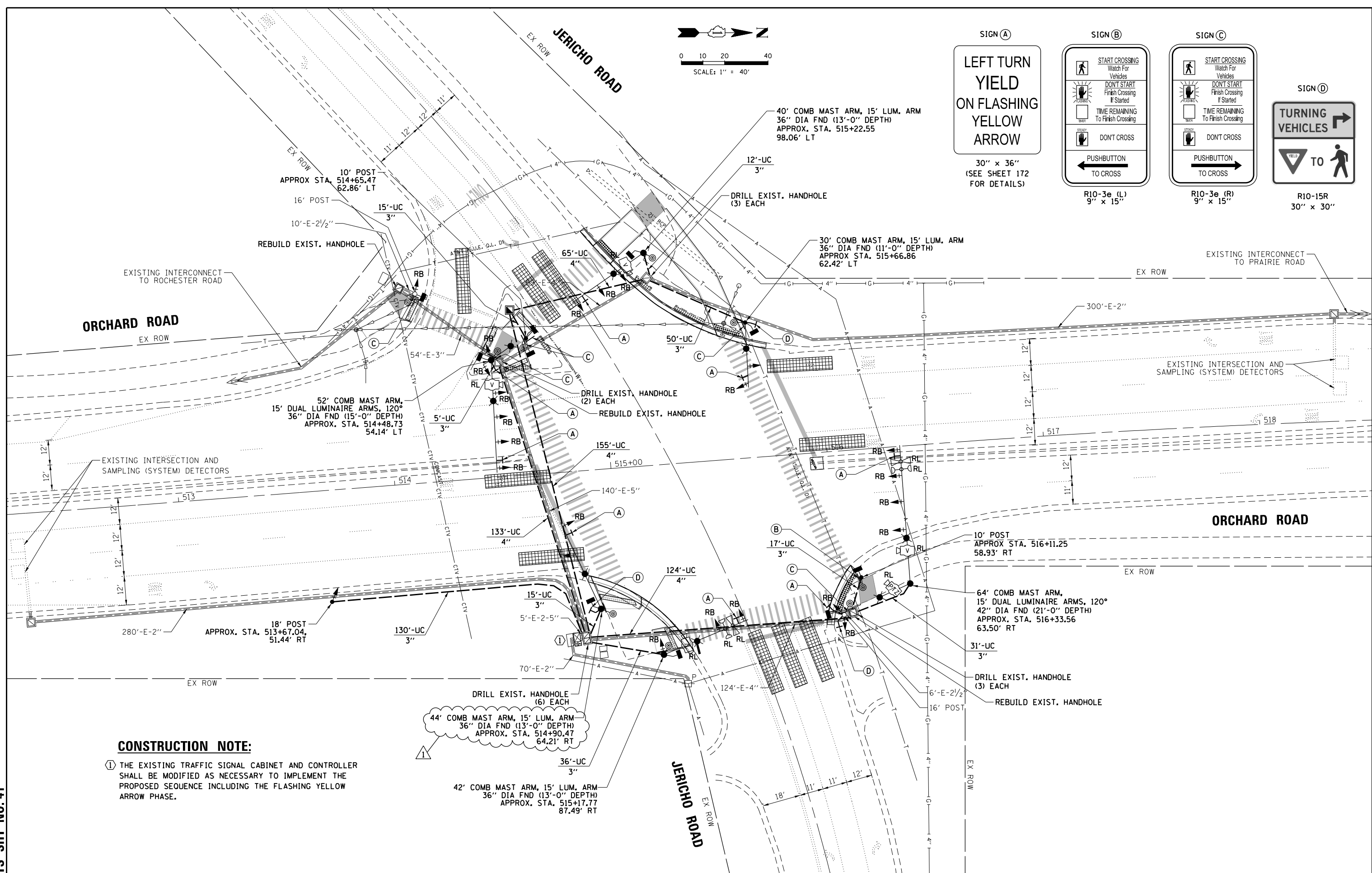
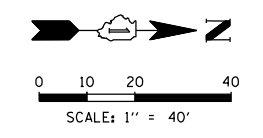
**TRAFFIC SIGNAL REMOVAL PLAN
ORCHARD ROAD AND JERICH ROAD**

F.A.P. RTE.	SECTION	COUNTY	TOTAL SHEETS	SHEET NO.
VAR.	12-00424-00-SP	KANE	171	81
CONTRACT NO. 61E74				
FED. ROAD DIST. NO.	ILLINOIS FED. AID PROJECT	HSIP-W3HX(781)		

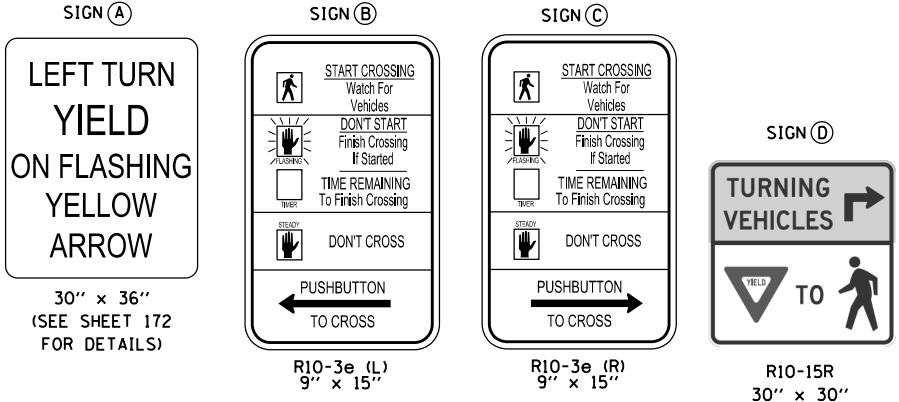
SCALE: SHEET NO. OF SHEETS STA. TO STA.

DATE: _____ BY: _____
 SURVEYED: _____ ALIGNED: _____ CHECKED: _____
 PLAN: _____ RT. OF WAY CHECKED: _____
 NO. _____ DATE: _____ FILE NAME: _____
 SURVEYED: _____ ENGINEERING LTD.
 PLAN: _____ 3575 West Higgins Road, Suite 600
 NO. _____ Rosemont, Illinois 60018
 DATE: _____ (617) 623-5900
 PROFILE: _____
 SURVEYED: _____
 NO. _____ DATE: _____
 GRADES CHECKED: _____
 STRUCTURE NOTATIONS: _____

TS SHT NO. 41



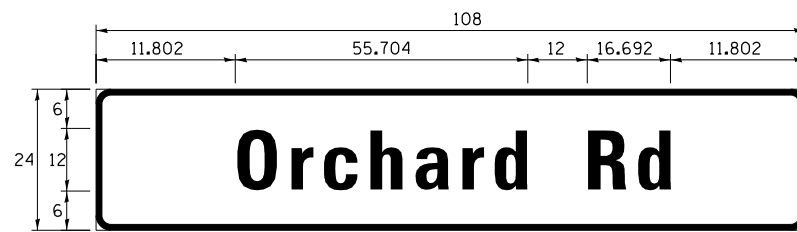
CONSTRUCTION NOTE:
 ① THE EXISTING TRAFFIC SIGNAL CABINET AND CONTROLLER SHALL BE MODIFIED AS NECESSARY TO IMPLEMENT THE PROPOSED SEQUENCE INCLUDING THE FLASHING YELLOW ARROW PHASE.



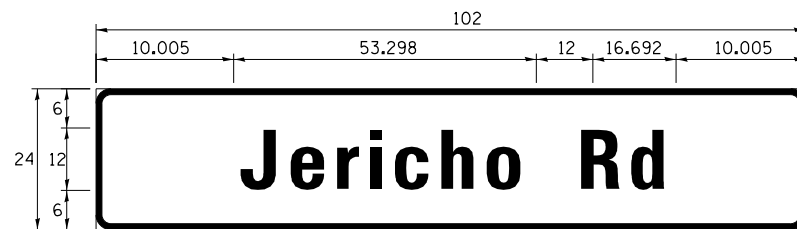
FILE NAME 011_Orchard-Jericho_02.MXD	USER NAME = fbariso	DESIGNED - TFS	REVISED - 4-12-2019	STATE OF ILLINOIS DEPARTMENT OF TRANSPORTATION	TRAFFIC SIGNAL MODIFICATION PLAN ORCHARD ROAD AND JERICH ROAD			F.A.P. RTE.	SECTION	COUNTY	TOTAL SHEETS	SHEET NO.
	DRAWN - FPB	CHECKED - GMZ	REVISED -		SCALE:	SHEET NO.	OF SHEETS	STA.	TO STA.	KANE	171	82
	PLOT SCALE = 48'	DATE - 4/15/2019	REVISED -							CONTRACT NO. 61E74		
			REVISED -							FED. ROAD DIST. NO.	ILLINOIS FED. AID PROJECT	HS1P-W3HX(781)

SIGN PANEL – TYPE 1

ALL DIMENSIONS ARE IN INCHES UNLESS NOTED OTHERWISE



DESIGN SERIES	AREA (SQ FT)	SIGN PANEL TYPE	SHEETING TYPE	QTY. REQUIRED
D	18.0	2	ZZ	2



DESIGN SERIES	AREA (SQ FT)	SIGN PANEL TYPE	SHEETING TYPE	QTY. REQUIRED
D	17.0	2	ZZ	2

NOTE: FOR ADDITIONAL DESIGN AND INSTALLATION INFORMATION PLEASE SEE DISTRICT ONE MAST ARM MOUNTED STREET NAME SIGNS DETAIL.

SCHEDULE OF QUANTITIES

ITEM	UNIT	QUANTITY
SIGN PANEL - TYPE 1	SQ FT	78.8
SIGN PANEL - TYPE 2	SQ FT	70.0
UNDERGROUND CONDUIT, PVC, 3" DIA.	FOOT	183
UNDERGROUND CONDUIT, PVC, 4" DIA.	FOOT	337
ELECTRIC CABLE IN CONDUIT, 600V (XLP-TYPE USE) 3-1/C NO. 4	FOOT	5,553
MAINTENANCE OF EXISTING TRAFFIC SIGNAL INSTALLATION	EACH	1
ELECTRIC CABLE IN CONDUIT, SIGNAL NO. 14 2C	FOOT	1,255
ELECTRIC CABLE IN CONDUIT, SIGNAL NO. 14 3C	FOOT	1,934
ELECTRIC CABLE IN CONDUIT, SIGNAL NO. 14 5C	FOOT	1,894
ELECTRIC CABLE IN CONDUIT, SIGNAL NO. 14 7C	FOOT	2,097
ELECTRIC CABLE IN CONDUIT, EQUIPMENT GROUNDING CONDUCTOR, NO. 6 1C	FOOT	3,560
TRAFFIC SIGNAL POST, GALVANIZED STEEL 10 FT.	EACH	2
TRAFFIC SIGNAL POST, GALVANIZED STEEL 18 FT.	EACH	1
STEEL COMBINATION MAST ARM ASSEMBLY AND POLE 30 FT.	EACH	1
STEEL COMBINATION MAST ARM ASSEMBLY AND POLE 44 FT.	EACH	1
STEEL COMBINATION MAST ARM ASSEMBLY AND POLE 40 FT.	EACH	1
STEEL COMBINATION MAST ARM ASSEMBLY AND POLE 42 FT.	EACH	1
STEEL COMBINATION MAST ARM ASSEMBLY AND POLE 52 FT.	EACH	1
STEEL COMBINATION MAST ARM ASSEMBLY AND POLE 64 FT.	EACH	1
CONCRETE FOUNDATION, TYPE A	FOOT	8
CONCRETE FOUNDATION, TYPE E 36-INCH DIAMETER	FOOT	63
CONCRETE FOUNDATION, TYPE E 42-INCH DIAMETER	FOOT	25
DRILL EXISTING HANDHOLE	EACH	14
SIGNAL HEAD, LED, 1-FACE, 3-SECTION, MAST-ARM MOUNTED	EACH	8
SIGNAL HEAD, LED, 1-FACE, 3-SECTION, BRACKET MOUNTED	EACH	1
SIGNAL HEAD, LED, 1-FACE, 4-SECTION, BRACKET MOUNTED	EACH	2
SIGNAL HEAD, LED, 1-FACE, 4-SECTION, MAST ARM MOUNTED	EACH	6
SIGNAL HEAD, LED, 1-FACE, 5-SECTION, BRACKET MOUNTED	EACH	3
SIGNAL HEAD, LED, 1-FACE, 5-SECTION, MAST-ARM MOUNTED	EACH	1
PEDESTRIAN SIGNAL HEAD, LED, 1-FACE, BRACKET MOUNTED WITH COUNTDOWN TIMER	EACH	10
TRAFFIC SIGNAL BACKPLATE, RETROREFLECTIVE	EACH	22
PEDESTRIAN PUSH-BUTTON	EACH	9
RELOCATE EXISTING EMERGENCY VEHICLE PRIORITY SYSTEM, DETECTOR UNIT	EACH	2
REMOVE ELECTRIC CABLE FROM CONDUIT	FOOT	8,288
REMOVE EXISTING TRAFFIC SIGNAL EQUIPMENT	EACH	1
REBUILD EXISTING HANDHOLE	EACH	3
REMOVE EXISTING CONCRETE FOUNDATION	EACH	7
RELOCATE VIDEO VEHICLE DETECTION SYSTEM	EACH	1
EMERGENCY VEHICLE PRIORITY SYSTEM LINE SENSOR CABLE, NO. 20 3/C	FOOT	383
* ROD AND CLEAN EXISTING CONDUIT	FOOT	500
OUTDOOR RATED NETWORK CABLE	FOOT	241
TRAFFIC CONTROL AND PROTECTION, (SPECIAL)	EACH	1
LUMINAIRE, LED, HORIZONTAL MOUNT, 190 WATT (SPECIAL)	EACH	6
MODIFY EXISTING CONTROLLER AND CABINET	EACH	1
RELOCATE EXISTING PTZ CAMERA	EACH	1
MAINTAIN EXISTING LIGHTING SYSTEM	LSUM	1

*Nominal Quantity to be Used as Directed by the Engineer

DATE	BY	SURVEYED	GRADES CHECKED	BLM. NOTED	STRUCTURE NOTATIONS	CHKD
DATE	BY	ALIGNED	RT. OF WAY CHECKED	ADD. FILE NAME		
PLAN	NOTE BOOK NO.					

CHRISTOPHER B. BURKE ENGINEERING LTD.
 3575 West Higgins Road, Suite 600
 Rosemont, Illinois 60018
 (617) 923-9303



TS SHT NO. 43

FILE NAME	USER NAME = fbariso	DESIGNED - TFS	REVISED - 4-12-2019	STATE OF ILLINOIS DEPARTMENT OF TRANSPORTATION	SCHEDULE OF QUANTITIES AND MAST ARM MOUNTED STREET NAME SIGN ORCHARD ROAD AND JERICHO ROAD			F.A.P. RTE.	SECTION	COUNTY	TOTAL SHEETS	SHEET NO.	
011_Orchard-Jericho 03.CAB-2		DRAWN - FPB	REVISED -		SCALE:	SHEET NO.	OF SHEETS	STA.	TO STA.	VAR.	12-00424-00-SP	KANE	171 84
		CHECKED - GMZ	REVISED -								CONTRACT NO. 61E74		
		DATE - 4/15/2019	REVISED -								FED. ROAD DIST. NO.		ILLINOIS FED. AID PROJECT

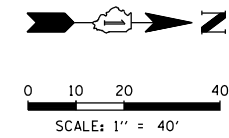
REMOVAL AND RELOCATION NOTES:

THE FOLLOWING ITEMS SHALL BE REMOVED BY THE CONTRACTOR AND SHALL BE DISPOSED OF BY THEM OUTSIDE THE RIGHT-OF-WAY AT THEIR EXPENSE. THE SALVAGE VALUE OF THE REMOVED EQUIPMENT SHALL BE REFLECTED IN THE CONTRACT BID PRICE.

- 4 EACH STEEL MAST ARM ASSEMBLY AND POST
- 4 EACH TRAFFIC SIGNAL POST
- 1 EACH TRAFFIC SIGNAL POST
- 8 EACH 3-SECTION SIGNAL HEAD
- 8 EACH 5-SECTION SIGNAL HEAD
- 8 EACH TRAFFIC SIGNAL BACKPLATE
- 4 EACH LUMINAIRES

THE FOLLOWING EXISTING TRAFFIC SIGNAL EQUIPMENT SHALL BE REMOVED BY THE CONTRACTOR, SAFELY STORED AND RELOCATED TO THE PROPOSED MAST ARMS AND TRAFFIC SIGNAL CONTROLLER:

- 6 EACH PEDESTRIAN SIGNAL HEAD
- 6 EACH PEDESTRIAN PUSH-BUTTON
- 4 EACH VIDEO CAMERA
- 1 EACH PAN TILT ZOOM CAMERA

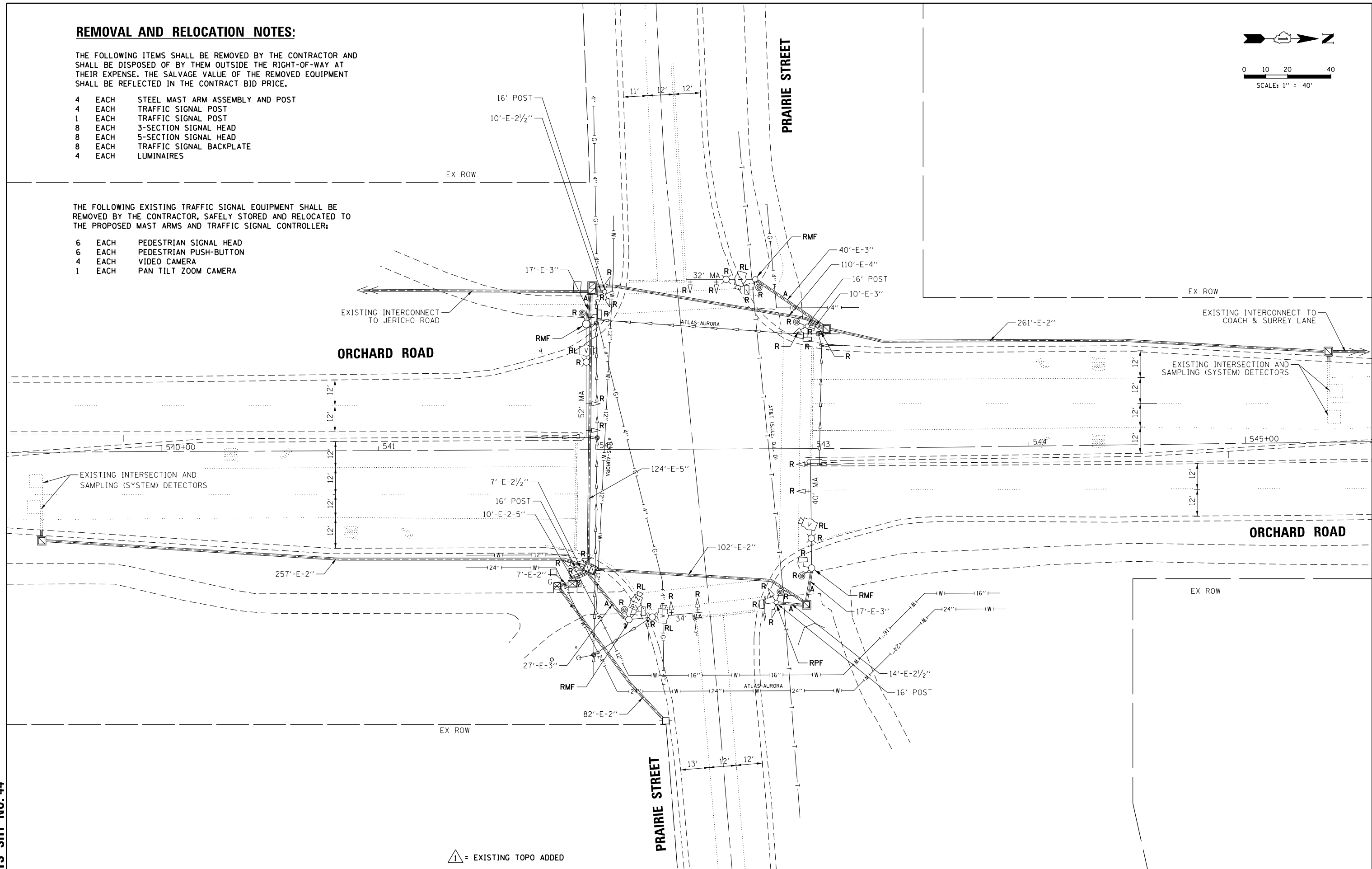


DATE	BY	DATE	BY
DATE	BY	DATE	BY

CHRISTOPHER B. BURKE ENGINEERING LTD.
 9575 West Higgins Road, Suite 600
 Rosemont, Illinois 60018
 (647) 823-5500

DATE	BY	DATE	BY
DATE	BY	DATE	BY

TS SHT NO. 44



= EXISTING TOPO ADDED

FILE NAME 012_Orchard-Prairie 01.REM	USER NAME = fbariso	DESIGNED - TFS	REVISED - 4-12-2019	STATE OF ILLINOIS DEPARTMENT OF TRANSPORTATION	TRAFFIC SIGNAL REMOVAL PLAN ORCHARD ROAD AND PRAIRIE STREET				F.A.P. RTE.	SECTION	COUNTY	TOTAL SHEETS	SHEET NO.	
		DRAWN - FPB	REVISED -		SCALE:	SHEET NO.	OF SHEETS	STA.	TO STA.	VAR.	12-00424-00-SP	KANE	171	85
		CHECKED - GMZ	REVISED -						CONTRACT NO. 61E74					
		DATE - 4/15/2019	REVISED -						FED. ROAD DIST. NO.		ILLINOIS FED. AID PROJECT		HSJIP-W3HX(781)	

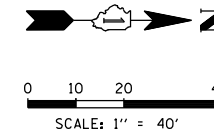
REMOVAL AND RELOCATION NOTES:

THE FOLLOWING ITEMS SHALL BE REMOVED BY THE CONTRACTOR AND SHALL BE DISPOSED OF BY THEM OUTSIDE THE RIGHT-OF-WAY AT THEIR EXPENSE. THE SALVAGE VALUE OF THE REMOVED EQUIPMENT SHALL BE REFLECTED IN THE CONTRACT BID PRICE.

- 2 EACH STEEL MAST ARM ASSEMBLY AND POST
- 5 EACH TRAFFIC SIGNAL POST
- 4 EACH PEDESTRIAN SIGNAL HEAD
- 4 EACH PEDESTRIAN PUSH-BUTTON
- 7 EACH 3-SECTION SIGNAL HEAD
- 2 EACH 5-SECTION SIGNAL HEAD
- 4 EACH TRAFFIC SIGNAL BACKPLATE
- 2 EACH LUMINAIRES

THE FOLLOWING EXISTING TRAFFIC SIGNAL EQUIPMENT SHALL BE REMOVED BY THE CONTRACTOR, SAFELY STORED AND RELOCATED TO THE PROPOSED MAST ARMS AND TRAFFIC SIGNAL CONTROLLER:

- 2 EACH LIGHT DETECTOR
- 2 EACH CONFIRMATION BEACON
- 3 EACH VIDEO CAMERA



PROFILE
 SURVEYED _____
 GRADES CHECKED _____
 B.M. NOTED _____
 STRUCTURE NOTATIONS CHKD _____
 NOTE BOOK NO. _____

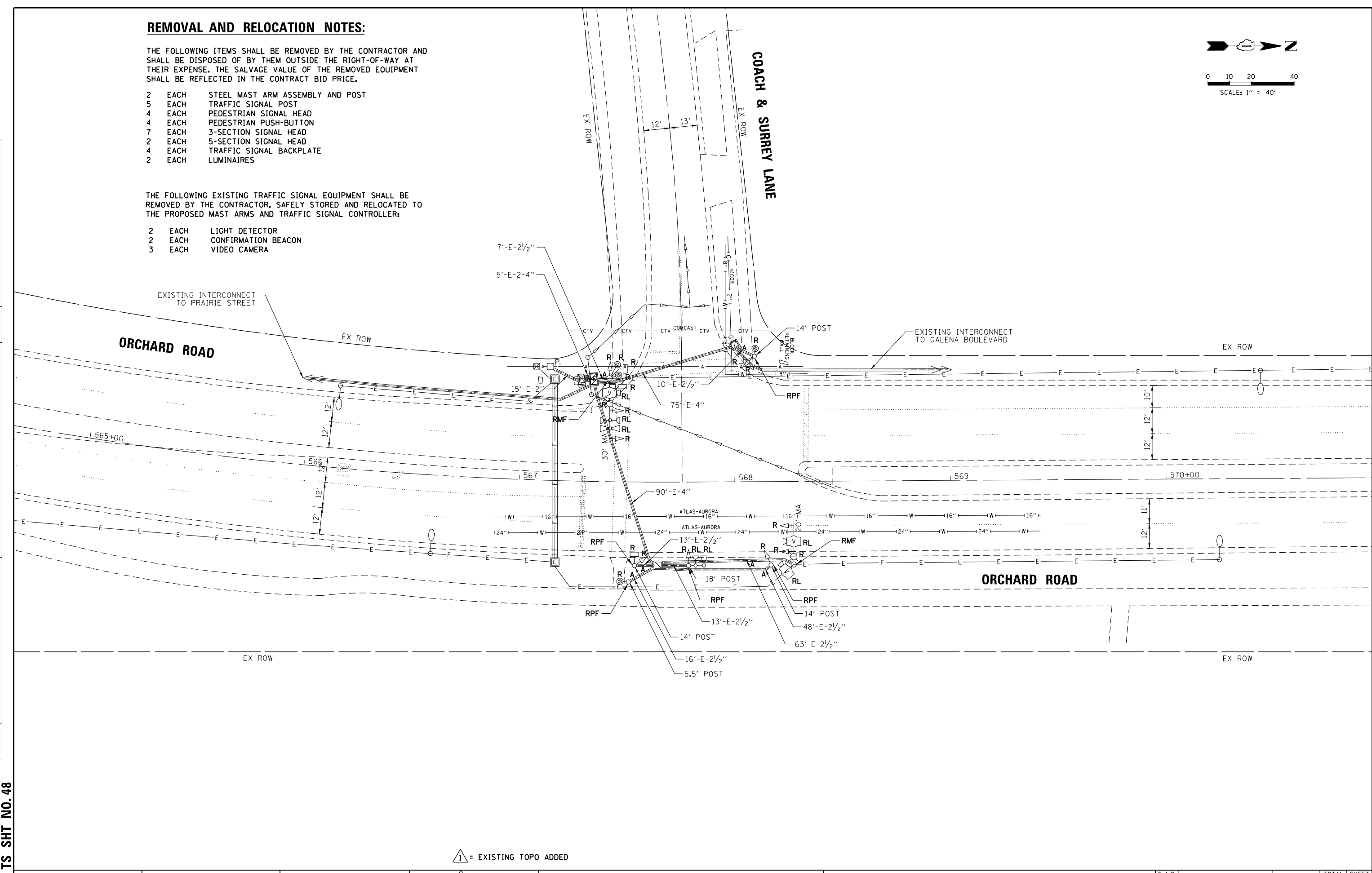
PLAN
 SURVEYED _____
 ALIGNMENT CHECKED _____
 RT. OF WAY CHECKED _____
 PADD FILE NAME _____
 NOTE BOOK NO. _____

BY _____

DATE _____

CHRISTOPHER B. BURKE ENGINEERING LTD.
 9575 West Higgins Road, Suite 600
 Rosemont, Illinois 60018
 (647) 925-5909

TS SHT NO. 48



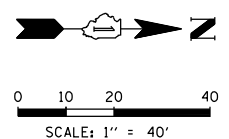
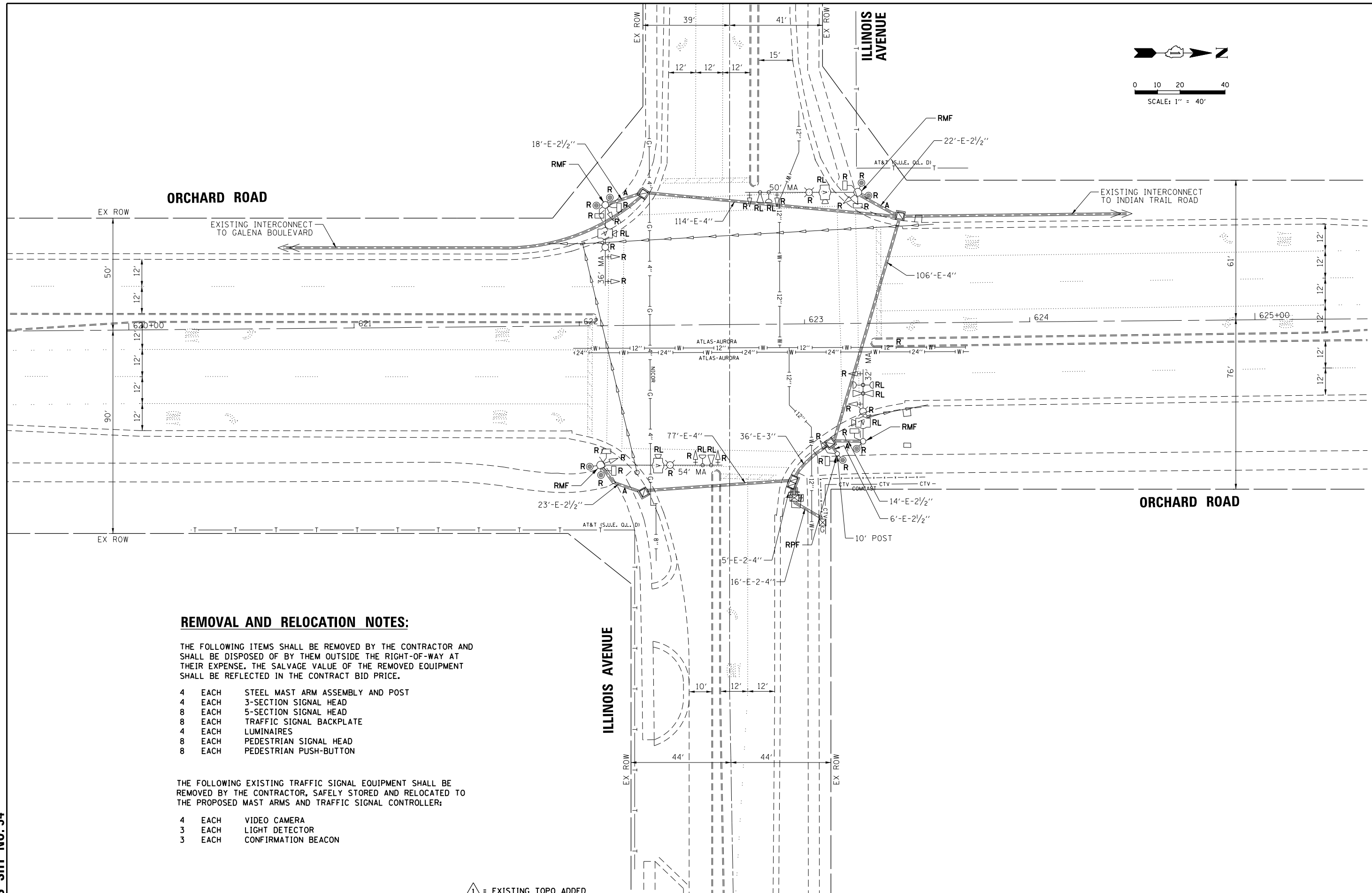
▲ = EXISTING TOPO ADDED

FILE NAME 013_Orchard-Coach-Surrey 01_REM	USER NAME = fbariso	DESIGNED - TFS	REVISED - ▲ 4-12-2019	STATE OF ILLINOIS DEPARTMENT OF TRANSPORTATION	TRAFFIC SIGNAL REMOVAL PLAN ORCHARD ROAD AND COACH & SURREY LANE			F.A.P. RTE.	SECTION	COUNTY	TOTAL SHEETS	SHEET NO.
		DRAWN - FPB	REVISED -					VAR.	12-00424-00-SP	KANE	171	89
		CHECKED - GMZ	REVISED -								CONTRACT NO. 61E74	
		DATE - 4/15/2019	REVISED -		SCALE:	SHEET NO.	OF SHEETS	STA.	TO STA.	FED. ROAD DIST. NO.	ILLINOIS FED. AID PROJECT	HSIP-W3HX(781)

DATE	BY	DATE	BY
SURVEYED	ALIGNED	CHECKED	DATE
GRADES	NOTED	STRUCTURE	NO.
PLAN	NOTE BOOK		
NO.			
PROFILE	NOTE BOOK		
NO.			

CHRISTOPHER B. BURKE ENGINEERING LTD.
 8575 West Higgins Road, Suite 600
 Rosemont, Illinois 60018
 (631) 923-9908

TS SHT NO. 54



REMOVAL AND RELOCATION NOTES:

THE FOLLOWING ITEMS SHALL BE REMOVED BY THE CONTRACTOR AND SHALL BE DISPOSED OF BY THEM OUTSIDE THE RIGHT-OF-WAY AT THEIR EXPENSE. THE SALVAGE VALUE OF THE REMOVED EQUIPMENT SHALL BE REFLECTED IN THE CONTRACT BID PRICE.

- 4 EACH STEEL MAST ARM ASSEMBLY AND POST
- 4 EACH 3-SECTION SIGNAL HEAD
- 8 EACH 5-SECTION SIGNAL HEAD
- 8 EACH TRAFFIC SIGNAL BACKPLATE
- 4 EACH LUMINAIRES
- 8 EACH PEDESTRIAN SIGNAL HEAD
- 8 EACH PEDESTRIAN PUSH-BUTTON

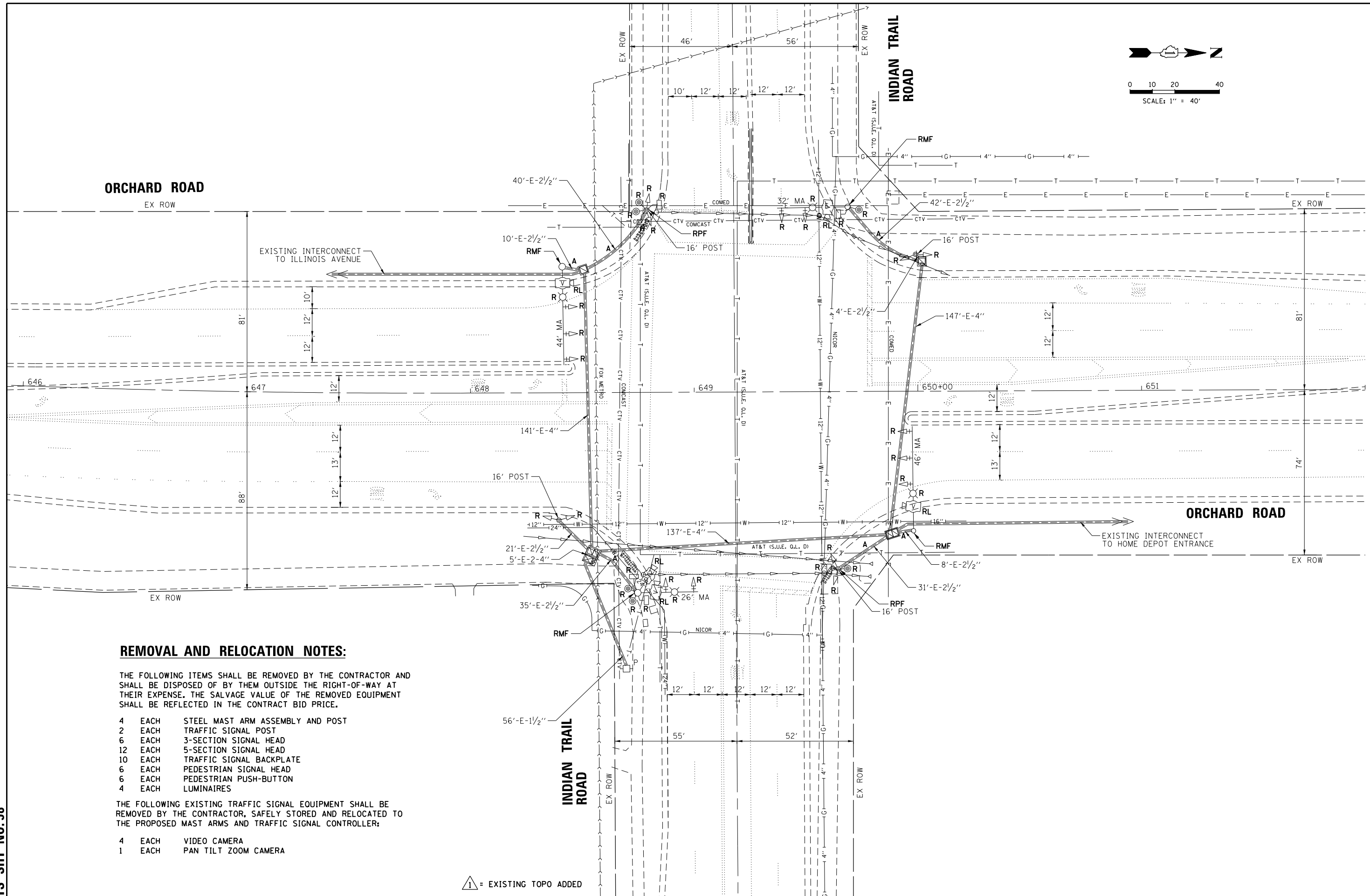
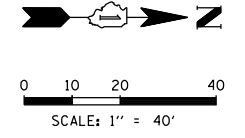
THE FOLLOWING EXISTING TRAFFIC SIGNAL EQUIPMENT SHALL BE REMOVED BY THE CONTRACTOR, SAFELY STORED AND RELOCATED TO THE PROPOSED MAST ARMS AND TRAFFIC SIGNAL CONTROLLER:

- 4 EACH VIDEO CAMERA
- 3 EACH LIGHT DETECTOR
- 3 EACH CONFIRMATION BEACON

= EXISTING TOPO ADDED

FILE NAME 015_Orchard-IL Ave 01.REM	USER NAME = fbariso	DESIGNED - TFS	REVISED - 4-12-2019	STATE OF ILLINOIS DEPARTMENT OF TRANSPORTATION	TRAFFIC SIGNAL REMOVAL PLAN ORCHARD ROAD AND ILLINOIS AVENUE	F.A.P. RTE.	SECTION	COUNTY	TOTAL SHEETS	SHEET NO.	
	DESIGNED - TFS	REVISED -				VAR.	12-00424-00-SP	KANE	171	95	
	PLotted SCALE = 48"	CHECKED - GMZ	REVISED -							CONTRACT NO. 61E74	
	PLotted DATE = 4/15/2019	DATE - 4/15/2019	REVISED -			SCALE:	SHEET NO.	OF SHEETS	STA.	TO STA.	FED. ROAD DIST. NO.

DATE: _____ BY: _____
 SURVEYED: _____ ALIGNED: _____ CHECKED: _____
 PLAN: _____ RT. OF WAY CHECKED: _____
 NOTE BOOK NO. _____ CAD FILE NAME: _____
CHRISTOPHER B. BURKE ENGINEERING LTD.
 3575 West Higgins Road, Suite 600
 Rosemont, Illinois 60018
 (630) 923-9500
 PROFILE: _____ DATE: _____
 SURVEYED: _____ GRADES CHECKED: _____
 NOTE BOOK NO. _____ ELEM. NOTED: _____
 STRUCTURE NOTATIONS: _____



REMOVAL AND RELOCATION NOTES:

THE FOLLOWING ITEMS SHALL BE REMOVED BY THE CONTRACTOR AND SHALL BE DISPOSED OF BY THEM OUTSIDE THE RIGHT-OF-WAY AT THEIR EXPENSE. THE SALVAGE VALUE OF THE REMOVED EQUIPMENT SHALL BE REFLECTED IN THE CONTRACT BID PRICE.

- 4 EACH STEEL MAST ARM ASSEMBLY AND POST
- 2 EACH TRAFFIC SIGNAL POST
- 6 EACH 3-SECTION SIGNAL HEAD
- 12 EACH 5-SECTION SIGNAL HEAD
- 10 EACH TRAFFIC SIGNAL BACKPLATE
- 6 EACH PEDESTRIAN SIGNAL HEAD
- 6 EACH PEDESTRIAN PUSH-BUTTON
- 4 EACH LUMINAIRES

THE FOLLOWING EXISTING TRAFFIC SIGNAL EQUIPMENT SHALL BE REMOVED BY THE CONTRACTOR, SAFELY STORED AND RELOCATED TO THE PROPOSED MAST ARMS AND TRAFFIC SIGNAL CONTROLLER:

- 4 EACH VIDEO CAMERA
- 1 EACH PAN TILT ZOOM CAMERA

= EXISTING TOPO ADDED

TS SHT NO.58

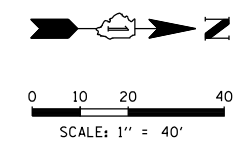
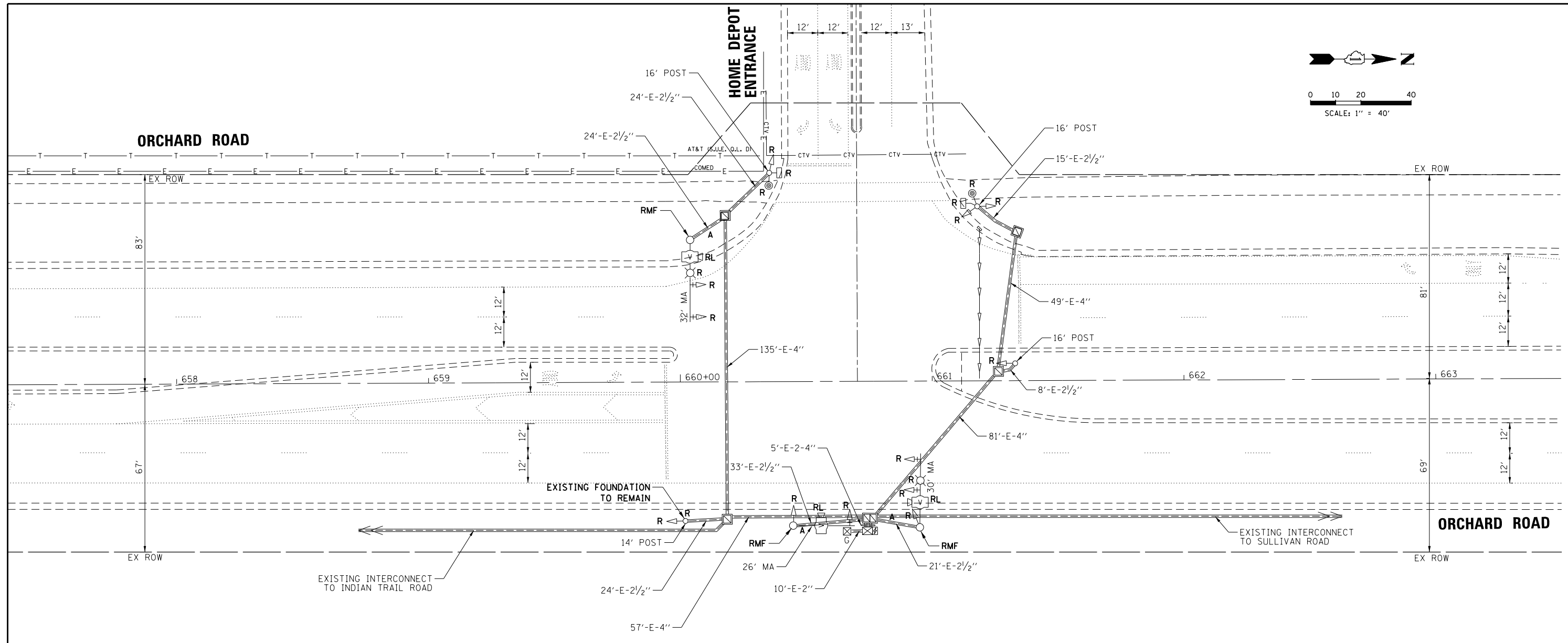
FILE NAME 016_Orchard-Indian Trail 01.REM	USER NAME = fbariso	DESIGNED - TFS	REVISED - 4-12-2019	STATE OF ILLINOIS DEPARTMENT OF TRANSPORTATION	TRAFFIC SIGNAL REMOVAL PLAN ORCHARD ROAD AND INDIAN TRAIL ROAD	F.A.P. RTE.	SECTION	COUNTY	TOTAL SHEETS	SHEET NO.	
		DRAWN - FPB	REVISED -			VAR.	12-00424-00-SP	KANE	171	99	
		CHECKED - GMZ	REVISED -			CONTRACT NO. 61E74					
		DATE - 4/15/2019	REVISED -			SCALE:	SHEET NO.	OF SHEETS	STA.	TO STA.	FED. ROAD DIST. NO.

DATE	BY	SURVEYED	ALIGNED	CHECKED
		PLAN	NOTE BOOK	NO.
DATE	BY	STRUCTURE	NOTATIONS	CHKD
		PROFILE	NOTE BOOK	NO.

CHRISTOPHER B. BURKE ENGINEERING LTD.
 3575 West Higgins Road, Suite 600
 Rosemont, Illinois 60018
 (647) 923-5500

DATE	BY	SURVEYED	ALIGNED	CHECKED
		PROFILE	NOTE BOOK	NO.

TS SHT NO. 62



REMOVAL AND RELOCATION NOTES:

THE FOLLOWING ITEMS SHALL BE REMOVED BY THE CONTRACTOR AND SHALL BE DISPOSED OF BY THEM OUTSIDE THE RIGHT-OF-WAY AT THEIR EXPENSE. THE SALVAGE VALUE OF THE REMOVED EQUIPMENT SHALL BE REFLECTED IN THE CONTRACT BID PRICE.

- 3 EACH STEEL MAST ARM ASSEMBLY AND POST
- 1 EACH TRAFFIC SIGNAL POST
- 4 EACH 3-SECTION SIGNAL HEAD
- 8 EACH 5-SECTION SIGNAL HEAD
- 5 EACH TRAFFIC SIGNAL BACKPLATE
- 2 EACH PEDESTRIAN SIGNAL HEAD
- 2 EACH PUSH-BUTTON
- 2 EACH LUMINAIRE

THE FOLLOWING EXISTING TRAFFIC SIGNAL EQUIPMENT SHALL BE REMOVED BY THE CONTRACTOR, SAFELY STORED AND RELOCATED TO THE PROPOSED MAST ARMS AND TRAFFIC SIGNAL CONTROLLER:

- 3 EACH VIDEO CAMERA

= EXISTING TOPO ADDED

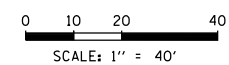
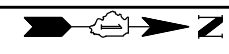
FILE NAME	USER NAME = fbariso	DESIGNED - TFS	REVISED - 4-12-2019
017_Orchard-HomeDepot 01.REM		DRAWN - FPB	REVISED -
		CHECKED - GMZ	REVISED -
		DATE - 4/15/2019	REVISED -

**STATE OF ILLINOIS
DEPARTMENT OF TRANSPORTATION**

**TRAFFIC SIGNAL REMOVAL PLAN
ORCHARD ROAD AND HOME DEPOT ENTRANCE**

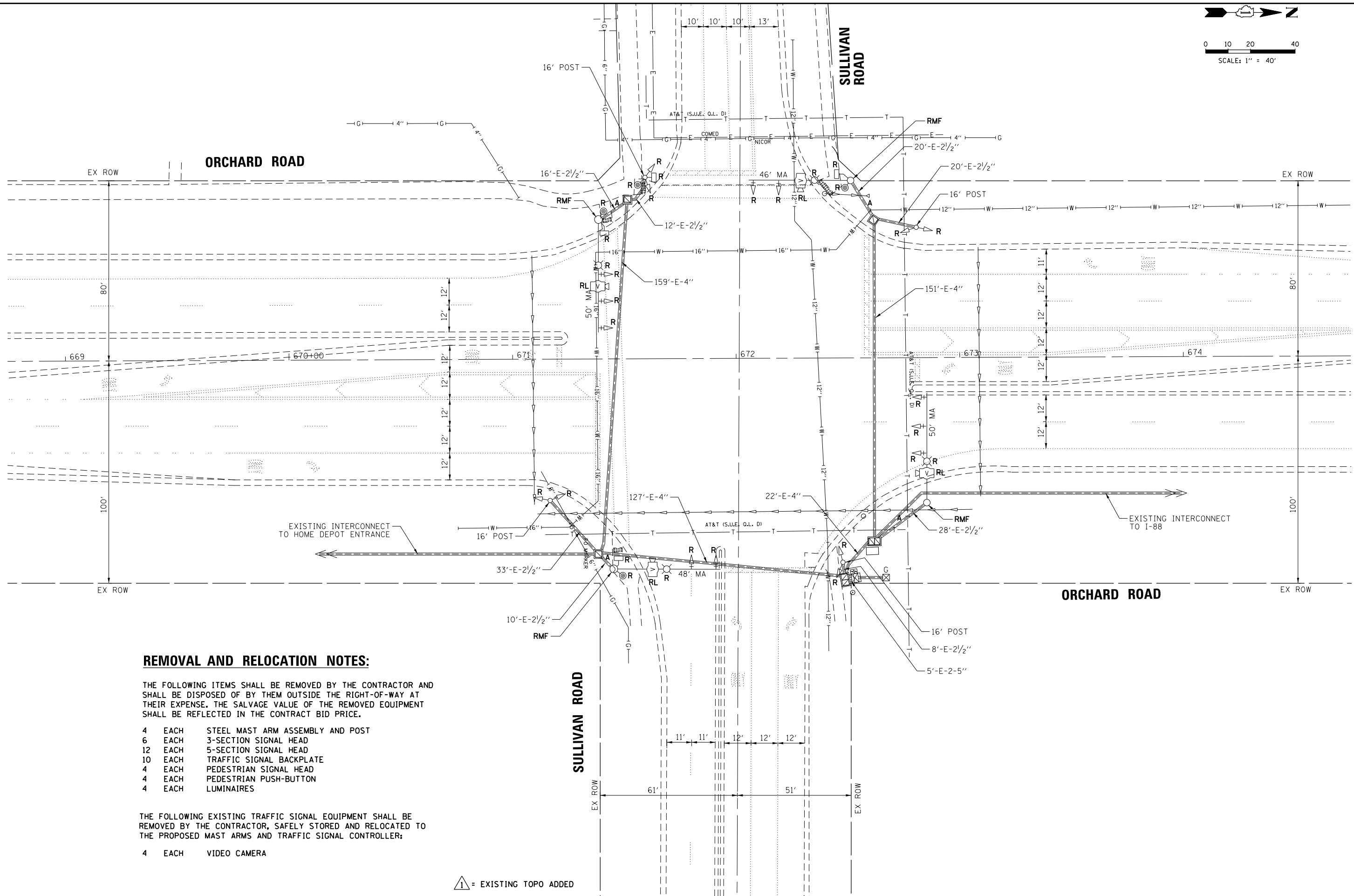
F.A.P. RTE.	SECTION	COUNTY	TOTAL SHEETS	SHEET NO.
VAR.	12-00424-00-SP	KANE	171	103
CONTRACT NO. 61E74			FED. ROAD DIST. NO. ILLINOIS FED. AID PROJECT HSIP-W3HX(781)	

SCALE: SHEET NO. OF SHEETS STA. TO STA.



DATE	BY	SURVEYED	ALIGNED	CHECKED
		RT. OF WAY	CHECKED	
		ADD. FILE NAME		
PLAN				
NOTE BOOK NO.				
ENGINEERING LTD.				
CHRISTOPHER B. BURKE				
3575 West Higgins Road, Suite 600				
Rosemont, Illinois 60018				
(617) 923-5930				
DATE	BY	SURVEYED	GRADES CHECKED	STRUCTURE NOTATIONS OK'D
		BLM. NOTED		
		NO.		
PROFILE				
NOTE BOOK NO.				

TS SHT NO. 66



REMOVAL AND RELOCATION NOTES:

THE FOLLOWING ITEMS SHALL BE REMOVED BY THE CONTRACTOR AND SHALL BE DISPOSED OF BY THEM OUTSIDE THE RIGHT-OF-WAY AT THEIR EXPENSE. THE SALVAGE VALUE OF THE REMOVED EQUIPMENT SHALL BE REFLECTED IN THE CONTRACT BID PRICE.

- 4 EACH STEEL MAST ARM ASSEMBLY AND POST
- 6 EACH 3-SECTION SIGNAL HEAD
- 12 EACH 5-SECTION SIGNAL HEAD
- 10 EACH TRAFFIC SIGNAL BACKPLATE
- 4 EACH PEDESTRIAN SIGNAL HEAD
- 4 EACH PEDESTRIAN PUSH-BUTTON
- 4 EACH LUMINAIRES

THE FOLLOWING EXISTING TRAFFIC SIGNAL EQUIPMENT SHALL BE REMOVED BY THE CONTRACTOR, SAFELY STORED AND RELOCATED TO THE PROPOSED MAST ARMS AND TRAFFIC SIGNAL CONTROLLER:

- 4 EACH VIDEO CAMERA

= EXISTING TOPO ADDED

FILE NAME	USER NAME = fbariso	DESIGNED - TFS	REVISED - 4-12-2019
018.Orchard-Sullivan 01.REM		DRAWN - FPB	REVISED -
		CHECKED - GMZ	REVISED -
		DATE - 4/15/2019	REVISED -

**STATE OF ILLINOIS
DEPARTMENT OF TRANSPORTATION**

**TRAFFIC SIGNAL REMOVAL PLAN
ORCHARD ROAD AND SULLIVAN ROAD**

SCALE: SHEET NO. OF SHEETS STA. TO STA.

F.A.P. RTE.	SECTION	COUNTY	TOTAL SHEETS	SHEET NO.
VAR.	12-00424-00-SP	KANE	171	107
CONTRACT NO. 61E74				
FED. ROAD DIST. NO.	ILLINOIS FED. AID PROJECT	HSJIP-W3HX(781)		

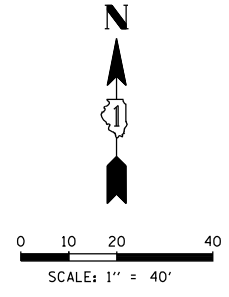
REMOVAL AND RELOCATION NOTES:

THE FOLLOWING ITEMS SHALL BE REMOVED BY THE CONTRACTOR AND SHALL BE DISPOSED OF BY THEM OUTSIDE THE RIGHT-OF-WAY AT THEIR EXPENSE. THE SALVAGE VALUE OF THE REMOVED EQUIPMENT SHALL BE REFLECTED IN THE CONTRACT BID PRICE.

- 1 EACH STEEL MAST ARM ASSEMBLY AND POST
- 3 EACH TRAFFIC SIGNAL POST
- 10 EACH 3-SECTION SIGNAL HEAD
- 2 EACH 5-SECTION SIGNAL HEAD
- 4 EACH TRAFFIC SIGNAL BACKPLATE

THE FOLLOWING EXISTING TRAFFIC SIGNAL EQUIPMENT SHALL BE REMOVED BY THE CONTRACTOR, SAFELY STORED AND RELOCATED TO THE PROPOSED MAST ARMS AND TRAFFIC SIGNAL CONTROLLER:

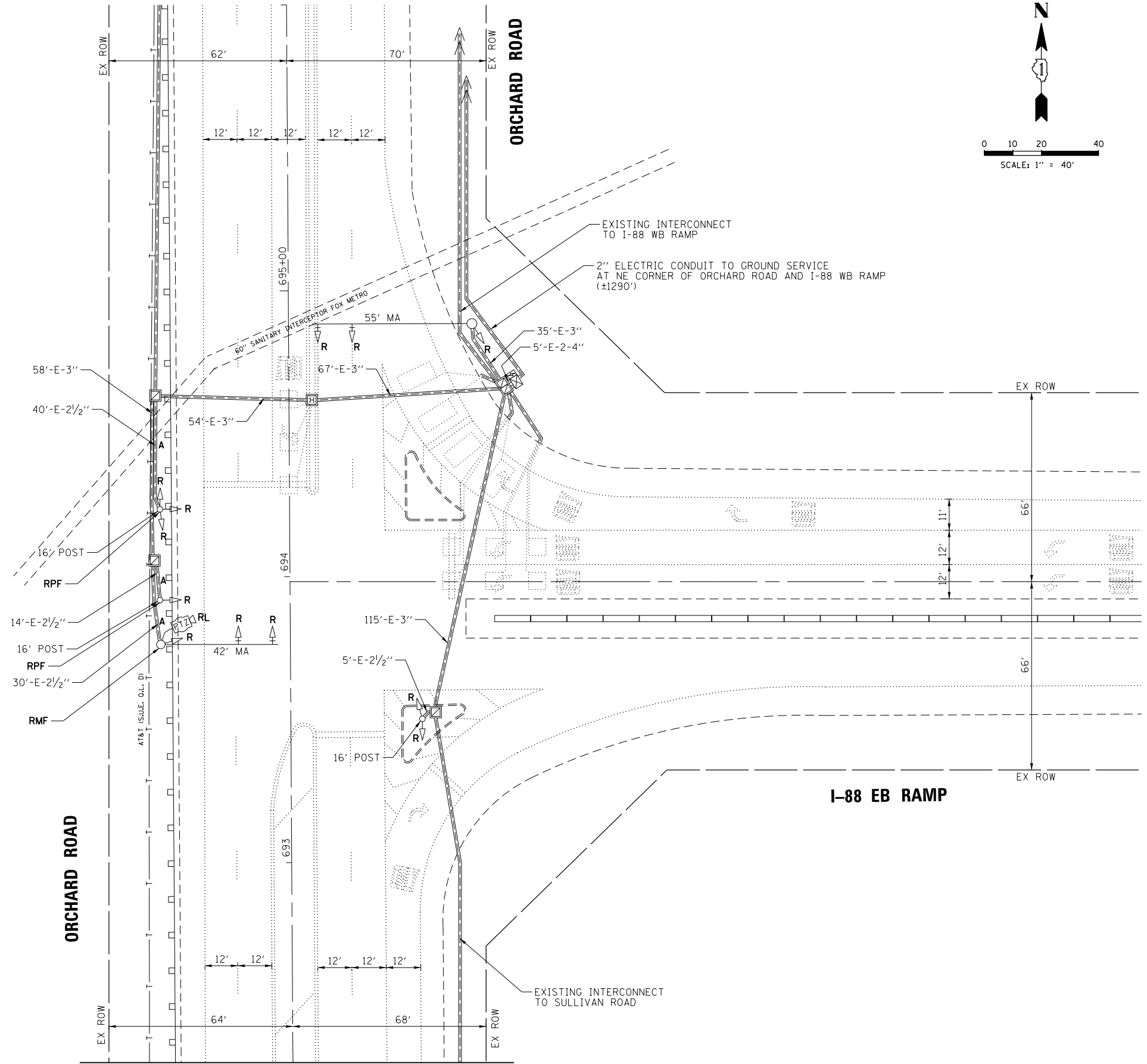
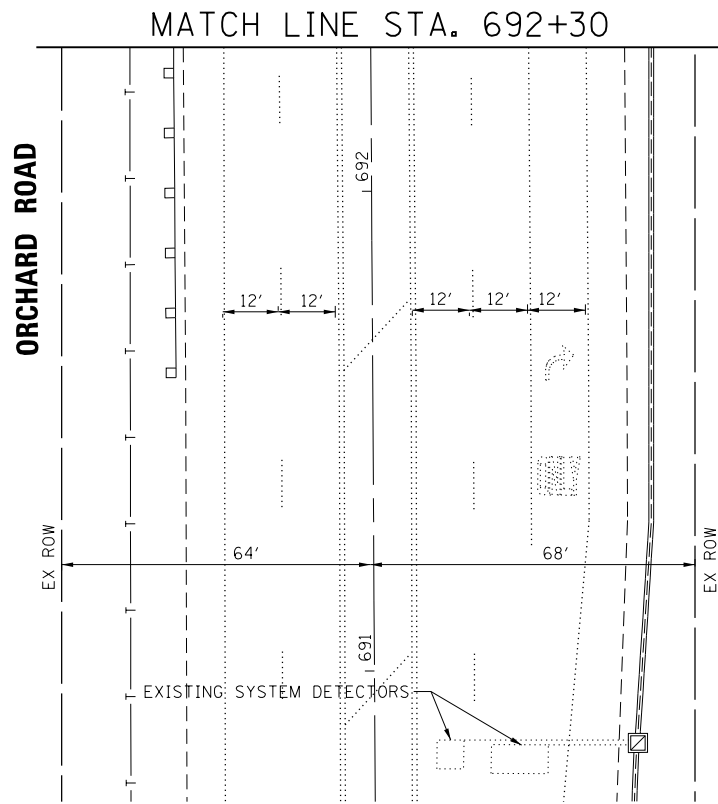
- 1 EACH PAN TILT ZOOM CAMERA



DATE	BY	SURVEYED	ALIGNED	CHECKED	DATE	BY	PLAN	NO.
		RT. OF WAY	CHECKED					
		ADD. FILE NAME						
DATE	BY	STRUCTURE	NOTATION	CHKD	DATE	BY	PROFILE	NO.
		GRADES	CHECKED					
		BLM	NOTED					
		STRUCTURE	NOTATION	CHKD				

CHRISTOPHER B. BURKE
ENGINEERING LTD.
3575 West Higgins Road, Suite 600
Rosemont, Illinois 60018
(617) 923-9300

TS SHT NO. 70



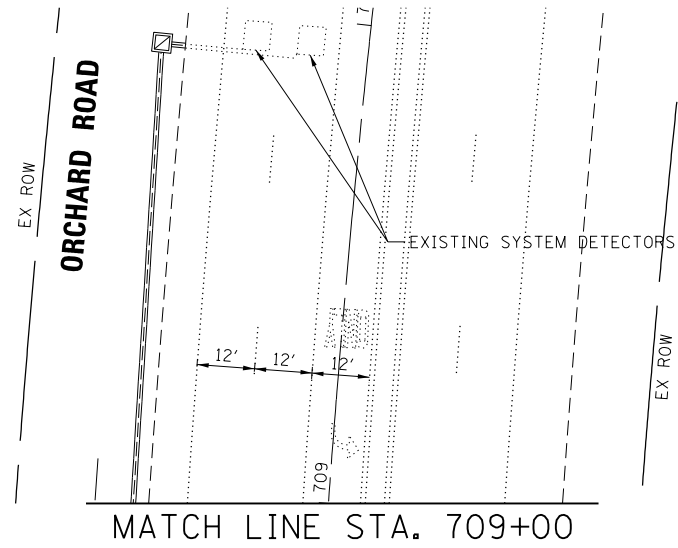
△ = EXISTING TOPO ADDED

FILE NAME 019_Orchard-I-88 EB Ramp 01.REM	USER NAME = fbariso	DESIGNED - TFS	REVISED - 4-12-2019	STATE OF ILLINOIS DEPARTMENT OF TRANSPORTATION	TRAFFIC SIGNAL REMOVAL PLAN ORCHARD ROAD AND I-88 EB RAMP				F.A.P. RTE.	SECTION	COUNTY	TOTAL SHEETS	SHEET NO.	
		DRAWN - FPB	REVISED -		SCALE:	SHEET NO.	OF SHEETS	STA.	TO STA.	VAR.	12-00424-00-SP	KANE	171	111
		CHECKED - GMZ	REVISED -		CONTRACT NO. 61E74									
		DATE - 4/15/2019	REVISED -		FED. ROAD DIST. NO. ILLINOIS FED. AID PROJECT HSIP-W3HX(781)									

PROFILE	SURVEYED	DATE
GRADES CHECKED	BY	
BLM. NOTED		
STRUCTURE NOTATIONS OK'D		
NOTE BOOK NO.	PLAN	DATE
	NO.	
	NO.	
	NO.	
	NO.	
	NO.	

TS SHT NO. 74

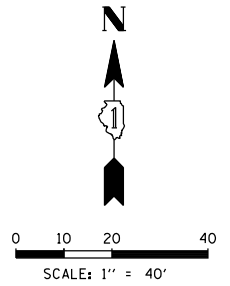
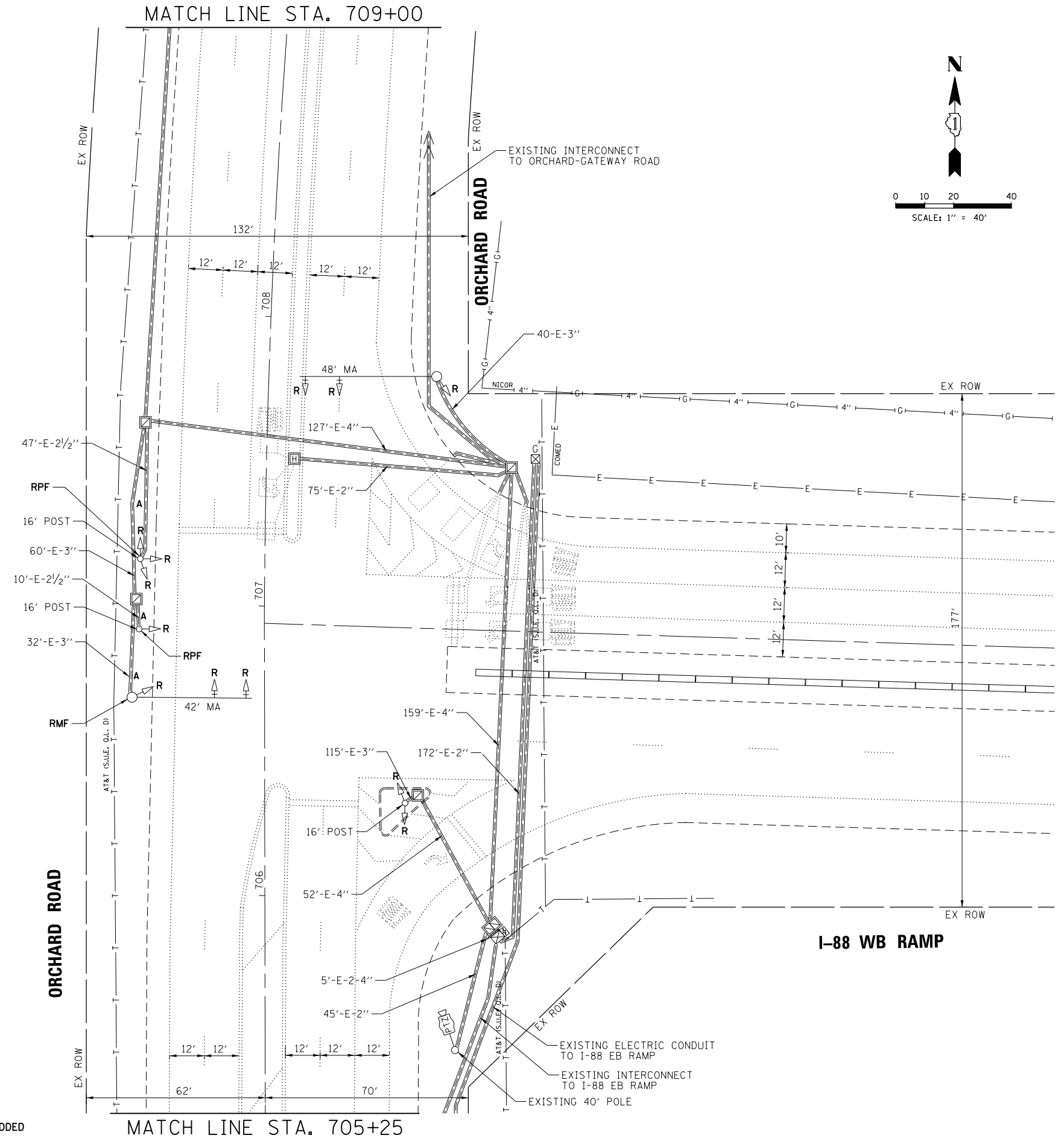
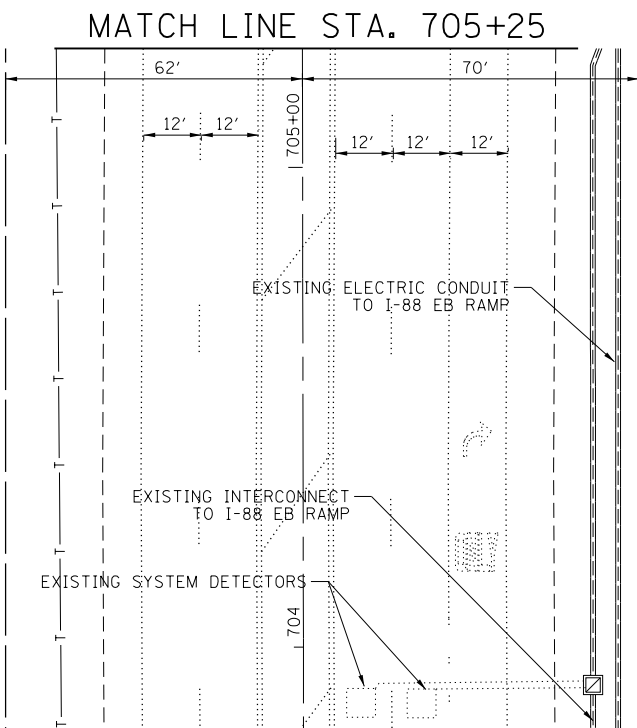
CHRISTOPHER B. BURKE
ENGINEERING LTD.
3575 West Higgins Road, Suite 600
Rosemont, Illinois 60018
(617) 823-5938



REMOVAL AND RELOCATION NOTES:

THE FOLLOWING ITEMS SHALL BE REMOVED BY THE CONTRACTOR AND SHALL BE DISPOSED OF BY THEM OUTSIDE THE RIGHT-OF-WAY AT THEIR EXPENSE. THE SALVAGE VALUE OF THE REMOVED EQUIPMENT SHALL BE REFLECTED IN THE CONTRACT BID PRICE.

- 1 EACH STEEL MAST ARM ASSEMBLY AND POST
- 2 EACH TRAFFIC SIGNAL POST
- 8 EACH 3-SECTION SIGNAL HEAD
- 4 EACH 5-SECTION SIGNAL HEAD
- 4 EACH TRAFFIC SIGNAL BACKPLATE



△ = EXISTING TOPO ADDED

FILE NAME
020_Orchard-1-88 WB Ramp 01.REM

USER NAME = fbariso	DESIGNED - TFS	REVISED - 4-12-2019
	DRAWN - FPB	REVISED -
PLOT SCALE = 48'	CHECKED - GMZ	REVISED -
PLOT DATE = 4/15/2019	DATE - 4/15/2019	REVISED -

STATE OF ILLINOIS
DEPARTMENT OF TRANSPORTATION

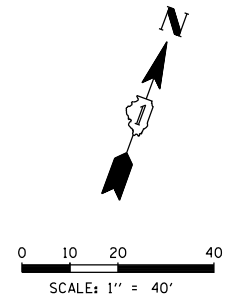
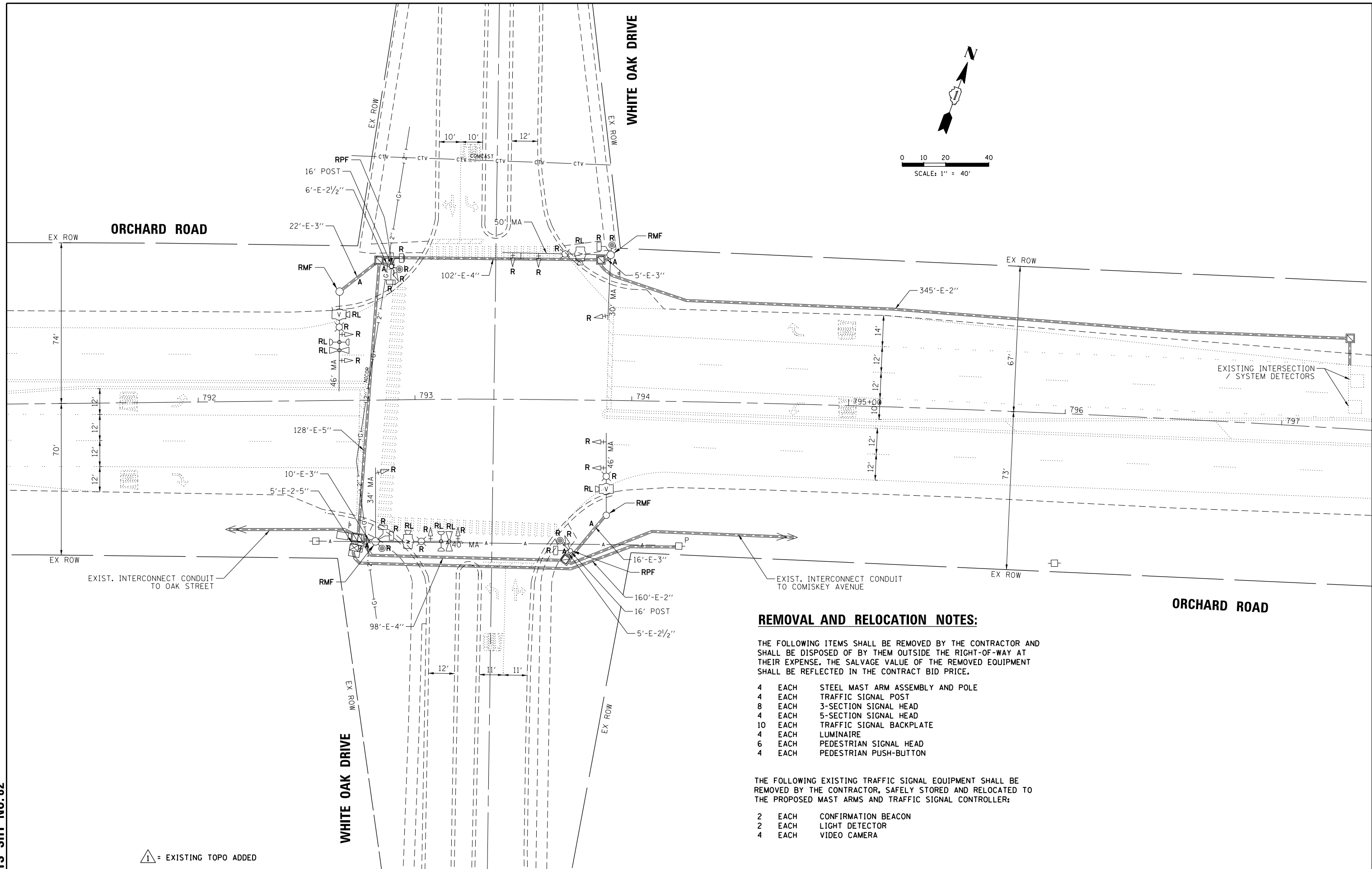
TRAFFIC SIGNAL REMOVAL PLAN
ORCHARD ROAD AND I-88 WB RAMP

SCALE: SHEET NO. OF SHEETS STA. TO STA.

F.A.P. RTE.	SECTION	COUNTY	TOTAL SHEETS	SHEET NO.
VAR.	12-00424-00-SP	KANE	171	115
CONTRACT NO. 61E74				
FED. ROAD DIST. NO.	ILLINOIS FED. AID PROJECT	HSJIP-W3HX(781)		

DATE	BY	SURVEYED	PLAN
		ALIGNED	NOTE BOOK
		RT. OF WAY CHECKED	NO.
		ADD. FILE NAME	
DATE	BY	SURVEYED	ENGINEERING LTD.
		GRADES CHECKED	CHRISTOPHER B. BURKE
		BLM. NOTED	3575 West Higgins Road, Suite 600
		STRUCTURE NOTATIONS OK'D	Rosemont, Illinois 60018
			(617) 923-5938
DATE	BY	PROF. FILE	
		NO. 028_Orchard-White Oak 01_REM	

TS SHT NO.82



REMOVAL AND RELOCATION NOTES:

THE FOLLOWING ITEMS SHALL BE REMOVED BY THE CONTRACTOR AND SHALL BE DISPOSED OF BY THEM OUTSIDE THE RIGHT-OF-WAY AT THEIR EXPENSE. THE SALVAGE VALUE OF THE REMOVED EQUIPMENT SHALL BE REFLECTED IN THE CONTRACT BID PRICE.

- 4 EACH STEEL MAST ARM ASSEMBLY AND POLE
- 4 EACH TRAFFIC SIGNAL POST
- 8 EACH 3-SECTION SIGNAL HEAD
- 4 EACH 5-SECTION SIGNAL HEAD
- 10 EACH TRAFFIC SIGNAL BACKPLATE
- 4 EACH LUMINAIRE
- 6 EACH PEDESTRIAN SIGNAL HEAD
- 4 EACH PEDESTRIAN PUSH-BUTTON

THE FOLLOWING EXISTING TRAFFIC SIGNAL EQUIPMENT SHALL BE REMOVED BY THE CONTRACTOR, SAFELY STORED AND RELOCATED TO THE PROPOSED MAST ARMS AND TRAFFIC SIGNAL CONTROLLER:

- 2 EACH CONFIRMATION BEACON
- 2 EACH LIGHT DETECTOR
- 4 EACH VIDEO CAMERA

△ = EXISTING TOPO ADDED

FILE NAME	USER NAME = fbariso	DESIGNED - TFS	REVISED - △ 4-12-2019
028_Orchard-White Oak 01_REM		DRAWN - FPB	REVISED -
		CHECKED - GMZ	REVISED -
		DATE - 4/15/2019	REVISED -

STATE OF ILLINOIS
DEPARTMENT OF TRANSPORTATION

TRAFFIC SIGNAL REMOVAL PLAN
ORCHARD ROAD AND WHITE OAK DRIVE

SCALE: SHEET NO. OF SHEETS STA. TO STA.

F.A.P. RTE.	SECTION	COUNTY	TOTAL SHEETS	SHEET NO.
VAR.	12-00424-00-SP	KANE	171	123
CONTRACT NO. 61E74				
FED. ROAD DIST. NO.	ILLINOIS FED. AID PROJECT	HSJIP-W3HX(781)		

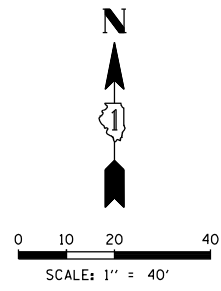
REMOVAL AND RELOCATION NOTES:

THE FOLLOWING ITEMS SHALL BE REMOVED BY THE CONTRACTOR AND SHALL BE DISPOSED OF BY THEM OUTSIDE THE RIGHT-OF-WAY AT THEIR EXPENSE. THE SALVAGE VALUE OF THE REMOVED EQUIPMENT SHALL BE REFLECTED IN THE CONTRACT BID PRICE.

- 3 EACH STEEL MAST ARM ASSEMBLY AND POST
- 1 EACH TRAFFIC SIGNAL POST
- 6 EACH 3-SECTION SIGNAL HEAD
- 6 EACH 5-SECTION SIGNAL HEAD
- 9 EACH TRAFFIC SIGNAL BACKPLATE
- 2 EACH LUMINAIRE

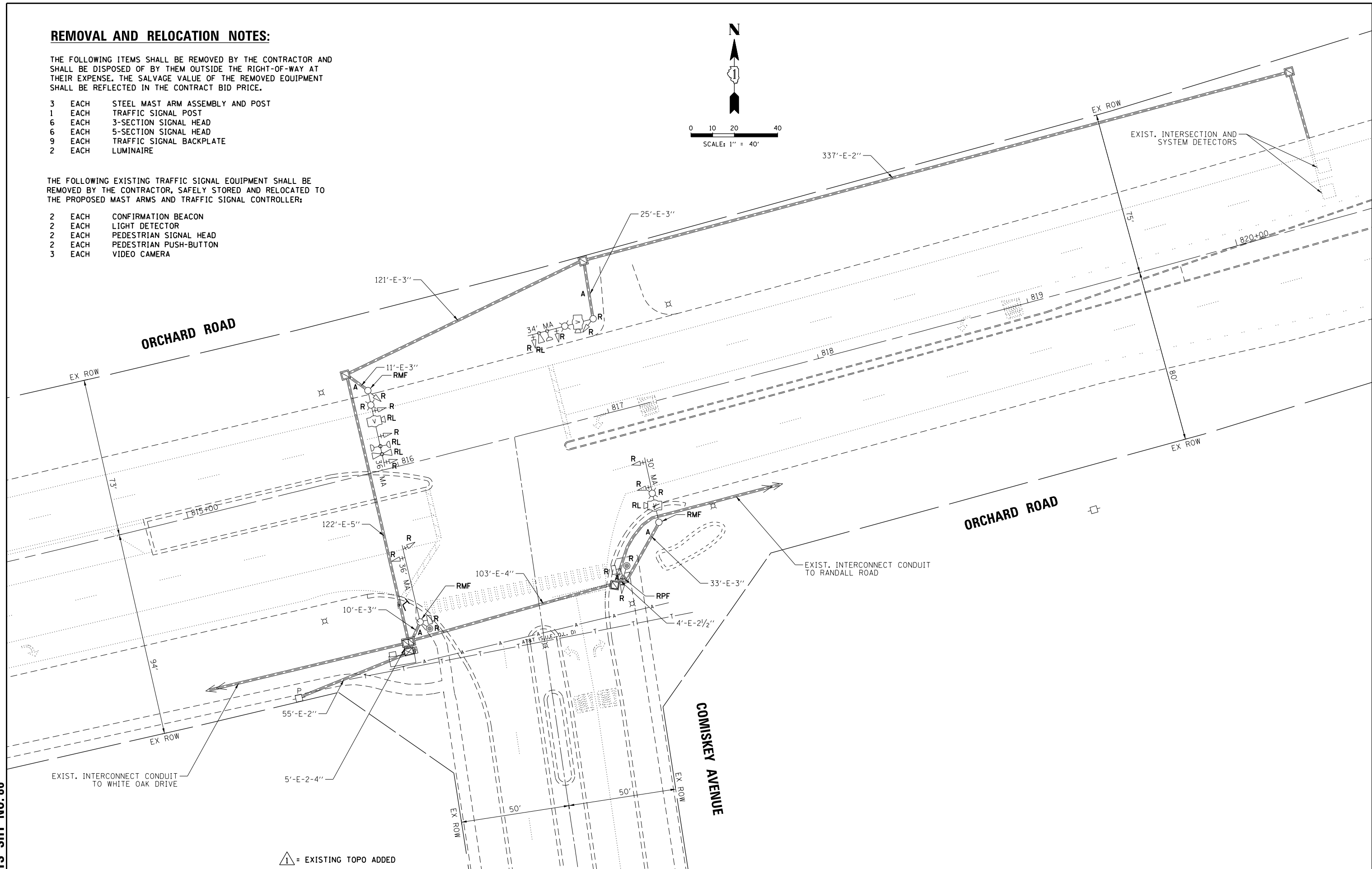
THE FOLLOWING EXISTING TRAFFIC SIGNAL EQUIPMENT SHALL BE REMOVED BY THE CONTRACTOR, SAFELY STORED AND RELOCATED TO THE PROPOSED MAST ARMS AND TRAFFIC SIGNAL CONTROLLER:

- 2 EACH CONFIRMATION BEACON
- 2 EACH LIGHT DETECTOR
- 2 EACH PEDESTRIAN SIGNAL HEAD
- 2 EACH PEDESTRIAN PUSH-BUTTON
- 3 EACH VIDEO CAMERA



DATE	
BY	
SURVEYED	ALIGNED
GRADES CHECKED	RT. OF WAY CHECKED
BLM. NOTED	ADD. FILE NAME
STRUCTURE NOTATIONS OK'D	
PROFILE	PLAN
NOTE BOOK NO.	NOTE BOOK NO.
DATE	
BY	
SURVEYED	ENGINEERING LTD.
GRADES CHECKED	3575 West Higgins Road, Suite 600
BLM. NOTED	Rosemont, Illinois 60018
STRUCTURE NOTATIONS OK'D	(617) 923-5930

TS SHT NO. 86



▲ = EXISTING TOPO ADDED

FILE NAME	USER NAME = fbariso	DESIGNED - TFS	REVISED - 4-12-2019
029_Orchard-Comiskey 01.REM		DRAWN - FPB	REVISED -
		CHECKED - GMZ	REVISED -
		DATE - 4/15/2019	REVISED -

**STATE OF ILLINOIS
DEPARTMENT OF TRANSPORTATION**

**TRAFFIC SIGNAL REMOVAL PLAN
ORCHARD ROAD AND COMISKEY AVENUE**

F.A.P. RTE.	SECTION	COUNTY	TOTAL SHEETS	SHEET NO.
VAR.	12-00424-00-SP	KANE	171	127
CONTRACT NO. 61E74				
FED. ROAD DIST. NO.	ILLINOIS FED. AID PROJECT	HSIP-W3HX(781)		

SCALE: SHEET NO. OF SHEETS STA. TO STA.