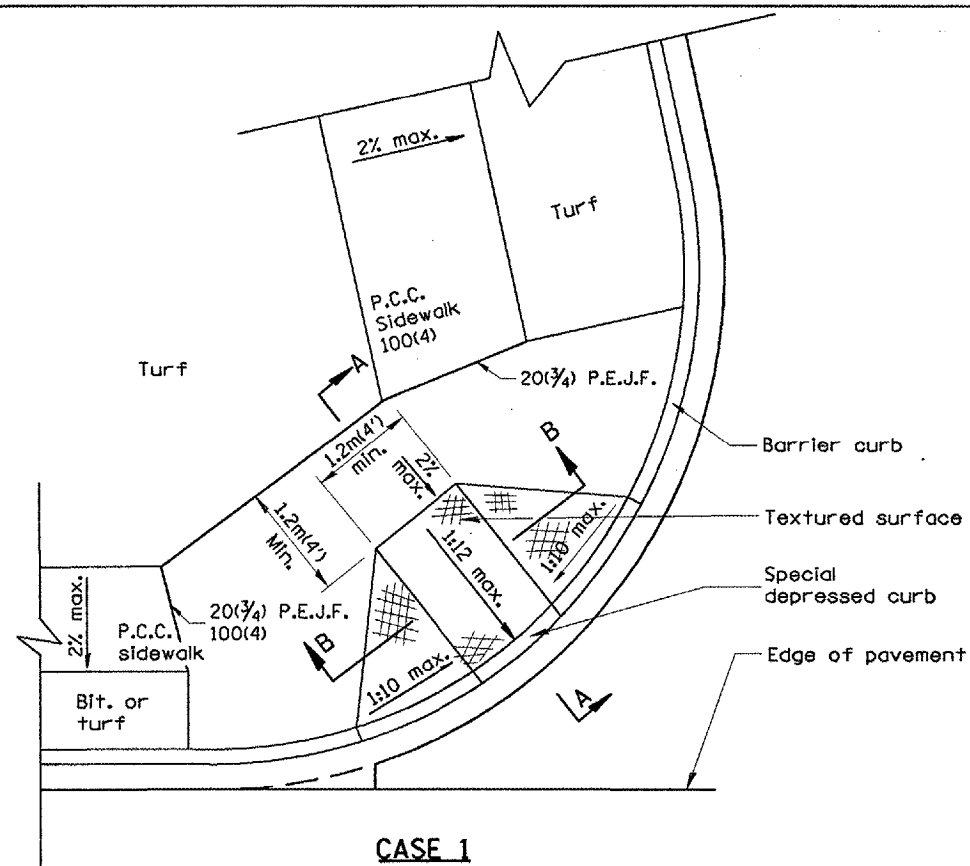
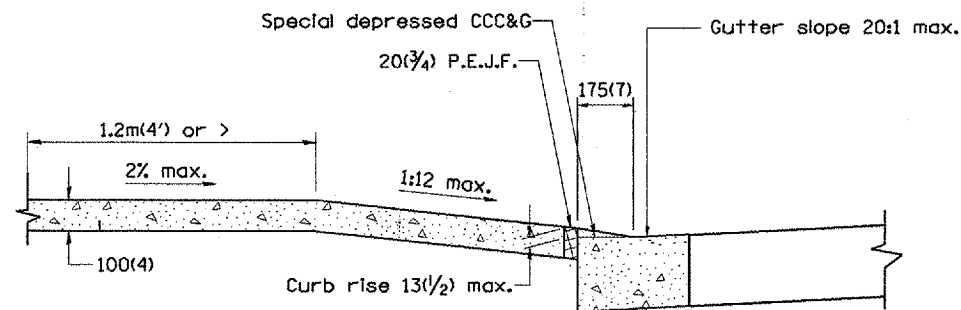


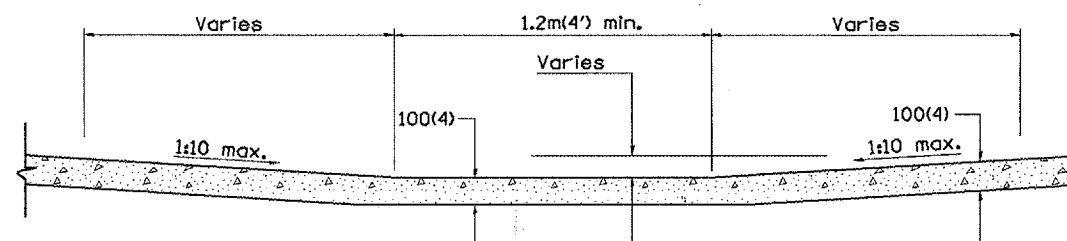
F.A.P. RTE.	SECTION	COUNTY	TOTAL SHEETS	SHEET NO.
313	103N-1,TS	WARREN		53
STAL	TO STA.			
FED. ROAD DIST. NO. 4 ILLINOIS FED. AID PROJECT				



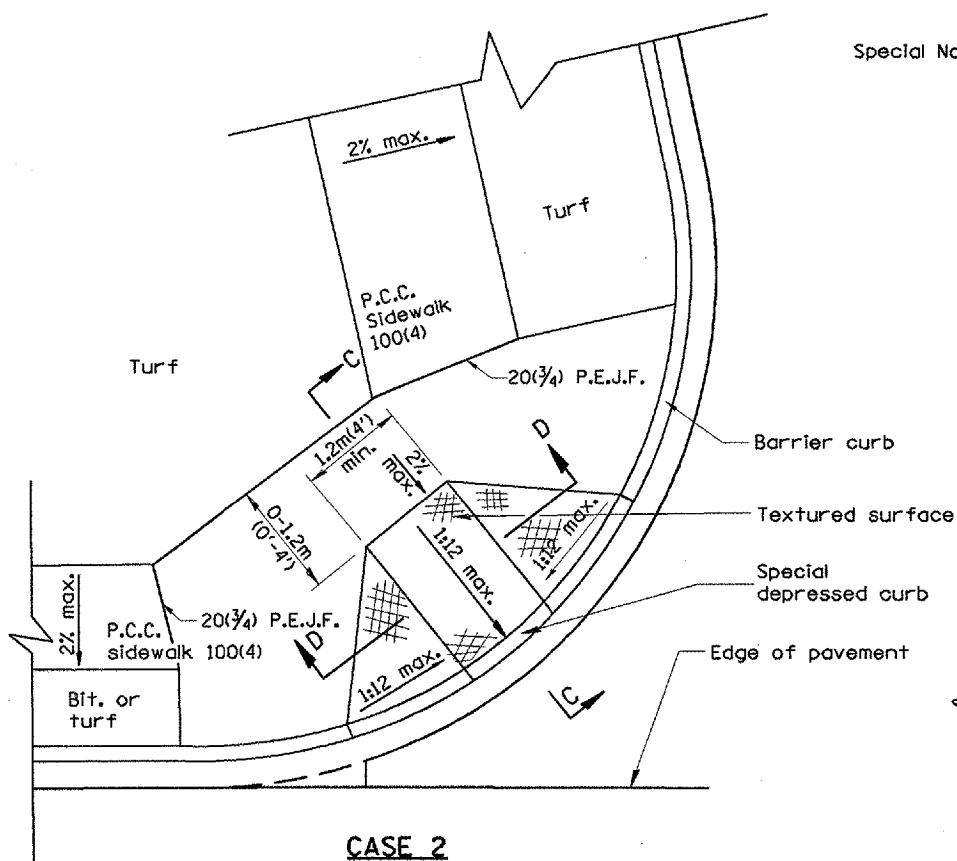
**CASE 1**  
TYPE B RAMP WITH 1.2m(4') OR MORE AT BACK OF RAMP



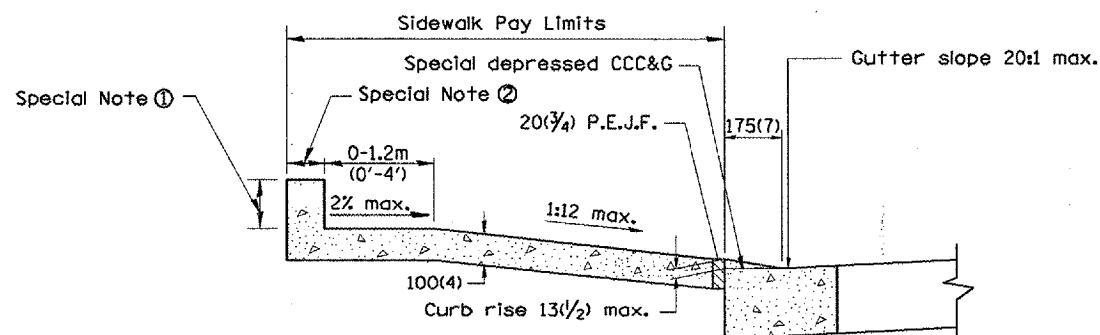
**SEC. A-A**



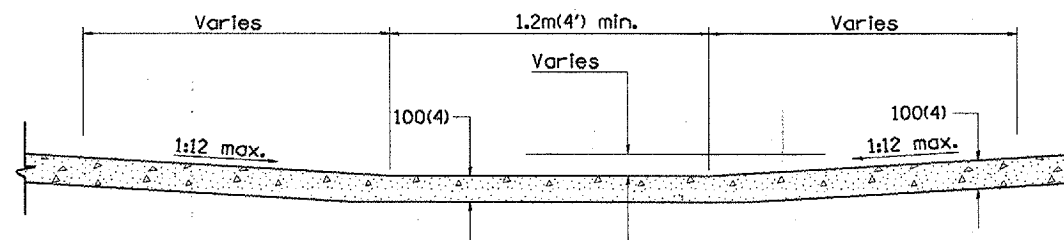
**SEC. B-B**



**CASE 2**  
TYPE B RAMP WITH LESS THAN 1.2m(4') AT BACK OF RAMP



**SEC. C-C**



**SEC. D-D**

**GENERAL NOTES**

1. Refer to State Standard 424001 for texturing and other design elements.
2. The controls shown on this standard are applicable to Type B Curb and Combination Concrete Curb & Sidewalk construction.
3. The maximum length of texturing shall be 1.8m(6') unless otherwise shown.

**SPECIAL NOTES**

- ① Variable height edge treatment as required to match existing conditions.  
Maximum height = 225(9)
- ② 100(4) wall to be built outside of plan sidewalk width, if ROW allows.

All dimensions are in millimeters (Inches) unless otherwise noted.

ILLINOIS DEPARTMENT OF TRANSPORTATION  
**DISTRICT CADD STANDARD**

**SIDEWALK RAMPS ACCESSIBLE TO THE DISABLED**

CADD std. NO. 424001-D4 SHEET 1 of 2  
SCALE: NOT DRAWN TO SCALE DRAWN BY CADD  
DATE \*\*DATE\*\* CHECKED BY

DATE	REVISIONS	BY
1-1-97	RENUM. A-5.01, NEW REVISION BOX, REVISED TITLE.	T.P.
9-15-05	REVISED DESIGNER NOTE	M.M.A.

DATE