

ROUTE	SECTION	COUNTY	TOTAL SHEETS	SHEET NO.
FAS 924	05-00094-00-RS	UNION	11	11
PROJECT NO: RS-924 (121)			CONTRACT NO. 99256	

Location	Centerline (Yellow Dashed)	Edge Line (White Solid)	No Passing (Yellow Solid)
Sta. 6+68.71 to Sta. 261+40	23,685	49,705	4,710

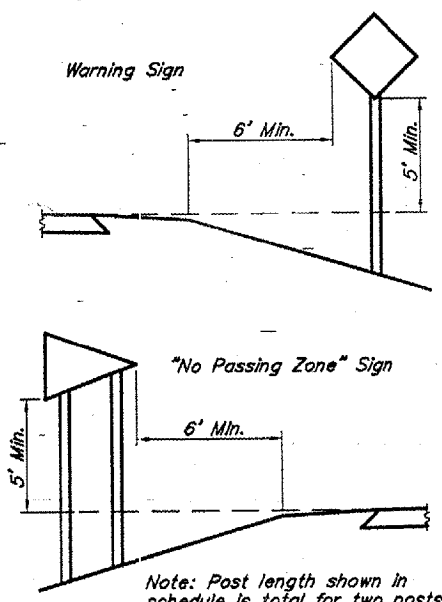
See schedule below for limits of "No Passing Zones".
See Standard 78001 for typical pavement markings.

EAST BOUND LANE		WEST BOUND LANE	
Location	Length	Location	Length
Sta. 6+70 to Sta. 11+00	430'	Sta. 6+70 to Sta. 18+00 ¹	1,130'
Sta. 35+50 ¹ to Sta. 79+00	4,350'	Sta. 44+50 to Sta. 82+00 ¹	4,350'
Sta. 89+75 ¹ to Sta. 113+50	2,375'	Sta. 98+00 to Sta. 122+50 ¹	2,450'
Sta. 128+50 ¹ to Sta. 139+50	1,100'	Sta. 137+50 to Sta. 148+50 ¹	1,000'
Sta. 157+00 ¹ to Sta. 166+00	900'	Sta. 166+00 to Sta. 175+00 ¹	900'
Sta. 197+75 ¹ to Sta. 214+00	1,625'	Sta. 206+50 to Sta. 223+00 ¹	1,650'
Sta. 248+75 ¹ to Sta. 255+50	675'	Sta. 257+75 to Sta. 264+25 ²	650'
TOTALS	11,455'		12,230'

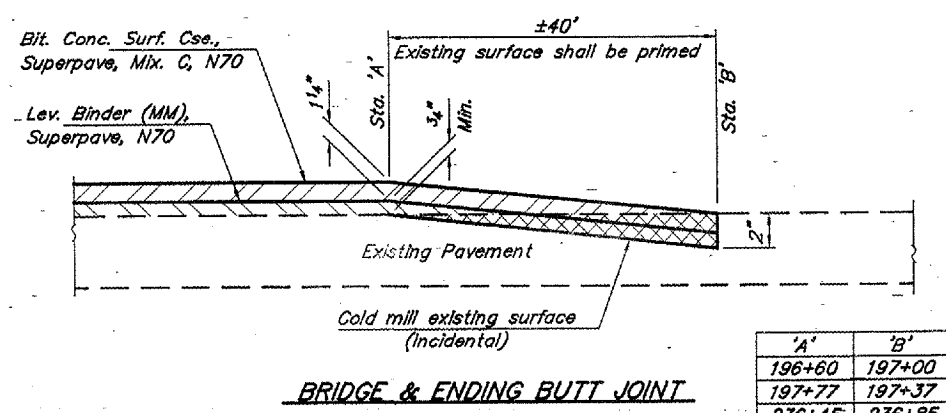
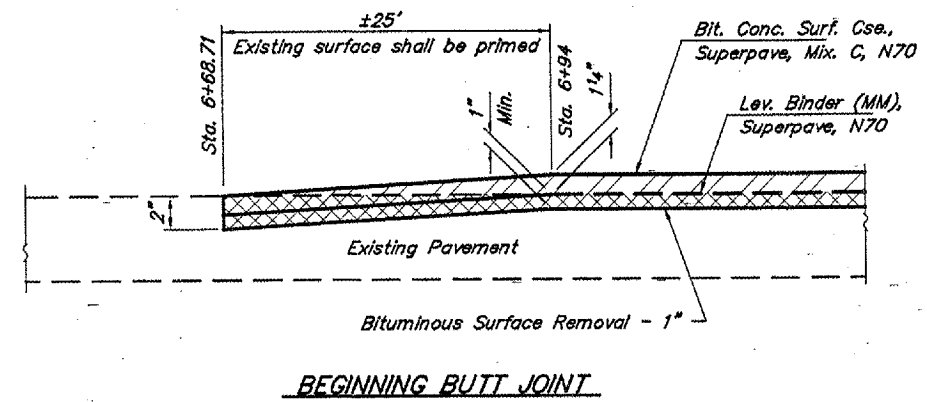
¹ Denotes location of "No Passing Zone" signs to be erected in accordance with Sign Schedule & Mounting Detail.
² "No Passing Zone" markings extend beyond limits of improvement due to existing alignment.

Location	Name	Signs		Post Length
		No.	Sq. Ft.	
Sta. 49+00 Lt.	SIDE ROAD 45°	W2-3	9.00	16.5
Sta. 68+00 Lt.	SIDE ROAD 90°	W2-2	9.00	16.5
Sta. 95+50 Rt.	SIDE ROAD 90°	W2-2	9.00	16.5
Sta. 105+50 Lt.	SIDE ROAD 90°	W2-2	9.00	16.5
Various (12)*	NO PASSING	W14-3	118.80	396.0
TOTALS			154.80	462.0

* See Schedule of "No Passing Zones" for sign locations. Each location will have one sign of 9.90 Sq. Ft. and two posts with a combined length of 33.0 Ft. Quantities shown are totals.



SIGN SCHEDULE & MOUNTING DETAIL



'A'	'B'
196+60	197+00
197+77	197+37
236+45	236+85
239+15	238+75
261+00	261+40

MISCELLANEOUS DETAILS
FAS ROUTE 924
SECTION 05-00094-00-RS
PROJECT NO. RS-924 (121)
UNION COUNTY

646 MBCT 02/17/06 1107 RLM