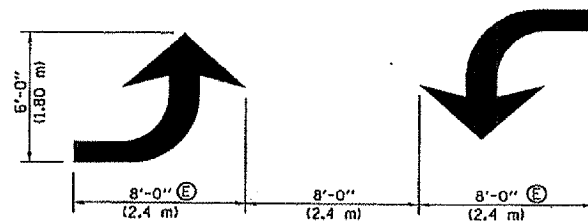


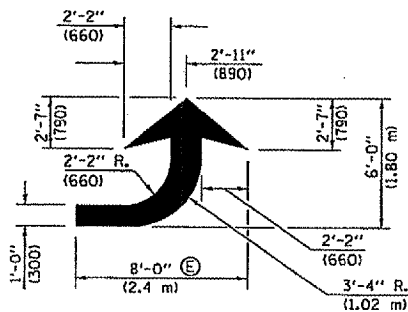
F.A. RYE.	SECTION	COUNTY	TOTAL SHEETS	SHEET NO.
		**	23	23

D-5 CONTRACT MAINT 2005-9
 CHAMPAIGN & VERMILION
 CONTRACT NO. 70448

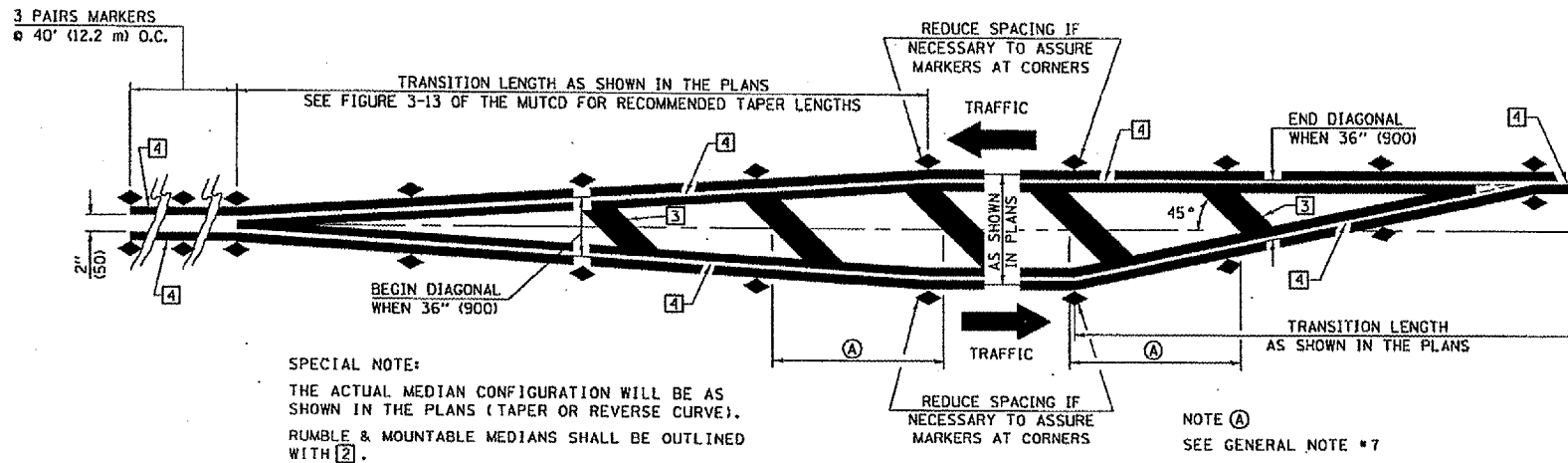
TYPICAL APPLICATIONS OF PAVEMENT MARKINGS AND MARKERS



TYPICAL DOUBLE
TURN ARROWS (WHITE)

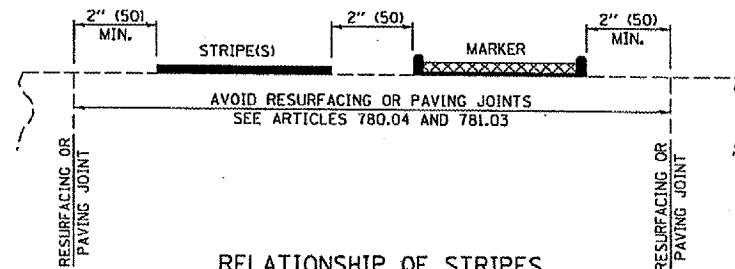


LEFT ARROW
 REVERSE FOR RIGHT ARROW
 AREA = 15.6 SQ. FT. (1.47 m²)
 (WHITE)

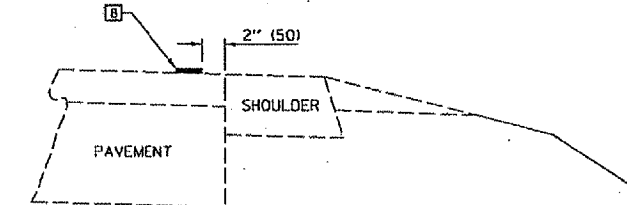


SPECIAL NOTE:
 THE ACTUAL MEDIAN CONFIGURATION WILL BE AS SHOWN IN THE PLANS (TAPER OR REVERSE CURVE).
 RUMBLE & MOUNTABLE MEDIANS SHALL BE OUTLINED WITH [2].

TYPICAL MEDIAN TRANSITIONS



RELATIONSHIP OF STRIPES,
MARKERS AND JOINTS



RELATIONSHIP OF EDGE STRIPE TO
SAFETY SHOULDER OR PAVED SURFACE

SPECIAL NOTES:

- (B) TURN ARROW PAIRS SHALL BE PLACED AT 250' (75 m) INTERVALS AND SHALL BE EVENLY SPACED BETWEEN BOTH ENDS OF THE BIDIRECTIONAL LEFT TURN LANE.
- (C) THE SOLID YELLOW PAVEMENT MARKINGS [2] SHOULD GENERALLY START OR END NEAR THE RADIUS POINT OF EACH STREET RETURN EXCEPT WHERE ONE OR BOTH ENDS WOULD INCLUDE STOP BARS.
- (D) THE SKIP-DASH PAVEMENT MARKINGS [1] OR [7] SHOULD BE CENTERED BETWEEN BOTH ENDS OF EACH CITY BLOCK AND SHALL BE PLACED SO THEY LINE UP ACROSS FROM EACH OTHER. SEE EXAMPLE ON SHEET 2 OF 3.
- (E) TURN ARROW SIZE DEPENDS ON THE LOCATION.
 RURAL LOCATION - LARGE ARROW SIZE
 URBAN LOCATION - SMALL ARROW SIZE

GENERAL NOTES

- 1. WHEN MEDIANS ARE PRESENT, PAVEMENT MARKINGS ARE TO BE PLACED ADJACENT TO MEDIANS.
- 2. SCALE: NONE
- 3. SOME OF THE INFORMATION INCLUDED WITH THIS DETAIL MAY NOT BE APPLICABLE TO THIS IMPROVEMENT.
- 4. PAVEMENT MARKINGS ARE TO BE EXTENDED THROUGH OMISSIONS WHEN APPLICABLE.
- 5. A STRIPING KEY IS AVAILABLE ELSEWHERE AND SHALL BE SHOWN WHERE THE QUANTITIES ARE LISTED.
- 6. FINAL PAVEMENT MARKINGS SHALL BE IN PLACE PRIOR TO PLACING ANY RAISED REFLECTIVE PAVEMENT MARKERS.
- 7. THE FOLLOWING CRITERIA SHALL BE USED FOR SELECTING THE DIAGONAL PAVEMENT MARKING SPACING,
 < 30 MPH USE 15' (< 50 km/h USE 4.5 m)
 30-45 MPH USE 20' (50-75 km/h USE 6.0 m)
 > 45 MPH USE 30' (> 75 km/h USE 9.0 m)

SHEET 3 OF 3

DESIGNED	NAME	DATE	REVISIONS
J.M.H.		3/85	
CHECKED	FMS	6/85	
CADD NO.	F-5.25	6/88	

ALL DIMENSIONS ARE IN INCHES (MILLIMETERS)
 UNLESS OTHERWISE SHOWN.