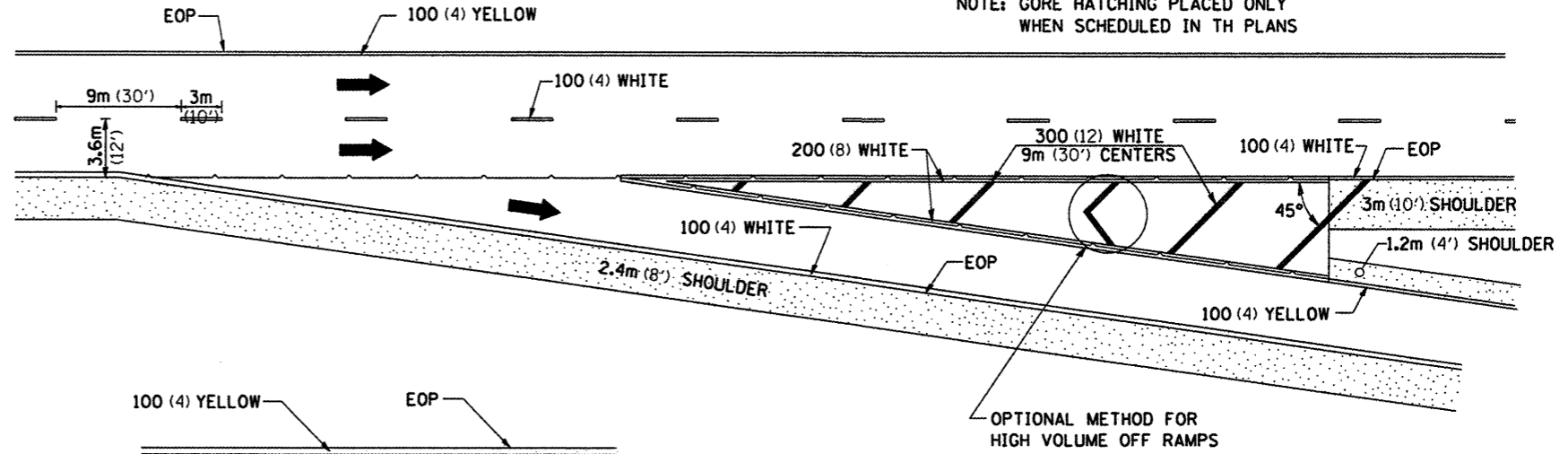


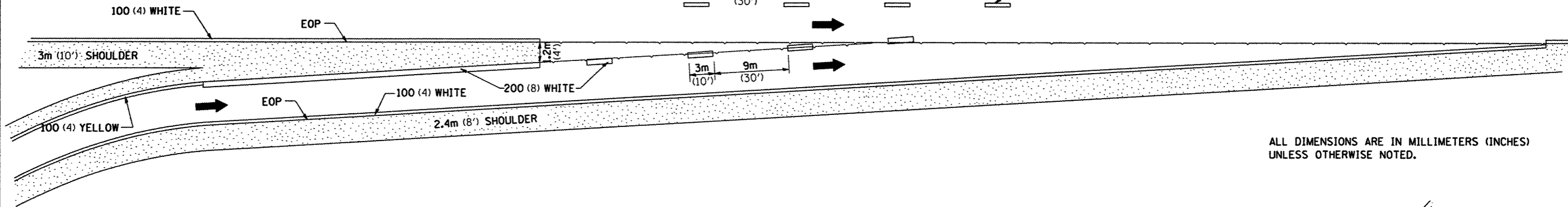
PAINING DETAILS

EXIT RAMP

NOTE: GORE HATCHING PLACED ONLY WHEN SCHEDULED IN TH PLANS

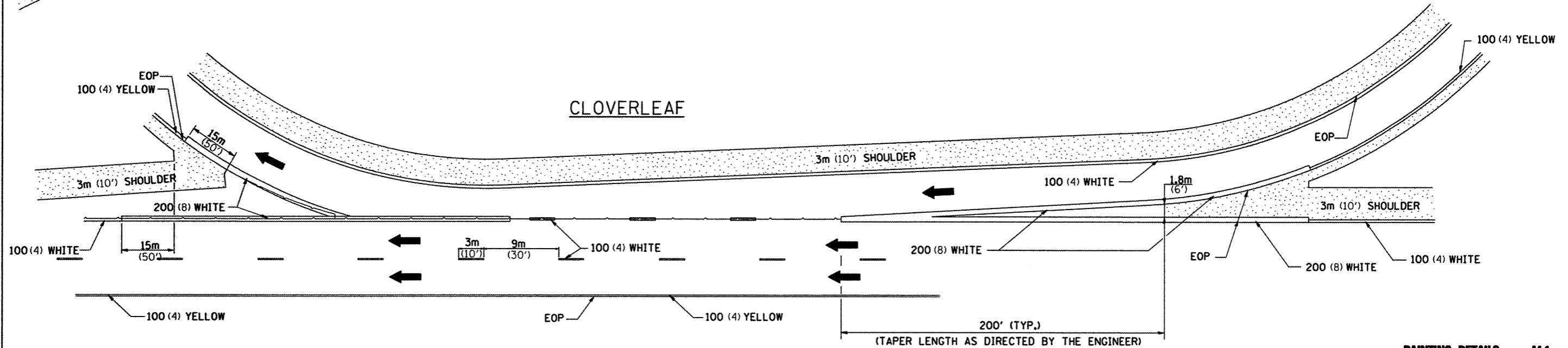


ENTRANCE RAMP



ALL DIMENSIONS ARE IN MILLIMETERS (INCHES) UNLESS OTHERWISE NOTED.

CLOVERLEAF



PAINING DETAILS 44.1



USER NAME = Steve Prange	DESIGNED - SJP / MNB	REVISED - 5-27-09
PLOT SCALE = 40,0000 / IN.	DRAWN - ERD	REVISED -
PLOT DATE = 02/04/11	CHECKED - SJP	REVISED -
	DATE - 02/04/2011	REVISED -

CITY OF ROCKFORD
 MORGAN STREET BRIDGE

IDOT D2 / CITY STANDARD DRAWINGS - 14

SCALE: N/A SHEET NO. 14 OF 15 SHEETS STA. TO STA.

F.A. RTE.	SECTION	COUNTY	TOTAL SHEETS	SHEET NO.
5077	99-00493-00-BR	WINNEBAGO	253	252
CONTRACT NO. 85529				
FED. ROAD DIST. NO. 2 [ILLINOIS] FED. AID PROJECT BRM-5099653				