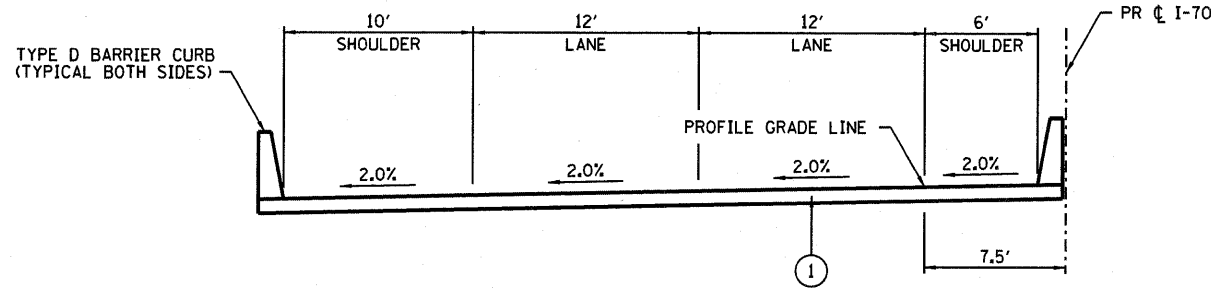
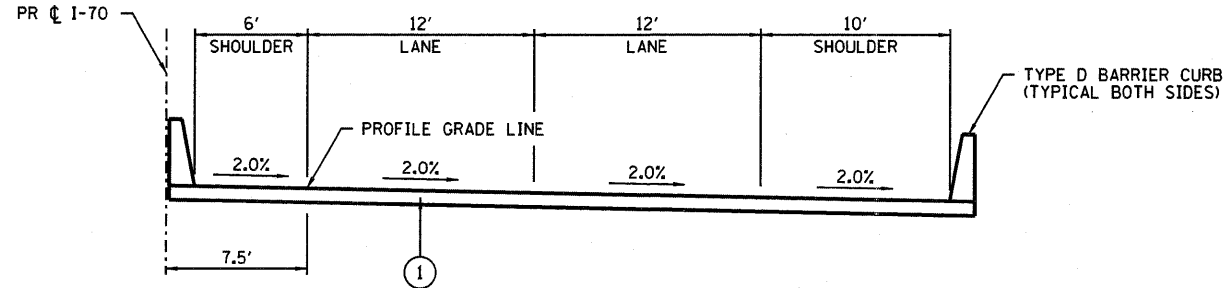


F.A. ROUTE	SECTION
999	82-1B-2
FED. AID PROJECT	ILLINOIS
COUNTY	ST. CLAIR

USER NAME = John Keeven
PLOT SCALE = 50.00' / IN.
PLOT DATE = 4/14/2010
DESIGNED - HNTB
CHECKED - CMT
DRAWN - CMT / HNTB
REVISED -
REVISED -
REVISED -
REVISED -



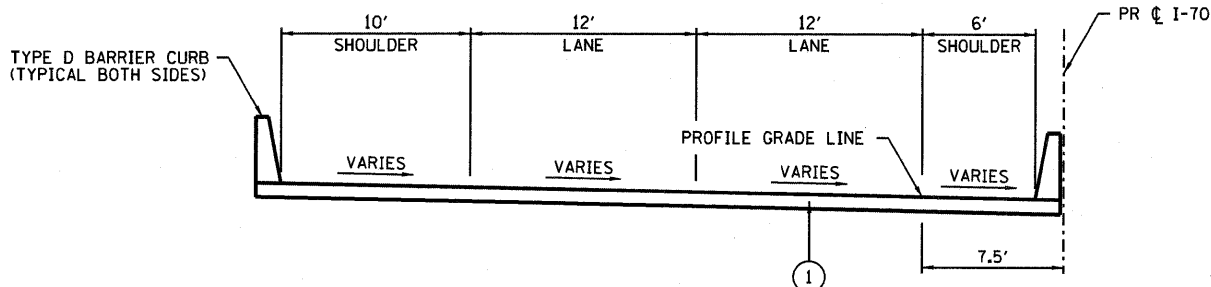
TYPICAL SECTION NO. 1
I-70 WBL: STA 102+35.75 TO STA 120+00.00



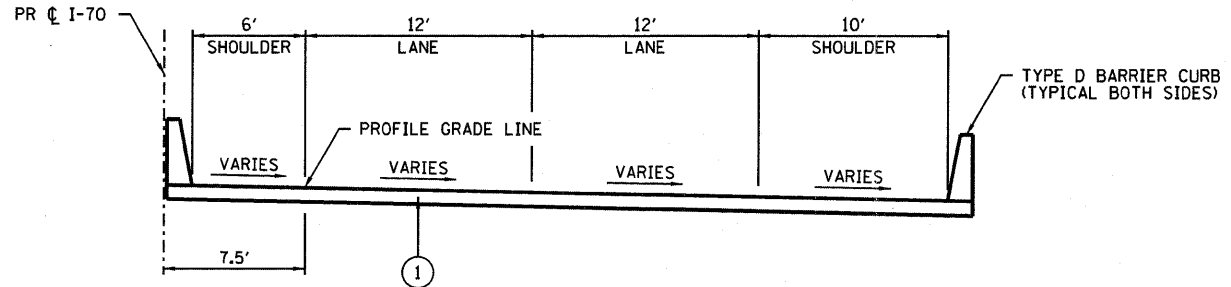
TYPICAL SECTION NO. 2
I-70 EBL: STA 102+35.75 TO STA 122+42.00

PROPOSED LEGEND

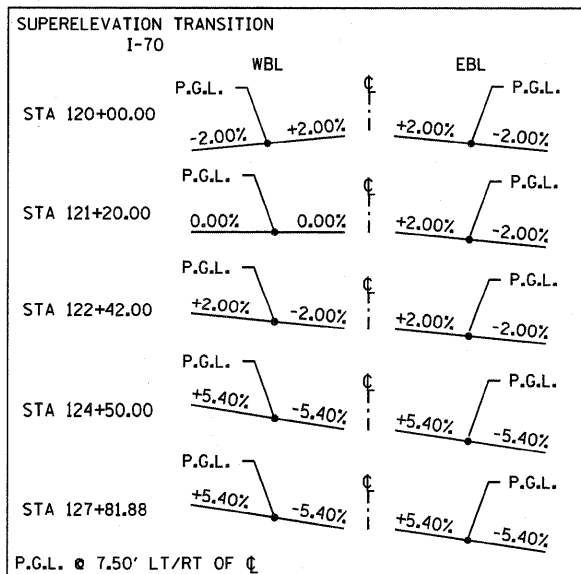
① BRIDGE STRUCTURE (SEE BRIDGE PLANS)



TYPICAL SECTION NO. 3
I-70 WBL: STA 120+00.00 TO STA 127+81.88



TYPICAL SECTION NO. 4
I-70 EBL: STA 122+42.00 TO STA 127+81.88



TYPICAL SECTION I-70
ILLINOIS APPROACH STRUCTURE
FOR NEW I-70 MISSISSIPPI RIVER BRIDGE
STA. 102 + 35.75 TO STA. 127 + 81.88

STATE OF ILLINOIS
DEPARTMENT OF TRANSPORTATION
MISSOURI HIGHWAYS
AND TRANSPORTATION COMMISSION

HNTB
715 KIRK DRIVE
KANSAS CITY, MO 64105
TELEPHONE (816) 472-1201
CERTIFICATE OF AUTHORITY
NO. 001270

CMT
CRAWFORD, MURPHY & TILLY, INC.
2750 WEST WASHINGTON STREET
SPRINGFIELD, IL 62702
TELEPHONE (217) 787-8050
ENGINEERING CORPORATION - 000631

SHEET 1 OF 1
TYPICAL SECTION
INTERSTATE 70