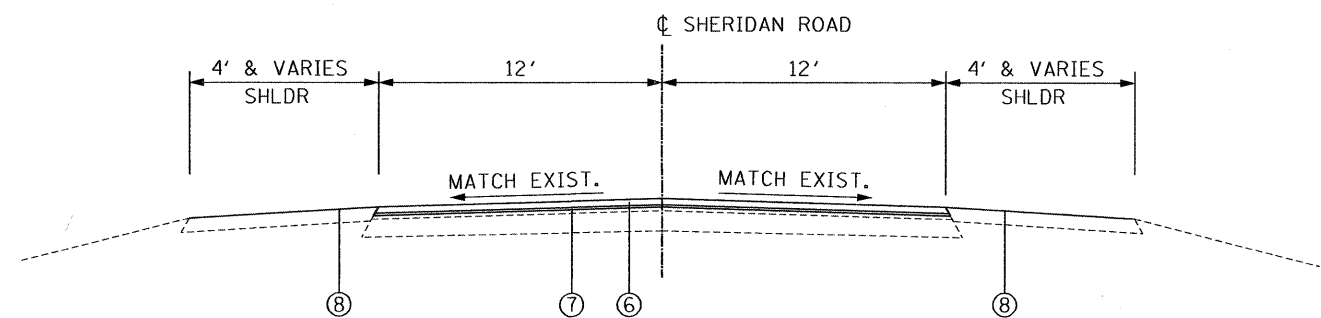


EXISTING TYPICAL SECTION

SHERIDAN ROAD
STA. 10+27 TO STA. 76+79



PROPOSED TYPICAL SECTION

SHERIDAN ROAD
STA. 10+27 TO STA. 76+79

LEGEND

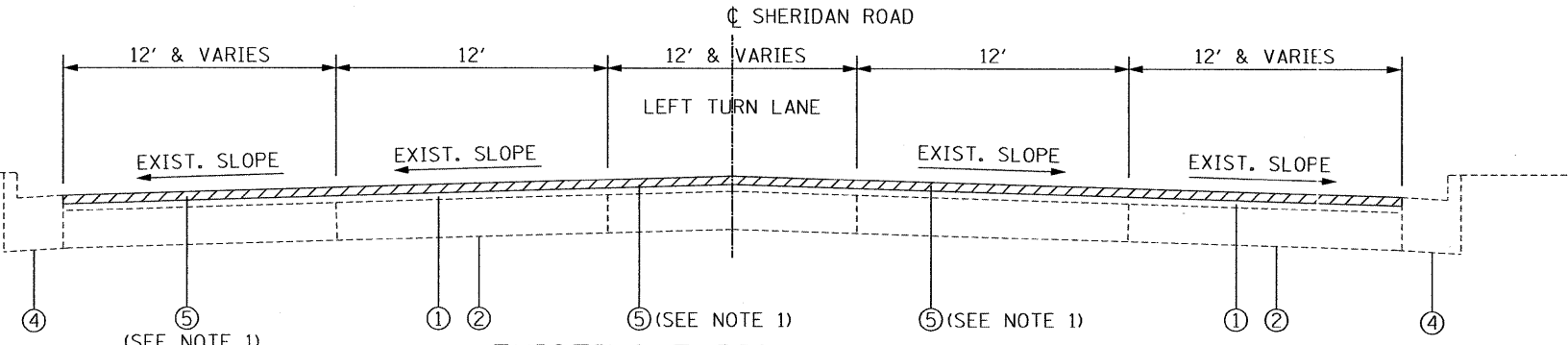
- ① EXISTING +/-4" HMA SURFACE
- ② EXISTING +/-10" P.C.C. BASE
- ③ EXISTING AGGREGATE SHOULDER +/- 6"
- ④ EXISTING B-6.24 CURB AND GUTTER
- ⑤ HMA SURFACE REMOVAL - 2 1/4" (SEE NOTE 1)
- ⑥ HOT-MIX ASPHALT SURFACE COURSE, MIX "D", N70 (IL-9.5MM) -1 1/2"
- ⑦ POLYMERIZED LEVELING BINDER (MACHINE METHOD), IL-4.75, N50 -3/4"
- ⑧ GRADING AND SHAPING SHOULDERS & AGGREGATE WEDGE SHOULDER, TYPE B
- ⑨ PROPOSED B-6.24 CURB AND GUTTER (SEE NOTE 2)

NOTES

1. THE CONTRACTOR SHALL PERFORM THE PAVEMENT PATCHING OPERATIONS PRIOR TO THE HMA SURFACE REMOVAL OPERATION. SEE IDOT DISTRICT 1 DETAIL PAVEMENT PATCHING FOR HMA SURFACED PAVEMENT BD-400-04 (BD-22) FOR ADDITIONAL INFORMATION.
2. LOCATIONS OF COMBINATION CONCRETE CURB AND GUTTER REMOVAL AND REPLACEMENT, WILL BE DETERMINED IN THE FIELD BY THE ENGINEER.

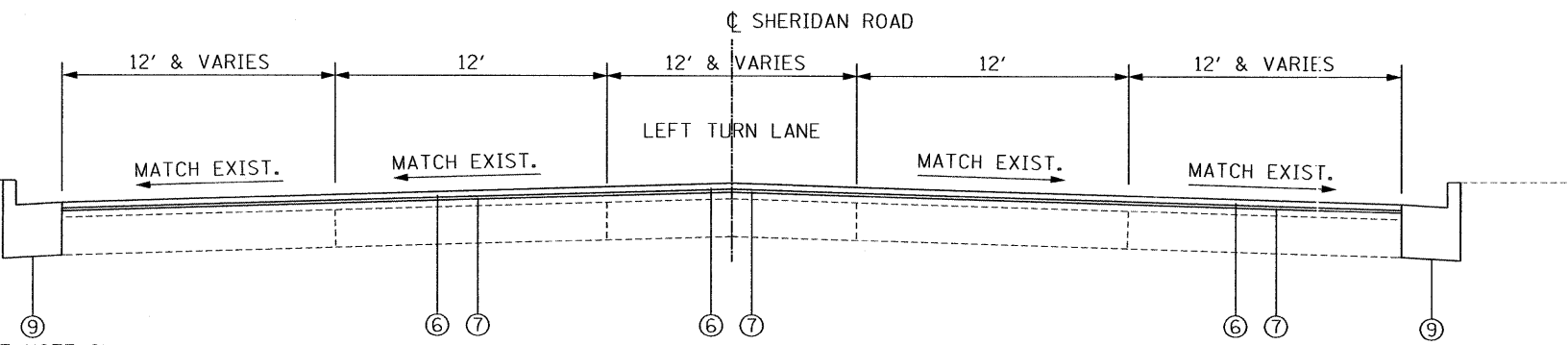
HMA MIXTURES REQUIREMENT		
MIXTURE USES	AC TYPE	VOIDS
HOT-MIX ASPHALT SURFACE COURSE, MIX "D", N70 (IL-9.5mm)	PG 64-22	4% @ 70 GYR.
POLYMERIZED LEVELING BINDER (MACHINE METHOD), IL-4.75, N50	SBS/SBR PG 76-28/-22	4% @ 50 GYR.
CLASS D PATCHES (HMA BINDER IL-19 MM)	PG 64-22 (SEE NOTE 2)	4% @ 70 GYR.
HMA REPLACEMENT OVER PATCHES (HMA BINDER IL-19MM)	PG 64-22 (SEE NOTE 2)	4% @ 70 GYR.

- MIXTURE NOTES:
1. THE UNIT WEIGHT USED TO CALCULATE ALL HOT-MIX ASPHALT SURFACE MIXTURES IS 112 LBS/SQ YD/IN
 2. WHEN RAP EXCEEDS 20%, THE NEW ASPHALT BINDER IN THE MIX SHALL BE PG 58-22.



EXISTING TYPICAL SECTION

SHERIDAN ROAD
STA. 76+79 TO STA. 97+47



PROPOSED TYPICAL SECTION

SHERIDAN ROAD
STA. 76+79 TO STA. 97+47

FILE NAME: P:\2007\ME070802_Ver\Var-Phil\Cadd\W015_SheridanRd\Shsta\04TYP-shr-Sheridan.dgn
 SCALE: 1/4" = 1'-0"
 USER: JIN
 PLS: JIN
 DATE: 4/16/2009

200 22ND Street, Suite 216, Lombard, IL 60148
 630.785.0110 voice, 630.839.2566 fax
 WWW.MPS-IL.COM
MILLENNIA PROFESSIONAL SERVICES

DESIGNED - TVN	REVISED -
DRAWN - TVN	REVISED -
CHECKED - RPD	REVISED -
DATE - 4/16/2009	REVISED -

STATE OF ILLINOIS
DEPARTMENT OF TRANSPORTATION

SHERIDAN ROAD		TYPICAL SECTIONS	
BLODGETT AVE TO IL RTE 137 (BUCKLEY RD)		SECTION	
SCALE:	SHEET NO. OF SHEETS	STA. TO STA.	F.A.U. RTE. SECTION COUNTY TOTAL SHEETS SHEET NO.
			2744 (113 & 113 W) RS-10 LAKE 4
		CONTRACT NO. 60H08	

F.A.U. RTE.	SECTION	COUNTY	TOTAL SHEETS	SHEET NO.
2744	(113 & 113 W) RS-10	LAKE	4	4
CONTRACT NO. 60H08				