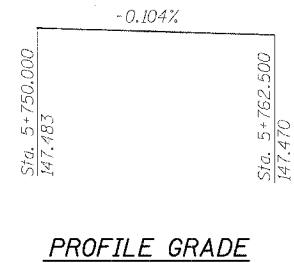
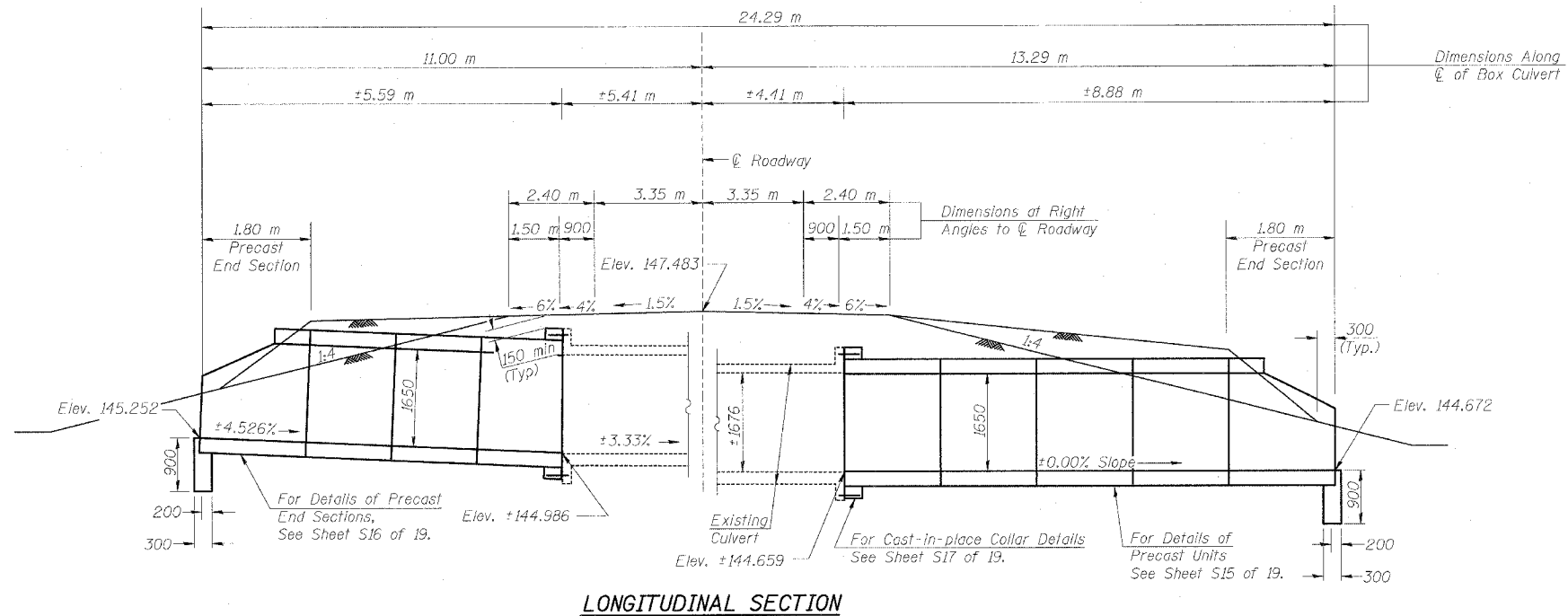
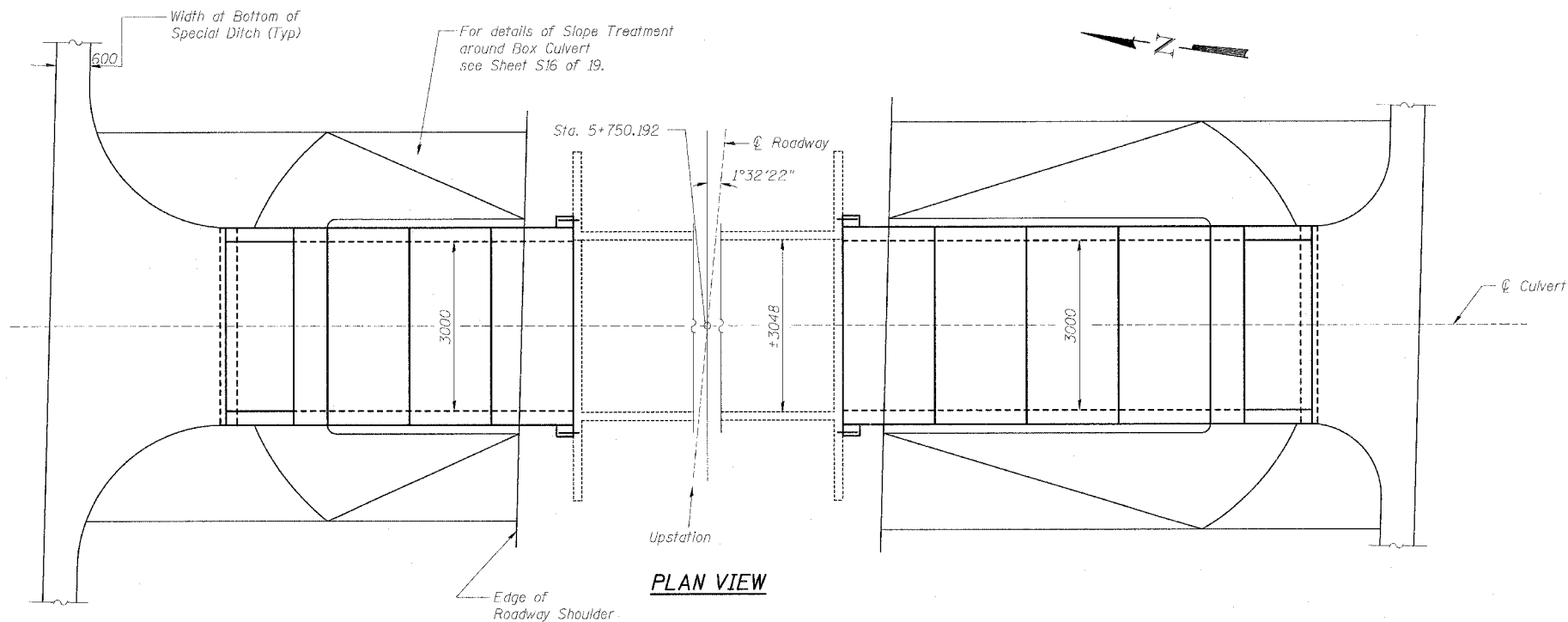


F.A.P. RTE.	SECTION	COUNTY	TOTAL SHEETS	SHEET NO.
781	LYRS. 22BS-1	CHAWESBOND	378	186
STA. _____		TO STA. _____		
FED. ROAD DIST. NO. _____		ILLINOIS	FED. AID PROJECT	

Existing Structure: The structure is a single barrel 3048 mm x 1676 mm box culvert at a skew of 1°32'22" right forward. The culvert has an overall length of 9.82 m. The contractor shall extend the culvert on each end for the dimensions shown.



LONGITUDINAL SECTION



PLAN VIEW

BILL OF MATERIAL - BOX CULVERT NO. 8

Item	Unit	Total
M5030350 Concrete Structures	cu. m.	1.5
M5080205 Reinforcement Bars, Epoxy Coated	kg	220
* Precast Concrete Box Culvert (3000x1650)	m	10.9
* 5401008 Box Culvert End Section, Culvert No. 8	Each	2
M5403220 Expansion Bolts (M20x250)	Each	52
M2810707 Stone Riprap, Class A4	sq. m.	See Plans

* Non-standard size.

REVISIONS		ILLINOIS DEPARTMENT OF TRANSPORTATION BOX CULVERT EXTENSIONS GENERAL PLAN & ELEVATION BOX CULV. NO. 8, STA. 5+750.192
NAME	DATE	
		SCALE NONE
		DATE DECEMBER 10, 2006
		DRAWN BY MLB
		CHECKED BY MTH

PLOT DATE = 3/29/2006
 FILE NAME = H:\4428\4428.5 (Lin Eng)\design files 12-18-2006\5-85.dgn

LIN NO. 9803