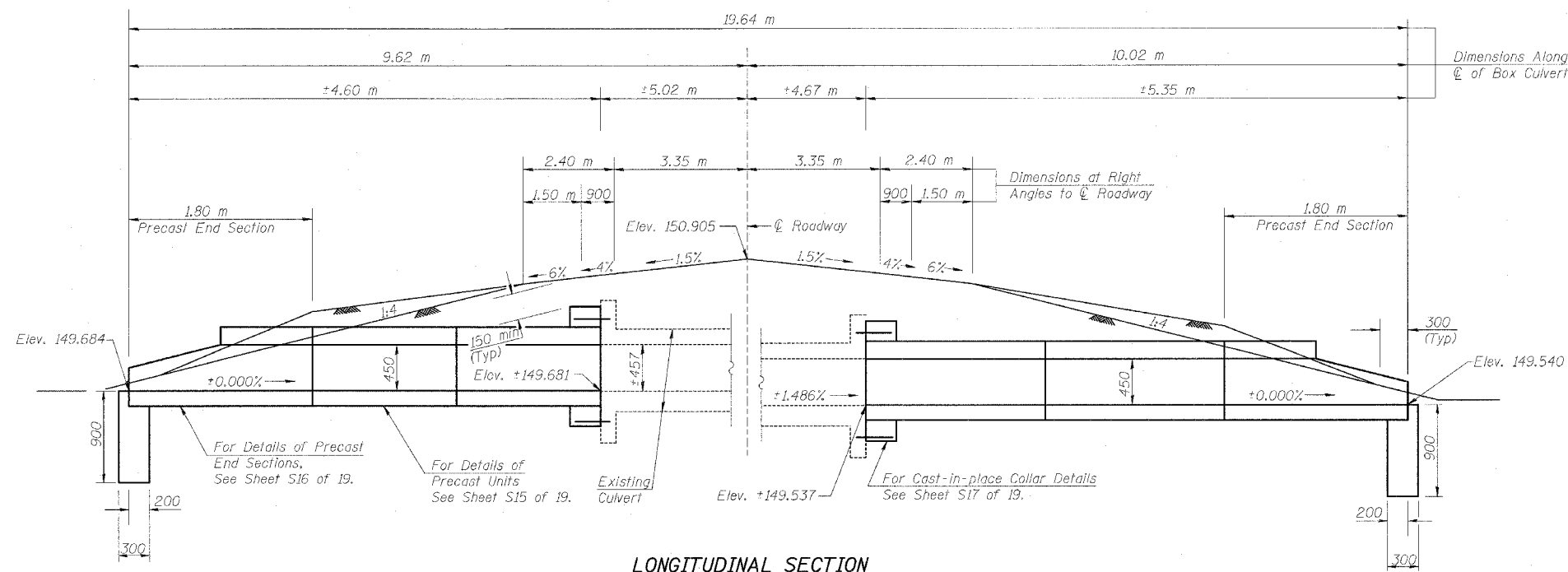
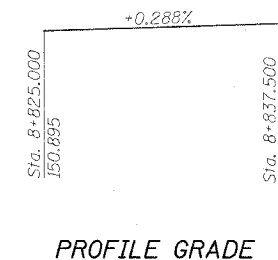


F.A.P. RTE.	SECTION	COUNTY	TOTAL SHEETS	SHEET NO.
781	1YRS, 2ZRS-1	CRAWFORD	378	192
STA.		TO STA.		
FED. ROAD DIST. NO.		ILLINOIS	FED. AID PROJECT	

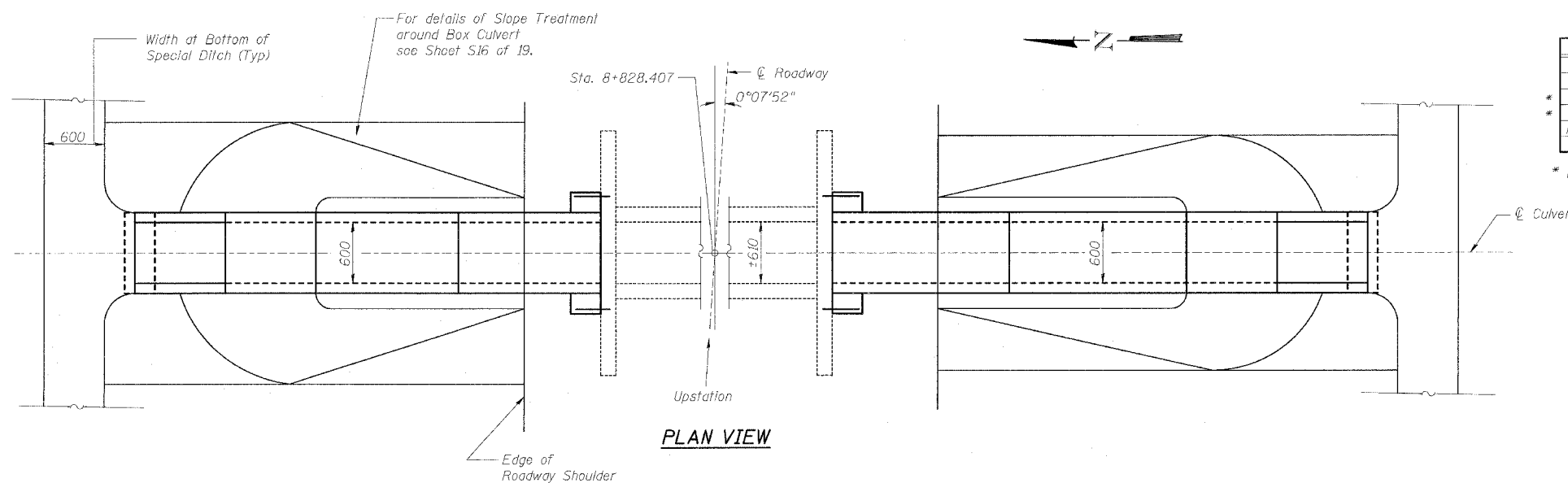
Existing Structure: The structure is a single barrel 610 mm x 457 mm box culvert at a skew of 0°07'52" right forward. The culvert has an overall length of 9.69 m. The contractor shall extend the culvert on each end for the dimensions shown.



LONGITUDINAL SECTION



PROFILE GRADE



PLAN VIEW

BILL OF MATERIAL - BOX CULVERT NO. 15

Item	Unit	Total
M5030350 Concrete Structures	cu. m.	0.5
M5080205 Reinforcement Bars, Epoxy Coated	kg	90
M5401002 Precast Concrete Box Culvert (600x450)	m	6.4
* 5401015 Box Culvert End Section, Culvert No. 15	Each	2
M5403220 Expansion Bolts (M20x250)	Each	24
M2810707 Stone Riprap, Class A4	sq. m.	See Plans

* Non-standard size.

SHEET S11 OF 19

REVISIONS		ILLINOIS DEPARTMENT OF TRANSPORTATION BOX CULVERT EXTENSIONS GENERAL PLAN & ELEVATION BOX CULV. NO. 15, STA. 8+828.407
NAME	DATE	
		SCALE NONE
		DATE DECEMBER 10, 2006
		DRAWN BY MLB
		CHECKED BY MTH

PLOT DATE = 3/20/2008
 FILE NAME = H:\V\20\142625 (Lin Eng)\design_files\12-18-2006\6-11.dgn

LIN NO. 9803