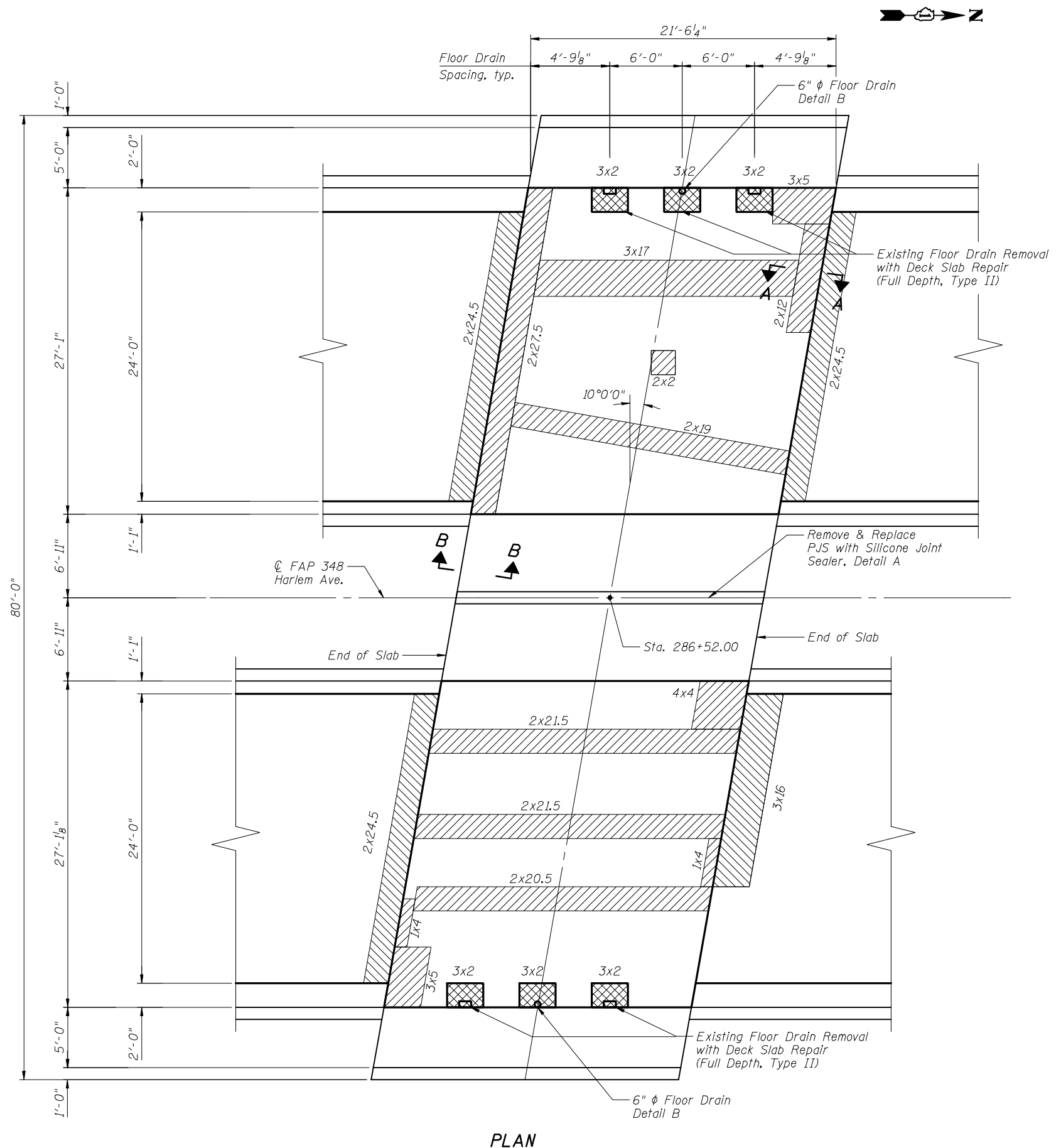





3/27/2012 1:35:27 PM G:\ENG\06-5324-02 D1 Various Structure\TASK ORDERS\TK-11_Harlem_CAD\Structure\Sh\DI60M71-Sh-Patching_Plan.dgn



PLAN

BILL OF MATERIAL

SYMBOL	ITEM	UNIT	QUANTITY
	Deck Slab Repair (Partial) *A	Sq. Yd.	40.0
	Deck Slab Repair (Full Depth, Type II)	Sq. Yd.	4.0
	Protective Coat	Sq. Yd.	74
	Bridge Deck Grooving	Sq. Yd.	120
	Bridge Deck Latex Concrete Overlay, 2 1/4"	Sq. Yd.	124
	Bridge Deck Scarification 3/4"	Sq. Yd.	130
	Silicone Joint Sealer	Foot	22
	Polymer Concrete	Cu. Ft.	10.4
	Floor Drains	Each	2
	Approach Slab Repair (Partial Depth)	Sq. Yd.	22

*A - For information only to assist the Contractor in bidding. See Special Provision for "Bridge Deck Latex Concrete Overlay".

See Sheet 11 of 19 for Section A-A, Section B-B, Detail A and Detail B.

Size of repairs are given in feet. For example, 3x2 denotes a 3'x2' repair.



USER NAME =	DESIGNED - BRT	REVISED -
	CHECKED - BJM	REVISED -
PLOT SCALE =	DRAWN - CEY	REVISED -
PLOT DATE = 3/27/2012	CHECKED - BJM	REVISED -

**STATE OF ILLINOIS
DEPARTMENT OF TRANSPORTATION**

**DECK AND APPROACH SLAB REPAIR PLAN
STRUCTURE NO. 016-0963**

SHEET NO. 3 OF 5 SHEETS

F.A.P. RTE.	SECTION	COUNTY	TOTAL SHEETS	SHEET NO.
348	3127-2-SB-1	COOK	19	10
CONTRACT NO. 60M71				

ILLINOIS FED. AID PROJECT