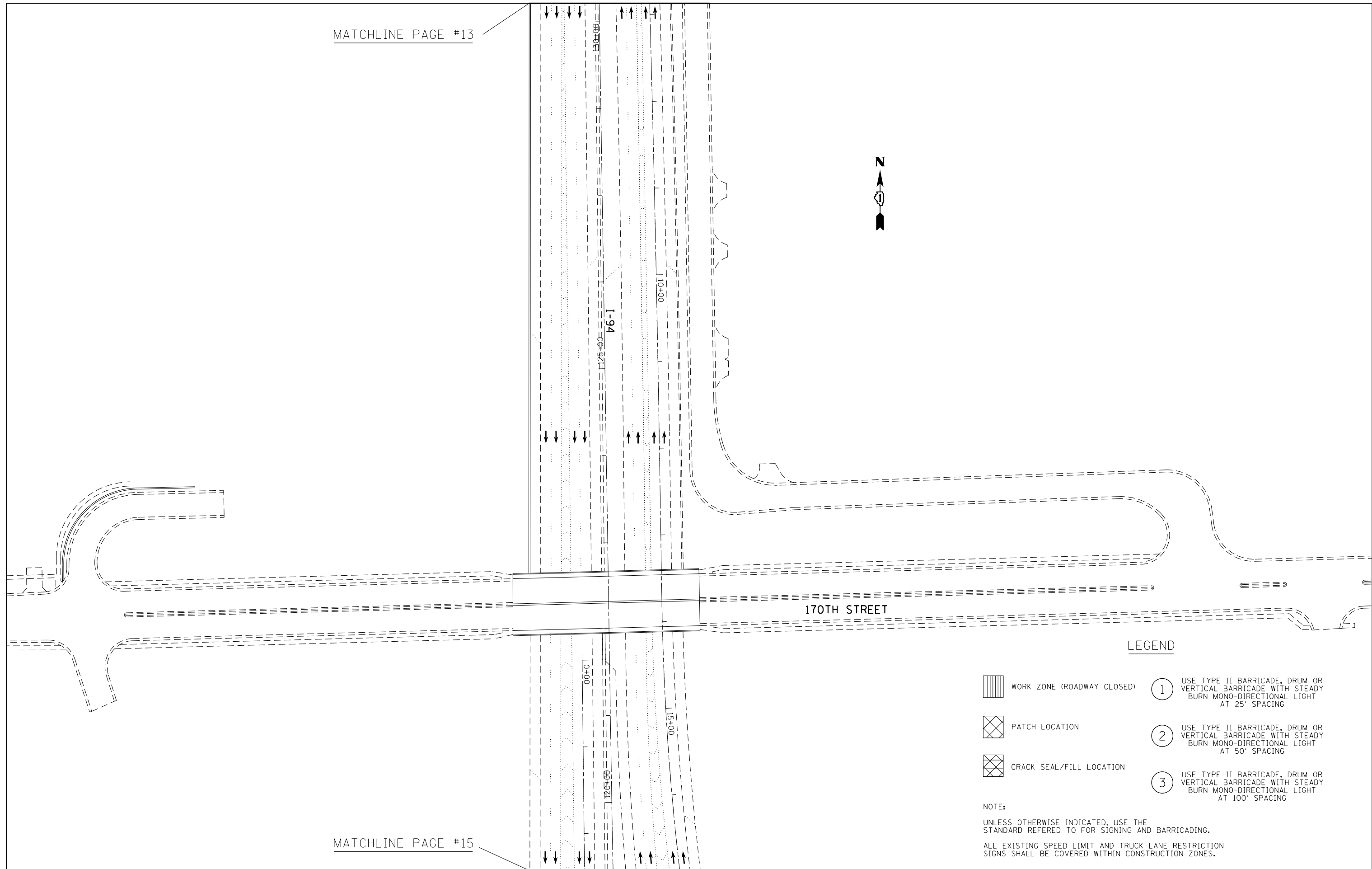





MATCHLINE PAGE #13



MATCHLINE PAGE #15

LEGEND

-  WORK ZONE (ROADWAY CLOSED) ① USE TYPE II BARRICADE, DRUM OR VERTICAL BARRICADE WITH STEADY BURN MONO-DIRECTIONAL LIGHT AT 25' SPACING
-  PATCH LOCATION ② USE TYPE II BARRICADE, DRUM OR VERTICAL BARRICADE WITH STEADY BURN MONO-DIRECTIONAL LIGHT AT 50' SPACING
-  CRACK SEAL/FILL LOCATION ③ USE TYPE II BARRICADE, DRUM OR VERTICAL BARRICADE WITH STEADY BURN MONO-DIRECTIONAL LIGHT AT 100' SPACING

NOTE:

UNLESS OTHERWISE INDICATED, USE THE STANDARD REFERED TO FOR SIGNING AND BARRICADING.
 ALL EXISTING SPEED LIMIT AND TRUCK LANE RESTRICTION SIGNS SHALL BE COVERED WITHIN CONSTRUCTION ZONES.

FILE NAME =	USER NAME = 11oydjm	DESIGNED -	REVISED -
et:\pwork\pwork\11oydjm\0298297\013302-sh1-plan.dgn		DRAWN -	REVISED -
	PLOT SCALE = 100.0000' / in.	CHECKED -	REVISED -
	PLOT DATE = 4/4/2012	DATE -	REVISED -

**STATE OF ILLINOIS
DEPARTMENT OF TRANSPORTATION**

ROADWAY AND SUGGESTED MAINTENANCE OF TRAFFIC			
STAGE 1			
SCALE:	SHEET	OF SHEETS	STA. TO STA.

F.A.I. RTE.	SECTION	COUNTY	TOTAL SHEETS	SHEET NO.
80/94	2012-002CRC-PP	COOK	91	14
CONTRACT NO. 60T34				
ILLINOIS FED. AID PROJECT				