

END 1000' LANE 3
CLOSURE TAPER

WORK
ZONE
SPEED
LIMIT
45
BEGINS
\$375 FINE
MINIMUM




END
WORK ZONE
SPEED LIMIT



2

2

LEGEND

-  WORK ZONE (ROADWAY CLOSED) 1 USE TYPE II BARRICADE, DRUM OR VERTICAL BARRICADE WITH STEADY BURN MONO-DIRECTIONAL LIGHT AT 25' SPACING
-  PATCH LOCATION 2 USE TYPE II BARRICADE, DRUM OR VERTICAL BARRICADE WITH STEADY BURN MONO-DIRECTIONAL LIGHT AT 50' SPACING
-  CRACK SEAL/FILL LOCATION 3 USE TYPE II BARRICADE, DRUM OR VERTICAL BARRICADE WITH STEADY BURN MONO-DIRECTIONAL LIGHT AT 100' SPACING

NOTE:
UNLESS OTHERWISE INDICATED, USE THE STANDARD REFERRED TO FOR SIGNING AND BARRICADING.
ALL EXISTING SPEED LIMIT AND TRUCK LANE RESTRICTION SIGNS SHALL BE COVERED WITHIN CONSTRUCTION ZONES.

MATCHLINE PAGE # 28

MATCHLINE PAGE #30

FILE NAME =	USER NAME = 11oydjm	DESIGNED -	REVISED -
et:\pw\work\p1dot\11oydjm\d0298297\013302-sh1-plan.dgn		DRAWN -	REVISED -
	PLOT SCALE = 100.0000' / in.	CHECKED -	REVISED -
	PLOT DATE = 4/4/2012	DATE -	REVISED -

**STATE OF ILLINOIS
DEPARTMENT OF TRANSPORTATION**

**ROADWAY AND SUGGESTED MAINTENANCE OF TRAFFIC
STAGE 1**

SCALE: SHEET OF SHEETS STA. TO STA.

F.A.I. RTE.	SECTION	COUNTY	TOTAL SHEETS	SHEET NO.
80/94	2012-002CRC-PP	COOK	91	29
CONTRACT NO. 60T34				
ILLINOIS FED. AID PROJECT				