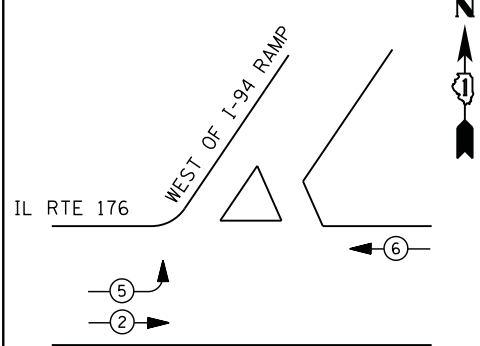


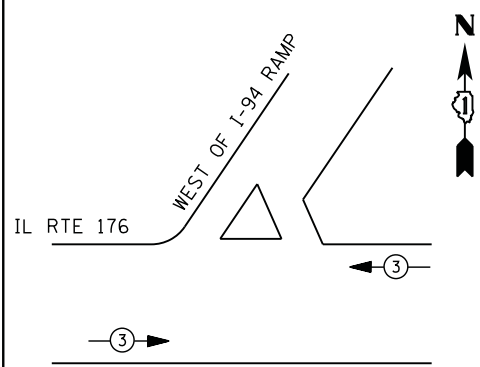
CONTROLLER SEQUENCE



LEGEND

- DUAL ENTRY PHASE
- PEDESTRIAN PHASE
- SINGLE ENTRY PHASE
- OVERLAP
- * NUMBER REFERS TO ASSOCIATED PHASE

PHASE DESIGNATION DIAGRAM



EMERGENCY VEHICLE PREEMPTION SEQUENCE

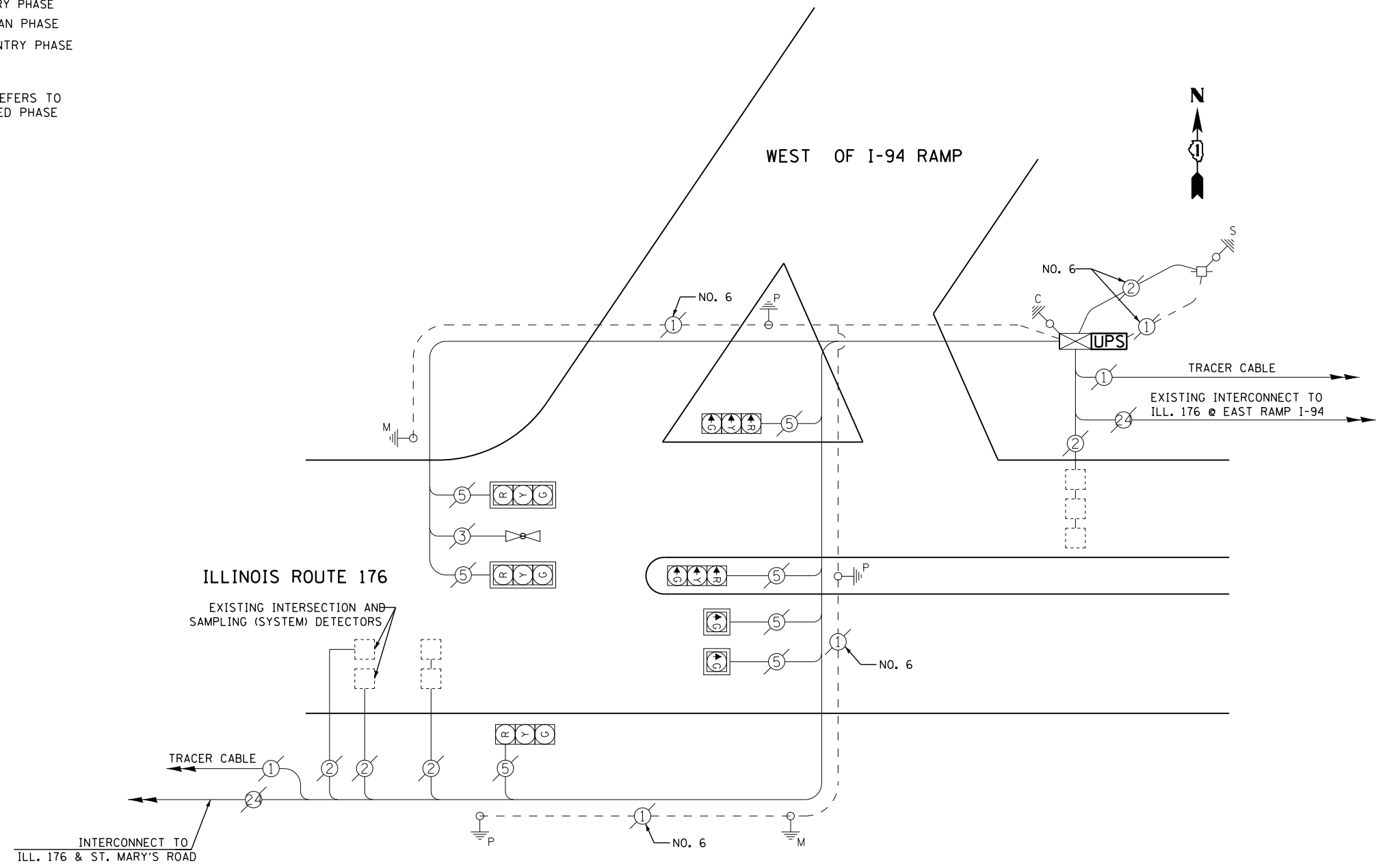
EMERGENCY VEHICLE PREEMPTORS	
EMERGENCY VEHICLE PREEMPTOR	3
MOVEMENT	← →

**I. D. O. T.
 TRAFFIC SIGNAL INSTALLATION
 ELECTRICAL SERVICE REQUIREMENTS**

TYPE	NO. LAMPS	WATTAGE		% OPERATIONS	TOTAL WATTAGE
		INCAND.	LED		
SIGNAL (RED)	5	135	17	0.50	43
(YELLOW)	5	135	25	0.25	31
(GREEN)	7	135	15	0.25	26
ARROW		135	12	0.10	--
PED. SIGNAL		90	25	1.00	--
CONTROLLER	1	100	100	1.00	100
ILLUM. SIGN		252	25	0.05	--
VIDEO SYSTEM		150	-	1.00	--
FLASHER LED					
TOTAL =					200

ENERGY COSTS- **BILLED TO: IDOT DISTRICT 1**
 201 WEST CENTER COURT
 SCHAUMBURG, IL 60196-1096

ENERGY SUPPLY - **CONTACT TERRI BLECK**
 PHONE 847-816-5239
 COMMONWEALTH EDISON



CABLE PLAN

SCHEDULE OF QUANTITIES

QUANTITY	UNIT	ITEM
1	EACH	MAINTENANCE OF EXISTING TRAFFIC SIGNAL INSTALLATION
1	EACH	MODIFY EXISTING CONTROLLER CABINET
1	EACH	UNINTERRUPTABLE POWER SUPPLY, SPECIAL

TS# 925
 GREEN OAKS