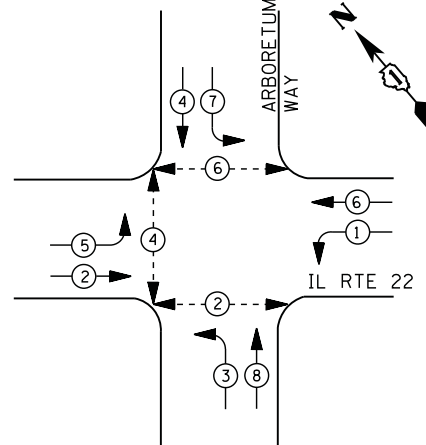
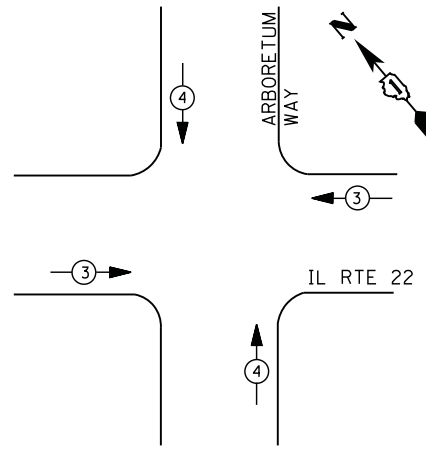


**CONTROLLER SEQUENCE**



**PHASE DESIGNATION DIAGRAM**



**EMERGENCY VEHICLE PREEMPTION SEQUENCE**

| EMERGENCY VEHICLE PREEMPTORS |     |     |
|------------------------------|-----|-----|
| EMERGENCY VEHICLE PREEMPTOR  | 3   | 4   |
| MOVEMENT                     | ← → | ↑ ↓ |

**LEGEND**

- DUAL ENTRY PHASE
- PEDESTRIAN PHASE
- SINGLE ENTRY PHASE
- OVERLAP
- \* NUMBER REFERS TO ASSOCIATED PHASE

**I. D. O. T. TRAFFIC SIGNAL INSTALLATION ELECTRICAL SERVICE REQUIREMENTS**

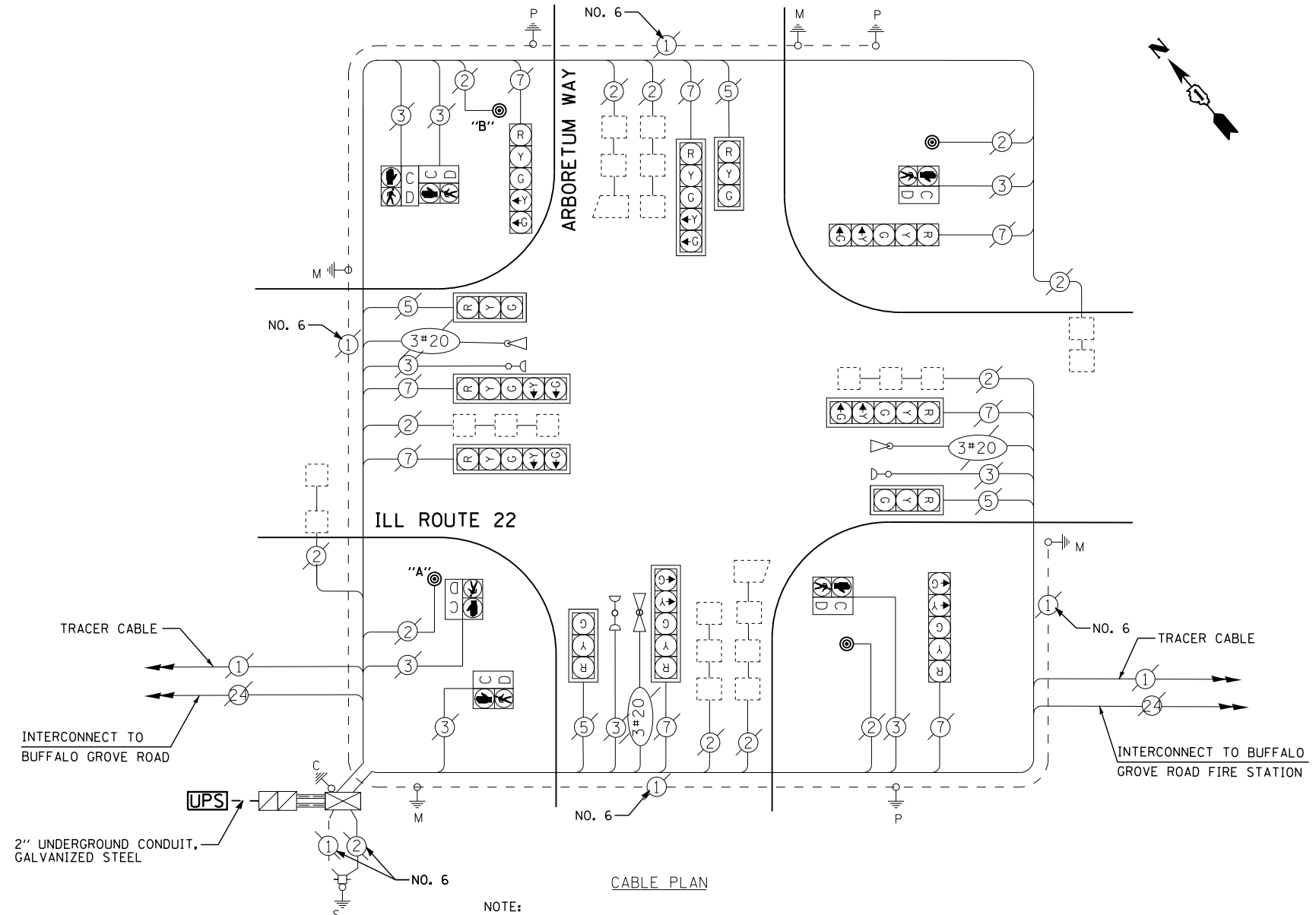
| TYPE           | NO. LAMPS | WATTAGE |     | % OPERATIONS | TOTAL WATTAGE |
|----------------|-----------|---------|-----|--------------|---------------|
|                |           | INCAND. | LED |              |               |
| SIGNAL ( RED ) | 12        | 135     | 17  | 0.50         | 102           |
| ( YELLOW )     | 12        | 135     | 25  | 0.25         | 75            |
| ( GREEN )      | 12        | 135     | 15  | 0.25         | 45            |
| ARROW          | 16        | 135     | 12  | 0.10         | 19            |
| PED. SIGNAL    | 6         | 90      | 25  | 1.00         | 150           |
| CONTROLLER     | 1         | 100     | 100 | 1.00         | 100           |
| ILLUM. SIGN    |           | 252     | 25  | 0.05         | --            |
| VIDEO SYSTEM   |           | 150     | -   | 1.00         | --            |
| FLASHER LED    |           |         |     |              |               |
| TOTAL =        |           |         |     |              | 491           |

ENERGY COSTS- **BILLED TO: VILLAGE OF BUFFALO GROVE**  
 50 RAUPP BOULEVARD  
 BUFFALO GROVE, IL 60089

ENERGY SUPPLY - CONTACT **DAVE SCHACHT**  
 PHONE 630-437-2129  
 COMMONWELTH EDISON

**SCHEDULE OF QUANTITIES**

| QUANTITY | UNIT | ITEM  |
|----------|------|---|
| 10       | FOOT | UNDERGROUND CONDUIT, GALVANIZED STEEL, 2" DIA.      |
| 1        | EACH | MAINTENANCE OF EXISTING TRAFFIC SIGNAL INSTALLATION |
| 1        | EACH | DRILL EXISTING HANDHOLE                             |
| 1        | EACH | MODIFY EXISTING CONTROLLER CABINET                  |
| 1        | EACH | REMOVE EXISTING TRAFFIC SIGNAL EQUIPMENT            |
| 1        | EACH | UNINTERRUPTIBLE POWER SUPPLY, GROUND MOUNTED        |
| 4        | EACH | PEDESTRIAN PUSH-BUTTON, NON-LATCHING                |



NOTE:  
 PUSH BUTTON "A" SHALL PLACE A CALL IN PHASES 2 AND 4  
 PUSH BUTTON "B" SHALL PLACE A CALL IN PHASES 4 AND 6

UPS SHALL BE INSTALLED ON A SEPARATE FOUNDATION DUE TO PHYSICAL CONSTRAINTS, OR AS DIRECTED BY THE ENGINEER. THIS WORK SHALL BE INCLUDED IN THE PAY ITEM "UNINTERRUPTIBLE POWER SUPPLY, GROUND MOUNTED"

**REMOVAL OF EXISTING TRAFFIC SIGNAL EQUIPMENT**

THE FOLLOWING ITEMS SHALL BE REMOVED BY THE CONTRACTOR AND SHALL BE DISPOSED OF BY THEM OUTSIDE THE RIGHT-OF-WAY AT THEIR EXPENSE. THE SALVAGE VALUE OF THE REMOVED EQUIPMENT SHALL BE REFLECTED IN THE CONTRACT BID PRICE.

- 4 EACH PEDESTRIAN PUSH-BUTTON

FILE NAME = N:\Projects\312004\DesignCAD\Sheet Files\12-001 Sheets SE Lake Co\21215\_CAB\_LAKE.dgn  
 USER NAME = \*USER\*  
 PLOT SCALE = \*SCALE\*  
 PLOT DATE = 3/28/2012

DESIGNED - DW  
 DRAWN - JDH  
 CHECKED - KMM  
 DATE -

REVISED -  
 REVISED -  
 REVISED -  
 REVISED -

**STATE OF ILLINOIS  
 DEPARTMENT OF TRANSPORTATION**

**ILL. RTE. 22 AT ARBORETUM WAY - CABLE PLAN,  
 SCHEDULE OF QUANTITIES, PHASE DESIGN. DIAGRAM & EVP SEQUENCE**

SCALE: N.T.S. SHEET NO. OF SHEETS STA. TO STA.

| F.A. RTE. | SECTION    | COUNTY | TOTAL SHEETS | SHEET NO. |
|-----------|------------|--------|--------------|-----------|
|           | 2012-003 I | LAKE   | 102          | 69        |

CONTRACT NO. 60T41  
 ILLINOIS FED. AID PROJECT

TS# 21215  
 BUFFALO GROVE