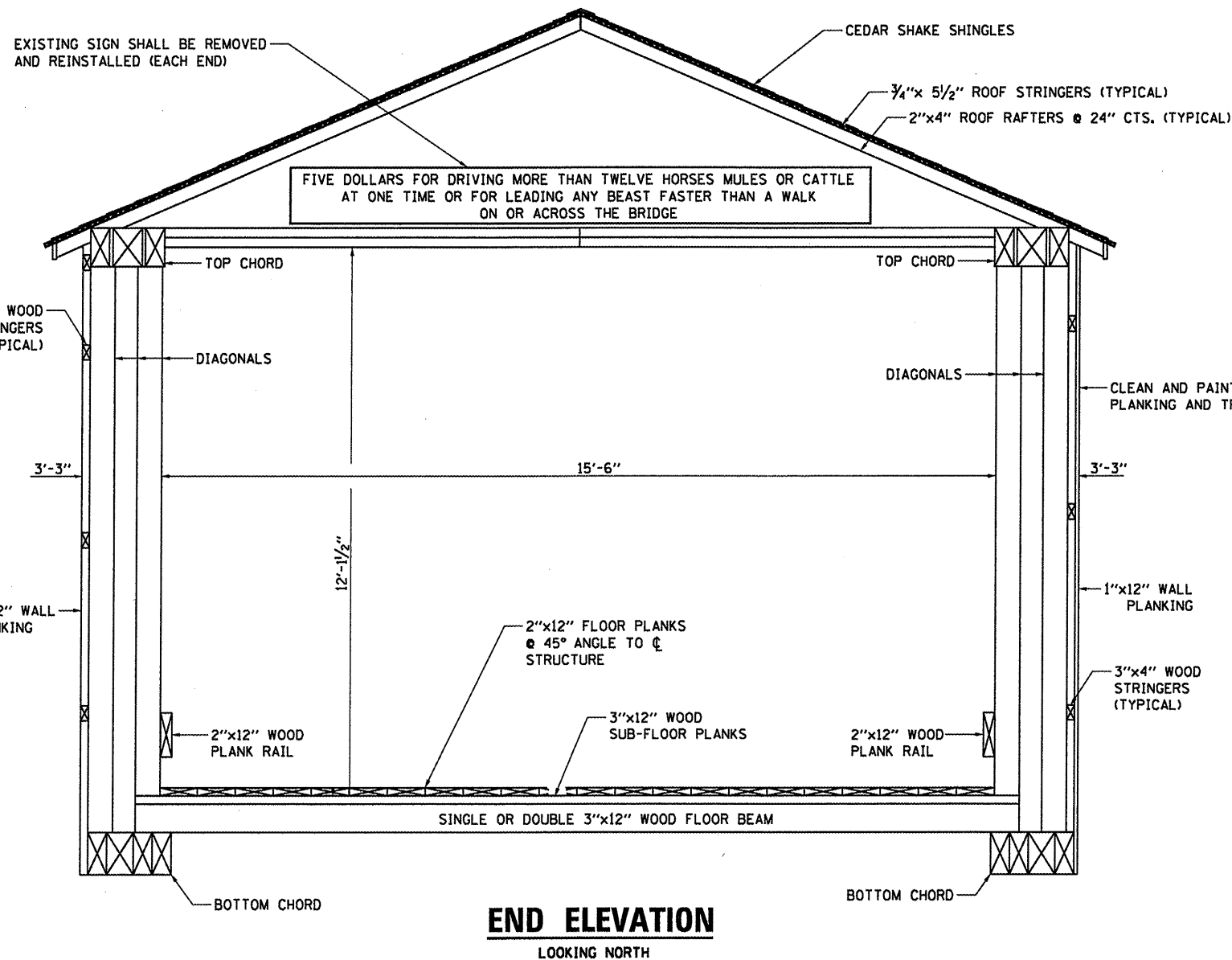
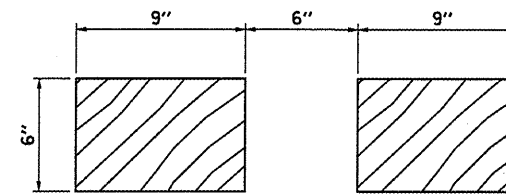


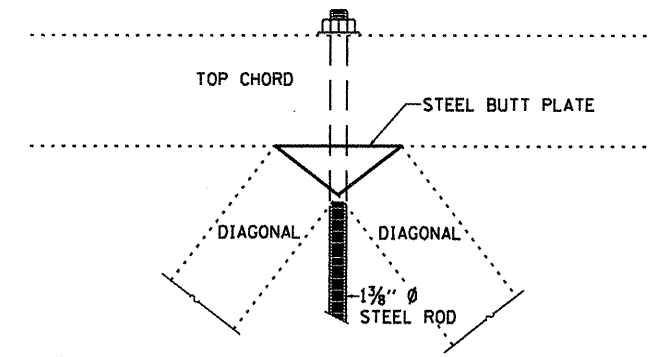
**WEST TRUSS  
INTERIOR FACE**  
EAST TRUSS SIMILAR THRU 180 DEG. ROTATION



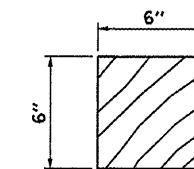
**END ELEVATION**  
LOOKING NORTH



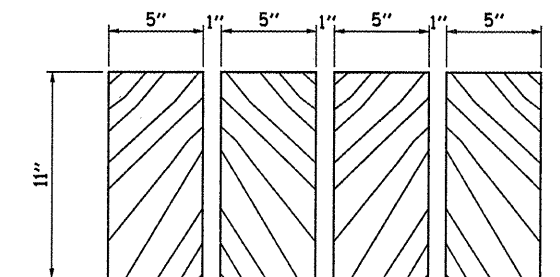
**SECTION A-A**  
DIAGONALS



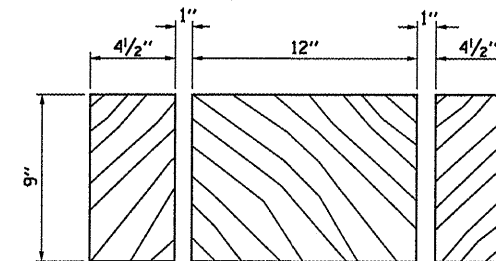
**DETAIL "A"**



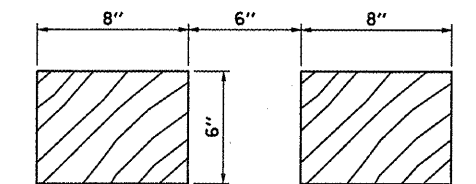
**SECTION B-B**  
DIAGONALS



**SECTION D-D**  
BOTTOM CHORD



**SECTION C-C**  
TOP CHORD



**SECTION E-E**  
END POST

CLEAN AND PAINT ALL EXTERIOR PLANKING AND TRIM (4 SIDES OF STRUCTURE)

FILE NAME =	USER NAME = carpenterdj	DESIGNED <b>RON WOODSHANK</b>	REVISED -	<b>STATE OF ILLINOIS DEPARTMENT OF TRANSPORTATION</b>	<b>TRUSS DETAILS FOR SN 006-0134</b>	T.R. RTE.	SECTION	COUNTY	TOTAL SHEETS	SHEET NO.	
c:\pwork\pwork\carpenterdj\d0282068	D366872-sh1-details.dgn	DRAWN <b>RON WOODSHANK</b>	REVISED -			246	(ORCB)BP-2	BUREAU	11	7	
PLOT SCALE = 1/8" = 1' / in.	CHECKED -	REVISIED -				CONTRACT NO. 66B72					
PLOT DATE = 4/5/2012	DATE -	REVISED -				ILLINOIS FED. AID PROJECT					
						SCALE:	SHEET NO. 2 OF 6 SHEETS	STA.	TO STA.		