HORIZONTAL CONTROL

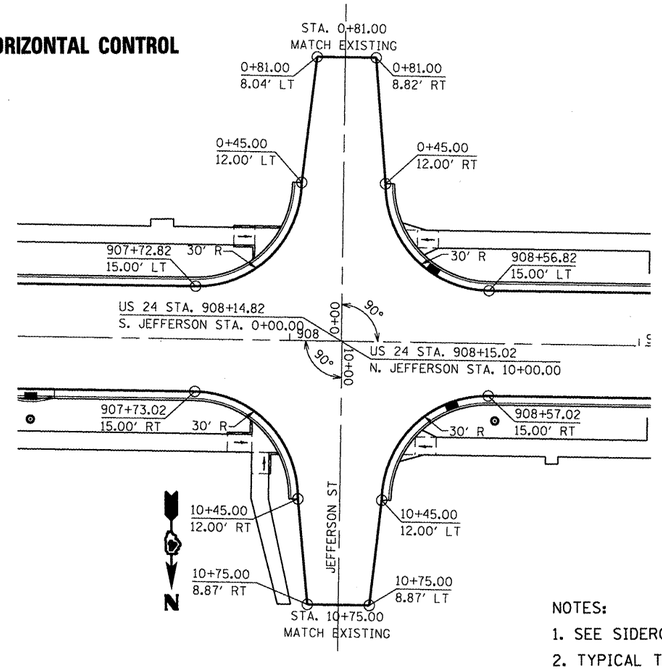

VERTICAL CONTROL

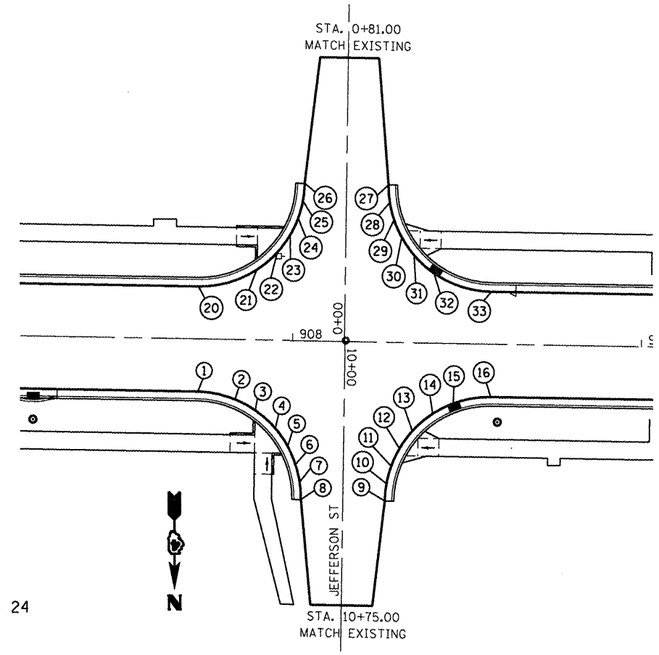

NOTES:

1. SEE SIDEROAD PROFILES.
2. TYPICAL TRANSVERSE JOINT SPACING ON US 24 BETWEEN INTERSECTIONS SHALL BE 14'.

PAVEMENT JOINTS

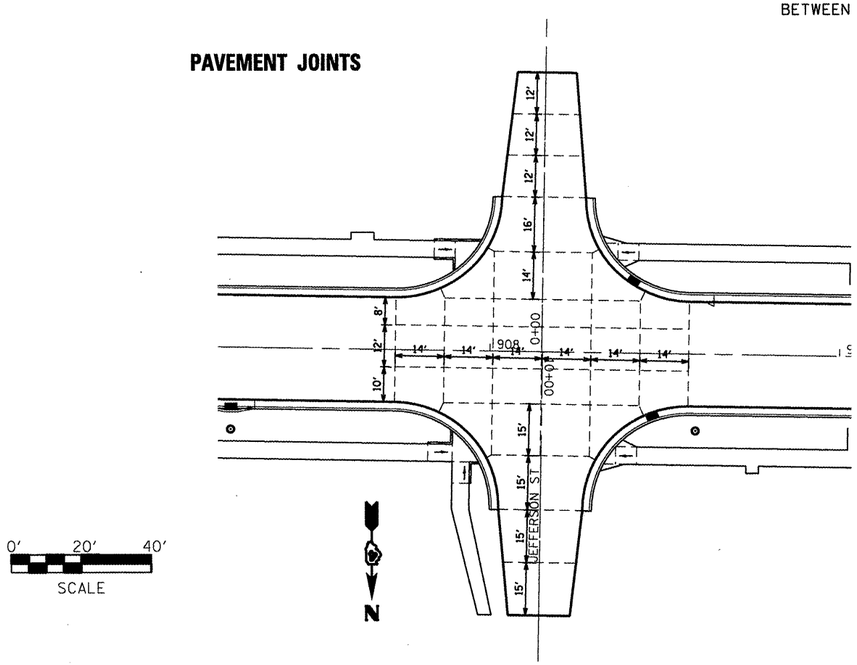

LOCATION	STATION	OFFSET	ELEVATION
N. JEFFERSON ST			
1	10+15.00	42.00	703.02
2	10+17.00	31.23	703.11
3	10+20.00	25.42	703.15
4	10+25.00	19.64	703.25
5	10+30.00	16.02	703.35
6	10+35.00	13.72	703.43
7	10+40.00	12.42	703.47
8	10+45.00	12.00	703.49
9	10+45.00	12.00	703.49
10	10+40.00	12.42	703.46
11	10+35.00	13.72	703.43
12	10+30.00	16.02	703.40
13	10+25.00	19.64	703.36
14	10+20.00	25.42	703.31
15	10+17.00	31.23	703.27
16	10+15.00	42.00	703.38

LOCATION	STATION	OFFSET	ELEVATION
S. JEFFERSON ST			
20	0+15.00	42.00	703.02
21	0+20.00	25.42	703.11
22	0+25.00	19.64	703.16
23	0+30.00	16.02	703.22
24	0+35.00	13.72	703.28
25	0+40.00	12.42	703.32
26	0+45.00	12.00	703.36
27	0+45.00	12.00	703.36
28	0+40.00	12.42	703.32
29	0+35.00	13.72	703.29
30	0+30.00	16.02	703.25
31	0+25.00	19.64	703.21
32	0+20.00	25.42	703.16
33	0+15.00	42.00	703.38