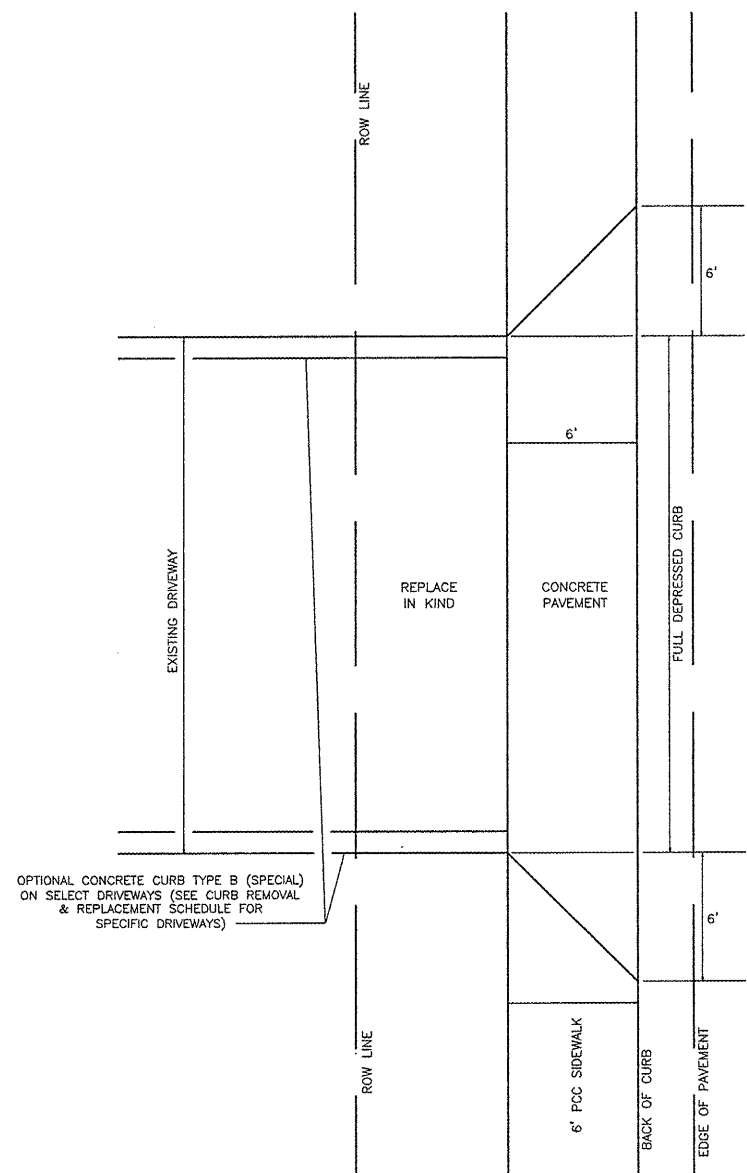
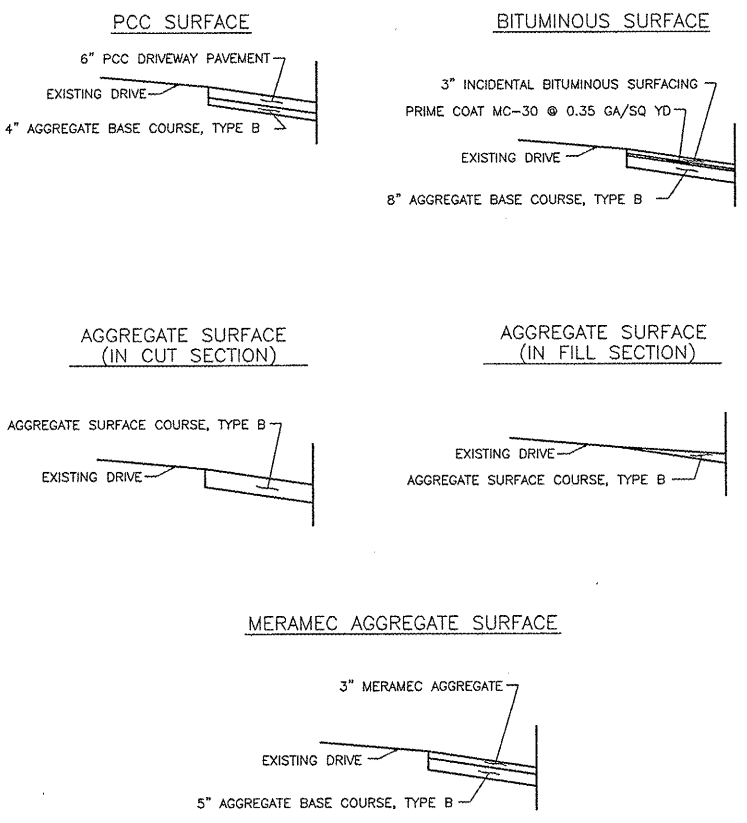
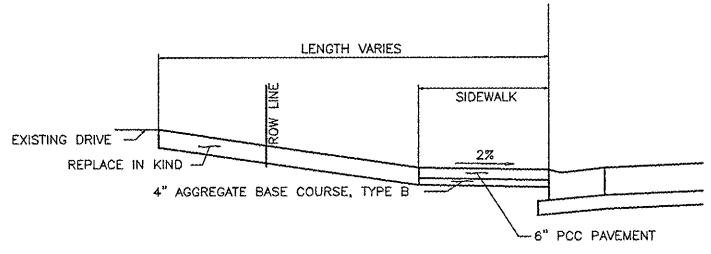


TYPICAL DRIVE DETAIL  
(NOT TO SCALE)

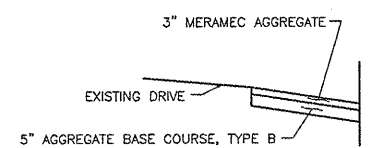


OPTIONAL CONCRETE CURB TYPE B (SPECIAL) ON SELECT DRIVEWAYS (SEE CURB REMOVAL & REPLACEMENT SCHEDULE FOR SPECIFIC DRIVEWAYS)

TYPICAL DRIVE DETAIL  
(NOT TO SCALE)

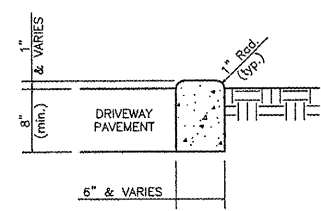


MERAMEC AGGREGATE SURFACE



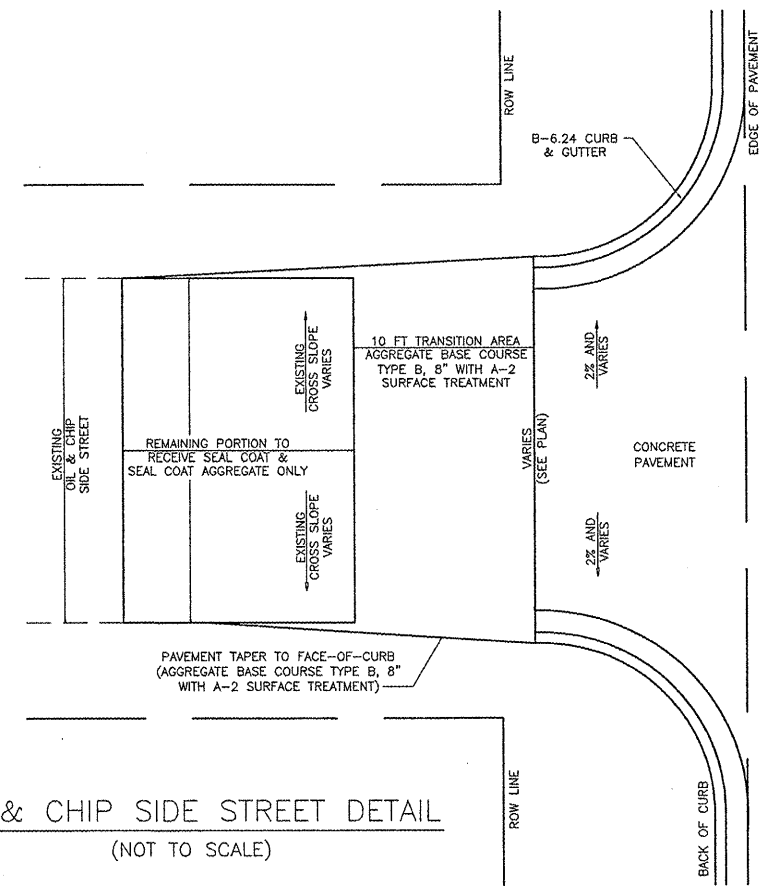
IN KIND DRIVEWAY REPLACEMENT  
(NOT TO SCALE)

NOTES:  
INSTALLATION OF CONCRETE CURB TYPE B (SPECIAL) WILL REQUIRE:  
1. CURB TOP TRANSITION WITHIN 1' OF DRIVEWAY APRON TO FORCE TOP OF CURB FLUSH WITH DRIVEWAY APRON.  
2. CURB TRANSITION WITHIN 4' OF EXISTING DRIVEWAY EDGING TO BLEND EXISTING EDGING TO PROPOSED CURB.

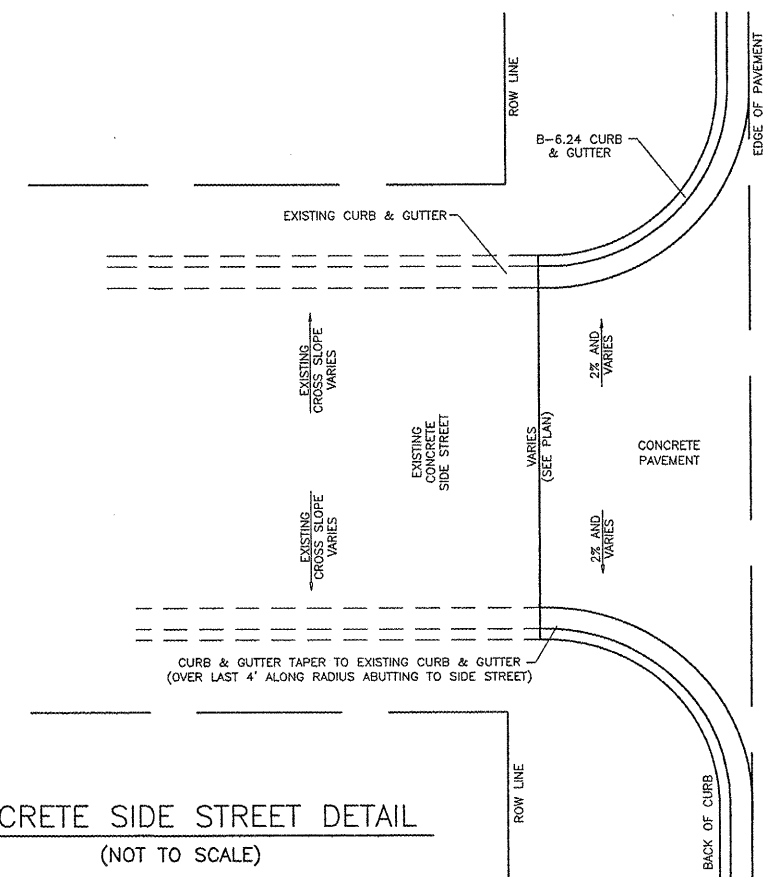


CONCRETE CURB TYPE B (SPECIAL)  
ALONG SELECT DRIVEWAYS  
(NOT TO SCALE)

OIL & CHIP SIDE STREET DETAIL  
(NOT TO SCALE)



CONCRETE SIDE STREET DETAIL  
(NOT TO SCALE)



FILE NAME = 00140-321	USER NAME = Hargan, Chris	DESIGNED - BJB	REVISED -	STATE OF ILLINOIS DEPARTMENT OF TRANSPORTATION	DRIVEWAY & ENTRANCE DETAILS	F.A.U. RTE. 8801	SECTION 05-00034-01-RP	COUNTY JERSEY	TOTAL SHEETS 117	SHEET NO. 77
	PLOT SCALE = 1:2	DRAWN - BJB	REVISED -			SCALE: NA	SHEET NO. 77 OF 117 SHEETS	STA. NA	TO STA. NA	CONTRACT NO. 97371
	PLOT DATE = 3/22/2012	CHECKED - DLK	REVISED -			FED. ROAD DIST. NO. 8 ILLINOIS				
	DATE - 3/28/12	REVISOR -								