

STATE OF ILLINOIS
DEPARTMENT OF TRANSPORTATION

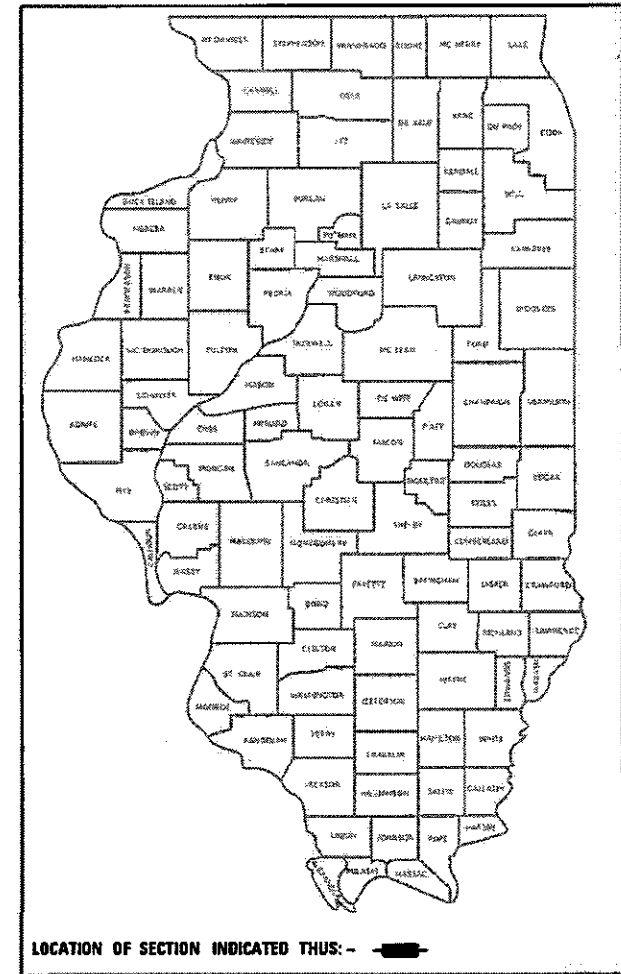
P.A. SHEET	SECTION	COUNTY	TOTAL SHEETS	SHEET NO.
			4	1
ILLINOIS			CONTRACT NO. 74801	

FOR INDEX OF SHEETS, SEE SHEET NO. 2

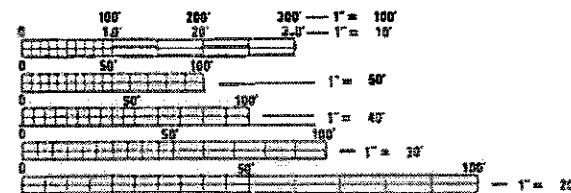
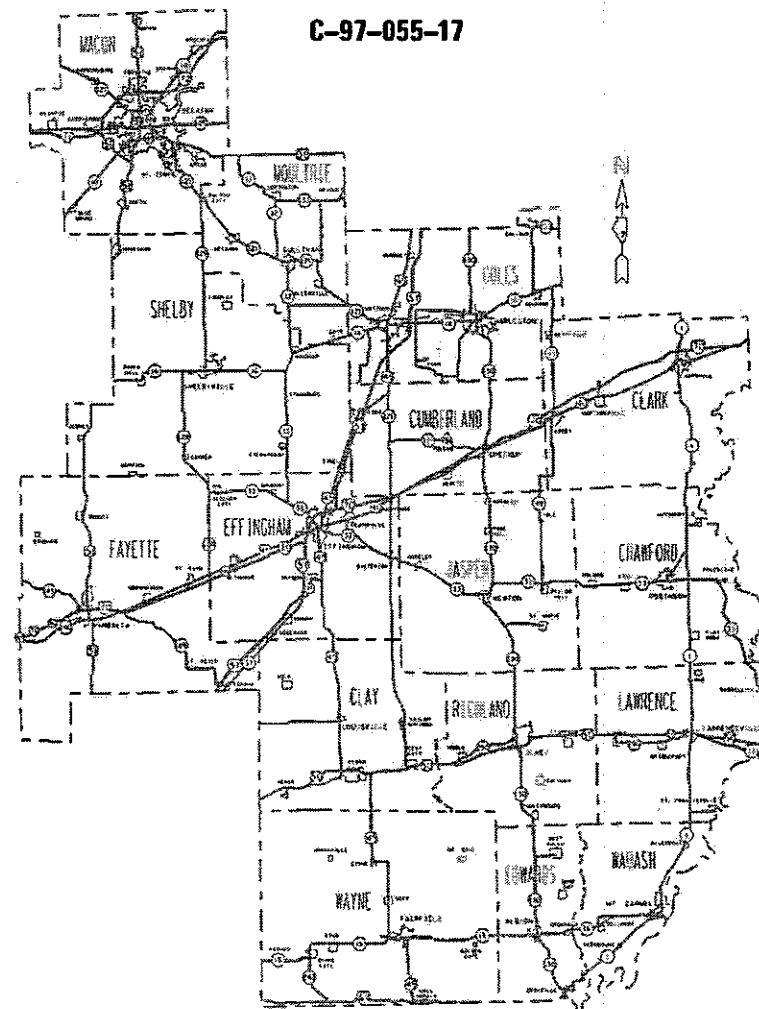
PROPOSED HIGHWAY PLANS

VARIOUS ROUTES
SECTION D7 GUARDRAIL 2018-1
MAINTENANCE IMPROVEMENT
VARIOUS COUNTIES

D-97-022-17



C-97-055-17



FULL SIZE PLANS HAVE BEEN PREPARED USING STANDARD ENGINEERING SCALES. REDUCED SIZED PLANS WILL NOT CONFORM TO STANDARD SCALES. IN MAKING MEASUREMENTS ON REDUCED PLANS THE ABOVE SCALES MAY BE USED.

J.U.L.I.E.
JOINT UTILITY LOCATION INFORMATION FOR EXCAVATION
1-800-892-0123
OR 811

PROJECT ENGINEER BRIAN LEWIS
PROJECT MANAGER LYNN McCLELLAN

CONTRACT NO. 74801

STATE OF ILLINOIS
DEPARTMENT OF TRANSPORTATION

SUBMITTED *May 9 20 2018*
Jeffrey W. Sauts
REGIONAL ENGINEER

May 11 20 18
Paul P. Chaf
ENGINEER OF DESIGN AND ENVIRONMENT

May 11 20 18
Paul P. Chaf
DIRECTOR OF HIGHWAYS PROJECT IMPLEMENTATION

PRINTED BY THE AUTHORITY
OF THE STATE OF ILLINOIS

GENERAL NOTES

THIS PROJECT IS LOCATED ON VARIOUS ROUTES IN VARIOUS COUNTIES ALL LOCATED WITHIN REGION 4-DISTRICT 7. THE WORK INCLUDED IN THIS SECTION CONSISTS OF VARIOUS TYPES OF GUARDRAIL REPAIR AND ALL OTHER WORK NECESSARY TO COMPLETE THIS SECTION.

ALL WORK IS TO BE REPLACED IN KIND OR, AS INDICATED ON THE CONTRACT PLANS OR PROVISIONS.

THE LOCATIONS OF THE REPAIR AREAS WILL BE DETERMINED BY THE ENGINEER.

GUARDRAIL WORK SHALL INCLUDE ALIGNMENT AS NECESSARY TO RESTORE THE RAIL TO THE ORIGINAL CONDITIONS.

BEFORE ORDERING THE IMPACT ATTENUATORS, THE CONTRACTOR MUST CONTACT THE RESIDENT ENGINEER TO RECEIVE APPROVAL OF THE PROPOSED INSTALLATION.

REMOVAL OF DAMAGED MATERIALS SHALL INCLUDE DISMANTLING, LOADING, HAULING AND DISPOSAL. THE WORK SITE SHALL BE LEFT IN A SAFE AND ORDERLY CONDITION.

NO MATERIAL SHALL BE LEFT ON OR NEAR THE ROADWAY DURING NON-WORKING HOURS.

ANY NECESSARY TRAFFIC CONTROL SHALL BE PROVIDED BY THE CONTRACTOR; APPROPRIATE STANDARDS ARE LISTED ON SHEET NO. 2.

THE LIMITS OF THE DAMAGED GUARDRAIL WILL BE MARKED WITH PAINT. THE REPLACEMENT PARTS AND THE QUANTITIES INDICATED ARE WITHIN THESE LIMITS AS MARKED.

REMOVED GUARDRAIL THAT IS NOT REPLACED ON THE SAME DAY MUST BE DELINEATED WITH LIGHTED BARRICADES. NO LOCATIONS SHALL BE LEFT WITHOUT EITHER LIGHTED BARRICADES OR RESTORED GUARDRAIL AT ANY TIME.

GUARDRAIL MARKERS SHALL NOT BE ATTACHED TO TERMINAL SECTIONS.

ILLINOIS STATE LAW REQUIRES A 48-HOUR NOTICE TO BE GIVEN TO UTILITIES BEFORE DIGGING. FIELD MARKING OF FACILITIES MAY BE OBTAINED BY CONTACTING J.U.L.I.E. (PH. 800-892-0123) OR FOR NON-MEMBER, THE UTILITY COMPANY DIRECTLY.

ANY WORK ORDER MAY BE CANCELLED AT THE ENGINEER'S DISCRETION.

SELF WEATHERING STEEL ITEMS (CORTEN) WILL BE PAID FOR THE SAME AS REGULAR ITEMS.

NO OVERNIGHT LANE CLOSURES WILL BE ALLOWED.

THE CONTRACTOR IS ADVISED THAT THE GUARDRAIL PAY ITEMS INCLUDED IN THE PLANS MAY BE USED TO REPLACE/REPAIR SPBGR AND TRAFFIC BARRIER TERMINALS FOR THE NEW MIDWEST STANDARD AS SHOWN IN THE HIGHWAY STANDARDS AS WELL AS SPBGR AND TRAFFIC BARRIER TERMINAL INSTALLED PRIOR TO JAN. 1, 2007. NO ADDITIONAL COMPENSATION WILL BE ALLOWED FOR UTILIZING THE CURRENT MIDWEST STANDARDS.

INDEX OF SHEETS

- 1 COVER SHEET
- 2 INDEX OF SHEETS AND GENERAL NOTES
- 3 SUMMARY OF QUANTITIES
- 4 DETAIL OF IMPACT ATTENUATORS (NON-DIRECTIVE) TL 3

THE FOLLOWING STANDARDS ARE A PART OF THESE PLANS AND ARE INCLUDED AFTER SHEET NO. 4:

- 000001-06 STANDARD SYMBOLS, ABBREVIATIONS AND PATTERNS
- 630001-12 STEEL PLATE BEAM GUARDRAIL
- 630101-10 STRONG POST GUARDRAIL ATTACHED TO CULVERT
- 630106-02 LONG-SPAN GUARDRAIL OVER CULVERT
- 630201-07 PCC/HMA STABILIZATION AT STEEL PLATE BEAM GUARDRAIL
- 630301-08 SHOULDER WIDENING FOR TYPE 1 (SPECIAL) GUARDRAIL TERMINALS
- 631006-08 TRAFFIC BARRIER TERMINAL, TYPE 1B
- 631011-10 TRAFFIC BARRIER TERMINAL, TYPE 2
- 631026-06 TRAFFIC BARRIER TERMINAL, TYPE 5
- 631031-15 TRAFFIC BARRIER TERMINAL, TYPE 6
- 631032-09 TRAFFIC BARRIER TERMINAL, TYPE 6A
- 631033-07 TRAFFIC BARRIER TERMINAL, TYPE 6B
- 636001-02 CABLE ROAD GUARD SINGLE STRAND
- 643001-02 SAND MODULE IMPACT ATTENUATORS
- 664001-02 CHAIN LINK FENCE
- 665001-02 WOVEN WIRE FENCE
- 701001-02 OFF-ROAD OPERATIONS, 2L, 2W, MORE THAN 15' AWAY
- 701006-05 OFF-ROAD OPERATIONS, 2L, 2W, 15' TO 24" FROM PAVEMENT EDGE
- 701011-04 OFF-ROAD MOVING OPERATION, 2L, 2W, DAY ONLY
- 701101-05 OFF-ROAD OPERATIONS, MULTILANE, 15' TO 24" FROM PAVEMENT EDGE
- 701106-02 OFF-ROAD OPERATIONS, MULTILANE, MORE THAN 15' AWAY
- 701201-04 LANE CLOSURE, 2L, 2W, DAY ONLY, FOR SPEEDS >= 45 MPH
- 701301-04 LANE CLOSURE, 2L, 2W, SHORT TIME OPERATIONS
- 701400-09 APPROACH TO LANE CLOSURE, FREEWAY/EXPRESSWAY
- 701406-11 LANE CLOSURE, FREEWAY/EXPRESSWAY, DAY OPERATIONS ONLY
- 701421-08 LANE CLOSURE, MULTILANE, DAY OPERATIONS ONLY, FOR SPEEDS >=45 MPH TO 55 MPH
- 701426-09 LANE CLOSURE, MULTILANE, INTERMITTENT OR MOVING OPERATION, FOR SPEEDS >=45 MPH
- 701427-05 LANE CLOSURE, MULTILANE, INTERMITTENT OR MOVING OPERATION, FOR SPEEDS <=40 MPH
- 701428-01 TRAFFIC CONTROL, SETUP AND REMOVAL, FREEWAY/EXPRESSWAY
- 701456-05 PARTIAL EXIT RAMP CLOSURE FREEWAY/EXPRESSWAY
- 701501-06 URBAN LANE CLOSURE, 2L, 2W UNDIVIDED
- 701601-09 URBAN LANE CLOSURE, MULTILANE, 1W OR 2W WITH NONTRAVERSABLE MEDIAN
- 701606-10 URBAN SINGLE LANE CLOSURE MULTILANE, 2W WITH MOUNTABLE MEDIAN
- 701611-01 URBAN HALF ROAD CLOSURE, MULTILANE, 2W WITH MOUNTABLE MEDIAN
- 701701-10 URBAN LANE CLOSURE, MULTILANE INTERSECTION
- 701901-07 TRAFFIC CONTROL DEVICES
- 725001-01 OBJECT AND TERMINAL MARKERS
- 782006 GUARDRAIL AND BARRIER WALL REFLECTOR MOUNTING DETAILS

MODEL: D:\dwg\...
 FILE NAME: ...
 PROJECT: ...
 USER: ...

USER NAME	= mcllellania	DESIGNED	-	REVISED	-
		DRAWN	-	REVISED	-
PLOT SCALE	= 60.0000 / in	CHECKED	-	REVISED	-
PLOT DATE	= 5/9/2018	DATE	-	REVISED	-

**STATE OF ILLINOIS
DEPARTMENT OF TRANSPORTATION**

**INDEX OF SHEETS &
GENERAL NOTES**

SCALE SHEET OF SHEETS STA TO STA

F.A. RTE.	SECTION	COUNTY	TOTAL SHEETS	SHEET NO.
	D7 GUARDRAIL 2018-1	VARIOUS	4	2
			CONTRACT NO 74801	
ILLINOIS FED. AID PROJECT				

SUMMARY OF QUANTITIES			TOTAL QUANTITIES	CONSTRUCTION TYPE CODE	
CODE NO	ITEM	UNIT		0021 MCHD	0021 Cont. Maint.
63100167	TRAFFIC BARRIER TERMINAL, TYPE 1 (SPECIAL) TANGENT	EACH	30	20	10
63100169	TRAFFIC BARRIER TERMINAL, TYPE 1 (SPECIAL) FLARED	EACH	1	1	
63400105	GUARD POSTS	EACH	4	3	1
66500105	WOVEN WIRE FENCE, 4'	FOOT	650	600	50
67100100	MOBILIZATION	L SUM	1	0.75	0.25
72501000	TERMINAL MARKER - DIRECT APPLIED	EACH	2	1	1
78200005	GUARDRAIL REFLECTORS, TYPE A	EACH	30	20	10
X6300210	GUARDRAIL BLOCKS	EACH	200	175	25
X6300215	RAIL ELEMENT PLATES	EACH	195	180	15
X6300217	RAIL ELEMENT PLATES (RADIUS)	EACH	6	5	1
X6300225	SINGLE END SECTION	EACH	2	1	1
X6300231	STEEL POST, ATTACHED TO STRUCTURES	EACH	2	1	1
X6300236	STEEL POSTS 6'	EACH	150	125	25

SUMMARY OF QUANTITIES			TOTAL QUANTITIES	CONSTRUCTION TYPE CODE	
CODE NO	ITEM	UNIT		0021 MCHD	0021 Cont. Maint.
X6431220	REMOVE AND REPLACE IMPACT ATTENUATOR SAND MODULE	EACH	25	20	5
Z0029658	REPAIR TRAFFIC BARRIER TERMINAL TYPE 1 SPECIAL - POST	EACH	2	1	1
Z0052410	REPAIR TRAFFIC BARRIER TERMINAL, TYPE 1 SPECIAL (TANGENT)	EACH	15	13	2
Z0052415	REPAIR TRAFFIC BARRIER TERMINAL, TYPE 1 SPECIAL (FLARED)	EACH	1	1	
Z0052600	REPAIR TRAFFIC BARRIER TERMINAL, TYPE 2	EACH	1	1	
Z0052900	REPAIR TRAFFIC BARRIER TERMINAL, TYPE 4	EACH	1	1	
Z0053200	REPAIR TRAFFIC BARRIER TERMINAL, TYPE 6	EACH	5	5	
Z0053220	REPAIR TRAFFIC BARRIER TERMINAL, TYPE 6B	EACH	1	1	
Z0059660	REPAIR TRAFFIC BARRIER TERMINAL TYPE 1 SPECIAL - RAIL ELEMENT PLATE	EACH	4	3	1

MODPL Default
 FILE NAME: \\084E81D1\TEG\dms\pwr\DOT\Documents\DOT_OilKer\Distri\747801\CADD\A\CA\Sheet\074801-sh-404-1.dwg.dgn

USER NAME = mctellanta	DESIGNED -	REVISED -
PLOT SCALE = 100 0000 / in.	DRAWN -	REVISED -
PLOT DATE = 5/9/2018	CHECKED -	REVISED -
	DATE -	REVISED -

STATE OF ILLINOIS
DEPARTMENT OF TRANSPORTATION

SUMMARY OF QUANTITIES				
SCALE	SHEET	OF	SHEETS	STA. TO STA.

F.A. RTE.	SECTION	COUNTY	TOTAL SHEETS	SHEET NO.
	D7 GUARDRAIL 2018-1	VARIOUS	4	3
			CONTRACT NO 74801	
ILLINOIS FED. AID PROJECT				

