

Bench Mark: Chiseled "□" on N.E. corner of headwall, east side of IL. 4, ±0.9 miles north of intersection of IL. 143 & IL. 4, ±525 ft. north of Loos Road. Elev. 516.069

Existing Structure: S.N. 060-0107 was built in 1934 as F.A.P. 314, Section 110-IVBR-1 at Sta. 504+16.45 over the abandoned railroad. The structure consists of three simple span PPC-deck beams on reinforced concrete abutments on crosoted wooden piles and multi-column piers on footings. The bk. to bk. abutments dimension measures 112'-7 1/4". Remove structure after box culvert is in place.

No salvage

STATE OF ILLINOIS
DEPARTMENT OF TRANSPORTATION

STATION 504+11.50
BUILT 200_ BY
STATE OF ILLINOIS
F.A.P. RT. 314 SEC. 110-IVBR-1
LOADING HS20
STR. NO. 060-2406

ROUTE NO.	SECTION	COUNTY	TOWNSHIP	SHEET NO.	SHEET NO. 1 4 SHEETS
F.A.P. 314	110-IVBR-1	MADISON	T7	34	
FED. ROAD DIST. NO. 7	ILLINOIS	FED. AID PROJECT			

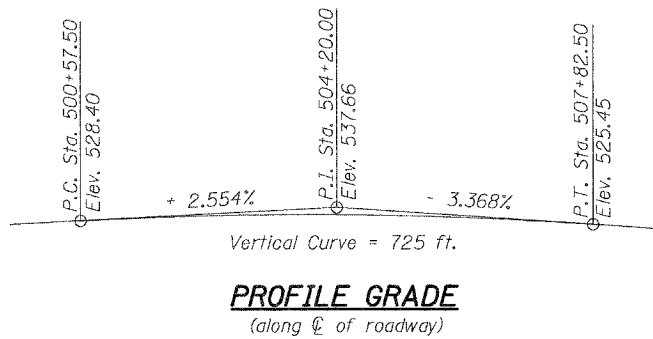
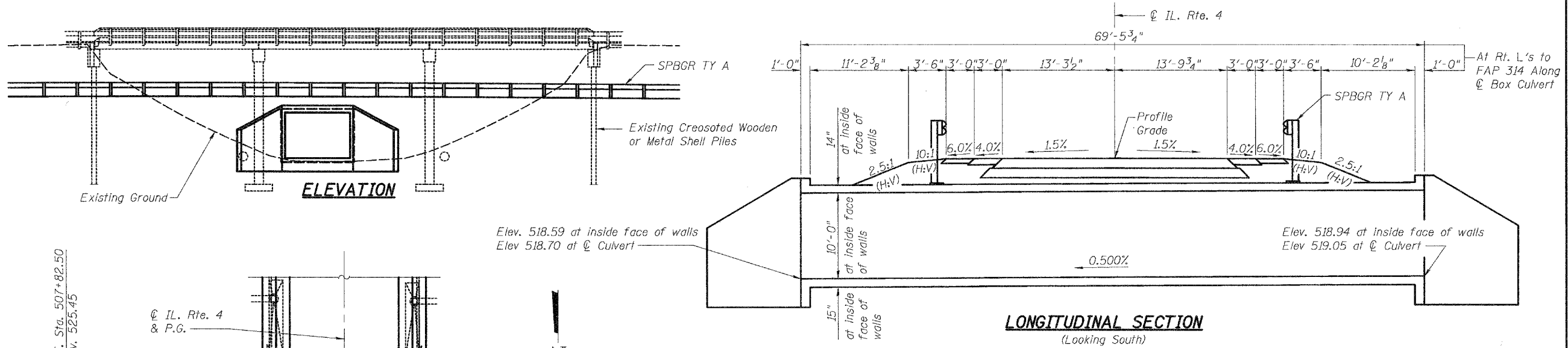
Contract #76549

NAME PLATE

See Std. 515001

INDEX OF SHEETS

- 1 General Plan & Elevation
- 2 Culvert Details
- 3 Drainage Details
- 4 Soil Borings



LONGITUDINAL SECTION
(Looking South)

GENERAL NOTES

- Reinforcement bars shall conform to the requirements of AASHTO M-31, M322 Grade 60. Bars indicated thus 11 x 2-#7 etc. indicates 11 lines of bars with 2 lengths per line.
- Class SI concrete shall be used throughout.
- A distance of half the length of the wingwall but not less than 6'-0" of the barrel shall be poured monolithically with the wingwalls.
- The use of precast box culverts will not be allowed.
- All exposed concrete edges shall be chamfered 3/4" unless otherwise noted.
- All construction joints shall be bonded.

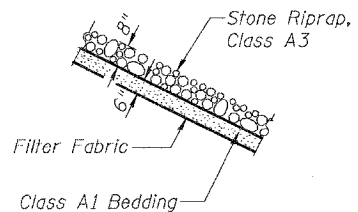
TOTAL BILL OF MATERIAL

ITEM	UNIT	TOTAL
Concrete Box Culverts	Cu. Yd.	173.4
Reinforcement Bars	Pound	18570
Reinforcement Bars, Epoxy Coated	Pound	7550
Removal of Existing Structures	Each	1
Geocomposite Wall Drain	Sq. yd.	210
Stone Riprap, Class A3	Sq. yd.	205
Name Plates	Each	1
Filter Fabric	Sq. yd.	205
Heavy Duty Erosion Control Blanket	Sq. yd.	97

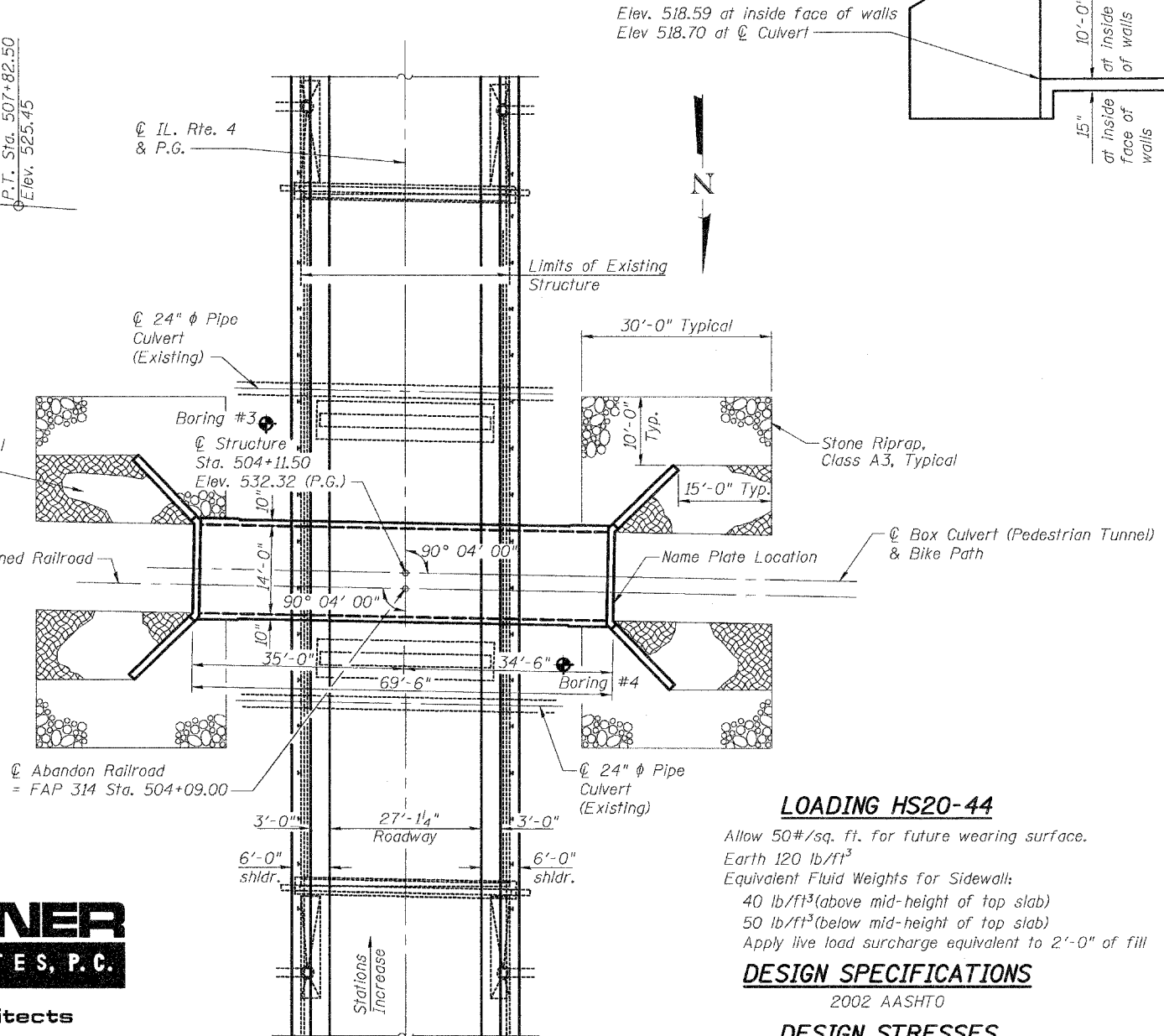
APPROVED
FOR STRUCTURAL ADEQUACY ONLY
Alan D. Lukens
ENGINEER OF BRIDGES AND STRUCTURES



Alan D. Lukens 5-8-06
Date
Alan D. Lukens
Licensed Structural Engineer
State of Illinois No. 081-005167
License Expires 11/30/06



STONE RIPRAP DETAIL



PLAN

LOADING HS20-44

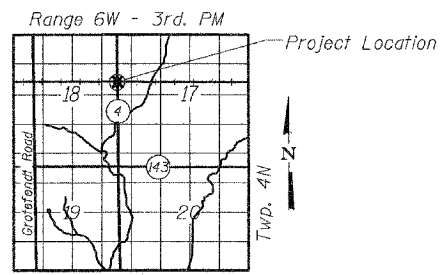
- Allow 50#/sq. ft. for future wearing surface.
- Earth 120 lb/ft³
- Equivalent Fluid Weights for Sidewall:
 - 40 lb/ft³ (above mid-height of top slab)
 - 50 lb/ft³ (below mid-height of top slab)
- Apply live load surcharge equivalent to 2'-0" of fill

DESIGN SPECIFICATIONS

2002 AASHTO

DESIGN STRESSES

f_c = 3,500 psi
f_y = 60,000 psi (reinforcement)



LOCATION SKETCH

DESIGNED	ADL
CHECKED	WLW
DRAWN	RJP
CHECKED	ADL

KLINGNER & ASSOCIATES, P.C.
Engineers / Architects
616 North 24th Street (217) 223-3670
Quincy, Illinois 62301 FAX: 223-3603
Internet Address: www.klingner.com
STATE OF ILLINOIS DESIGN FIRM # 1842738

GENERAL PLAN AND ELEVATION
IL. ROUTE 4 OVER
ABANDONED RAILROAD
F.A.P. ROUTE 314 - SEC. 110-IVBR-1
MADISON COUNTY
STATION 504+11.50
S.N. 060-2406

5/8/2006

p:\02files\020409\020409.23 w0 #12 Ped Culvert\SN060-2406.dgn