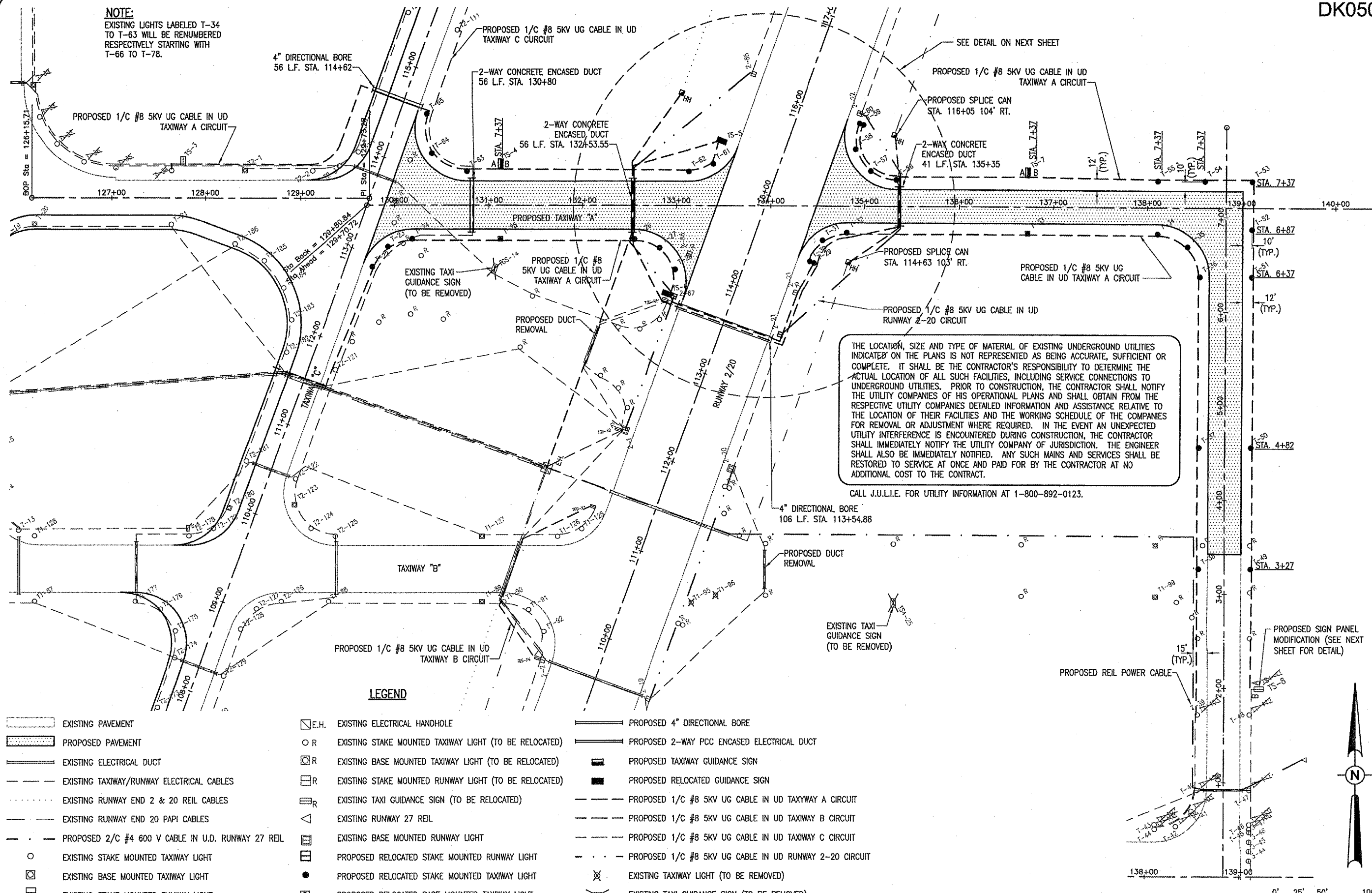


NOTE:  
EXISTING LIGHTS LABELED T-34  
TO T-63 WILL BE RENUMBERED  
RESPECTIVELY STARTING WITH  
T-66 TO T-78.

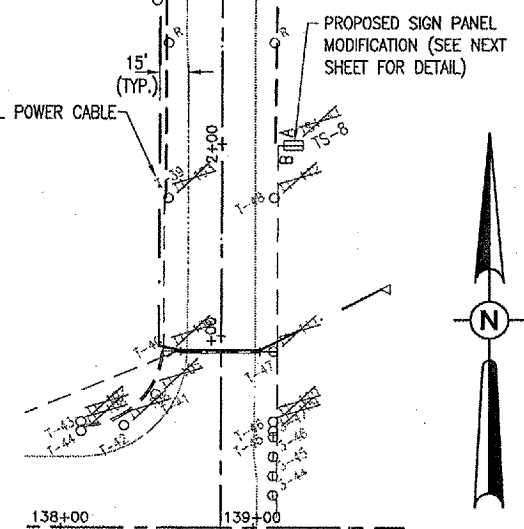


THE LOCATION, SIZE AND TYPE OF MATERIAL OF EXISTING UNDERGROUND UTILITIES INDICATED ON THE PLANS IS NOT REPRESENTED AS BEING ACCURATE, SUFFICIENT OR COMPLETE. IT SHALL BE THE CONTRACTOR'S RESPONSIBILITY TO DETERMINE THE ACTUAL LOCATION OF ALL SUCH FACILITIES, INCLUDING SERVICE CONNECTIONS TO UNDERGROUND UTILITIES. PRIOR TO CONSTRUCTION, THE CONTRACTOR SHALL NOTIFY THE UTILITY COMPANIES OF HIS OPERATIONAL PLANS AND SHALL OBTAIN FROM THE RESPECTIVE UTILITY COMPANIES DETAILED INFORMATION AND ASSISTANCE RELATIVE TO THE LOCATION OF THEIR FACILITIES AND THE WORKING SCHEDULE OF THE COMPANIES FOR REMOVAL OR ADJUSTMENT WHERE REQUIRED. IN THE EVENT AN UNEXPECTED UTILITY INTERFERENCE IS ENCOUNTERED DURING CONSTRUCTION, THE CONTRACTOR SHALL IMMEDIATELY NOTIFY THE UTILITY COMPANY OF JURISDICTION, THE ENGINEER SHALL ALSO BE IMMEDIATELY NOTIFIED. ANY SUCH MAINS AND SERVICES SHALL BE RESTORED TO SERVICE AT ONCE AND PAID FOR BY THE CONTRACTOR AT NO ADDITIONAL COST TO THE CONTRACT.

CALL J.U.L.I.E. FOR UTILITY INFORMATION AT 1-800-892-0123.

LEGEND

- EXISTING PAVEMENT
- PROPOSED PAVEMENT
- EXISTING ELECTRICAL DUCT
- EXISTING TAXIWAY/RUNWAY ELECTRICAL CABLES
- EXISTING RUNWAY END 2 & 20 REIL CABLES
- EXISTING RUNWAY END 20 PAPI CABLES
- PROPOSED 2/C #4 600 V CABLE IN U.D. RUNWAY 27 REIL
- EXISTING STAKE MOUNTED TAXIWAY LIGHT
- EXISTING BASE MOUNTED TAXIWAY LIGHT
- EXISTING STAKE MOUNTED RUNWAY LIGHT
- EXISTING TAXI GUIDANCE SIGN
- E.H. EXISTING ELECTRICAL HANDHOLE
- EXISTING STAKE MOUNTED TAXIWAY LIGHT (TO BE RELOCATED)
- EXISTING BASE MOUNTED TAXIWAY LIGHT (TO BE RELOCATED)
- EXISTING STAKE MOUNTED RUNWAY LIGHT (TO BE RELOCATED)
- EXISTING TAXI GUIDANCE SIGN (TO BE RELOCATED)
- EXISTING RUNWAY 27 REIL
- EXISTING BASE MOUNTED RUNWAY LIGHT
- PROPOSED RELOCATED STAKE MOUNTED RUNWAY LIGHT
- PROPOSED RELOCATED STAKE MOUNTED TAXIWAY LIGHT
- PROPOSED RELOCATED BASE MOUNTED TAXIWAY LIGHT
- PROPOSED SPLICE CAN
- PROPOSED 4" DIRECTIONAL BORE
- PROPOSED 2-WAY PCC ENCASED ELECTRICAL DUCT
- PROPOSED TAXIWAY GUIDANCE SIGN
- PROPOSED RELOCATED GUIDANCE SIGN
- PROPOSED 1/C #8 5KV UG CABLE IN UD TAXIWAY A CIRCUIT
- PROPOSED 1/C #8 5KV UG CABLE IN UD TAXIWAY B CIRCUIT
- PROPOSED 1/C #8 5KV UG CABLE IN UD TAXIWAY C CIRCUIT
- PROPOSED 1/C #8 5KV UG CABLE IN UD RUNWAY 2-20 CIRCUIT
- EXISTING TAXIWAY LIGHT (TO BE REMOVED)
- EXISTING TAXI GUIDANCE SIGN (TO BE REMOVED)




0' 25' 50' 100'  
HALF SIZE SCALE: 1" = 100'  
FULL SIZE SCALE: 1" = 50'

DATE	REVISION



HEB Project No. 803-057XXAD.0800
Drawings R-142ELE.DWG
Scale 1" = 50'
Date 01/18/06
LAYOUT J.E.O. 01/18/06
DRAWN B.A.K. 01/18/06
REVIEWED C.A.H. 03/16/06



EXTEND TAXIWAY "A"  
PROPOSED ELECTRICAL PLAN  
STA. 126+15.71 TO STA. 140+00

APR 13, 2006 2:59 PM BAK  
I:\AIRPORTS\DEKALB\803-057XXAD\AIRPORT SHEETS\TAXIWAY-A EXT\R-142ELE.DWG - Layout1