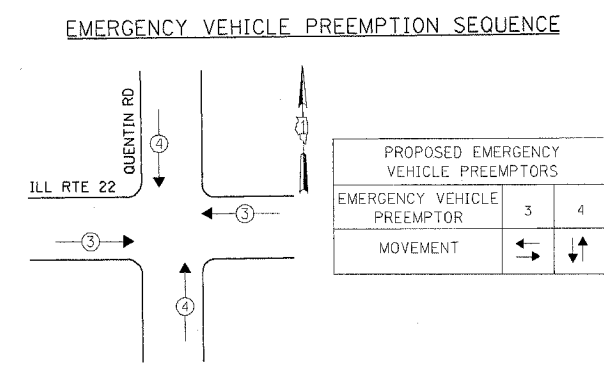
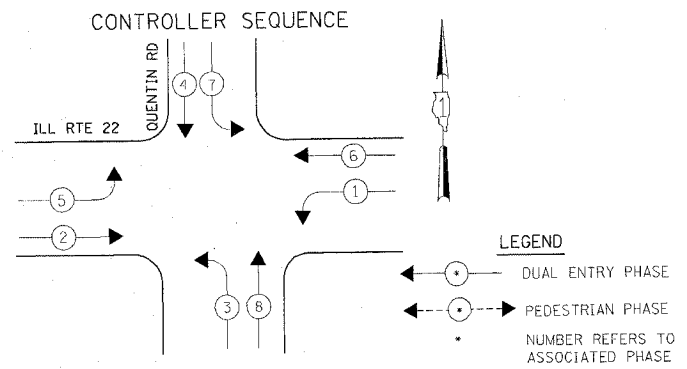


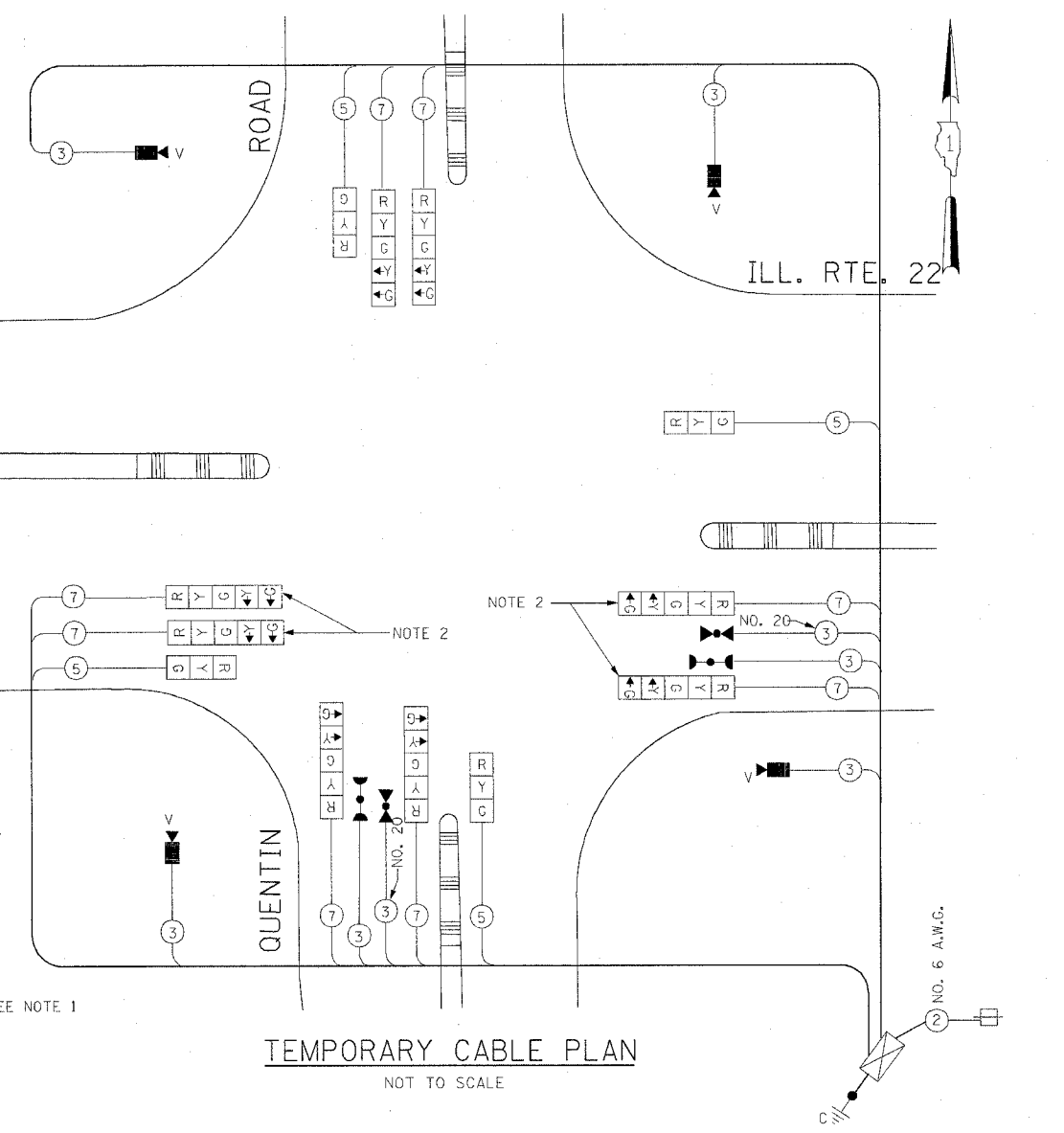
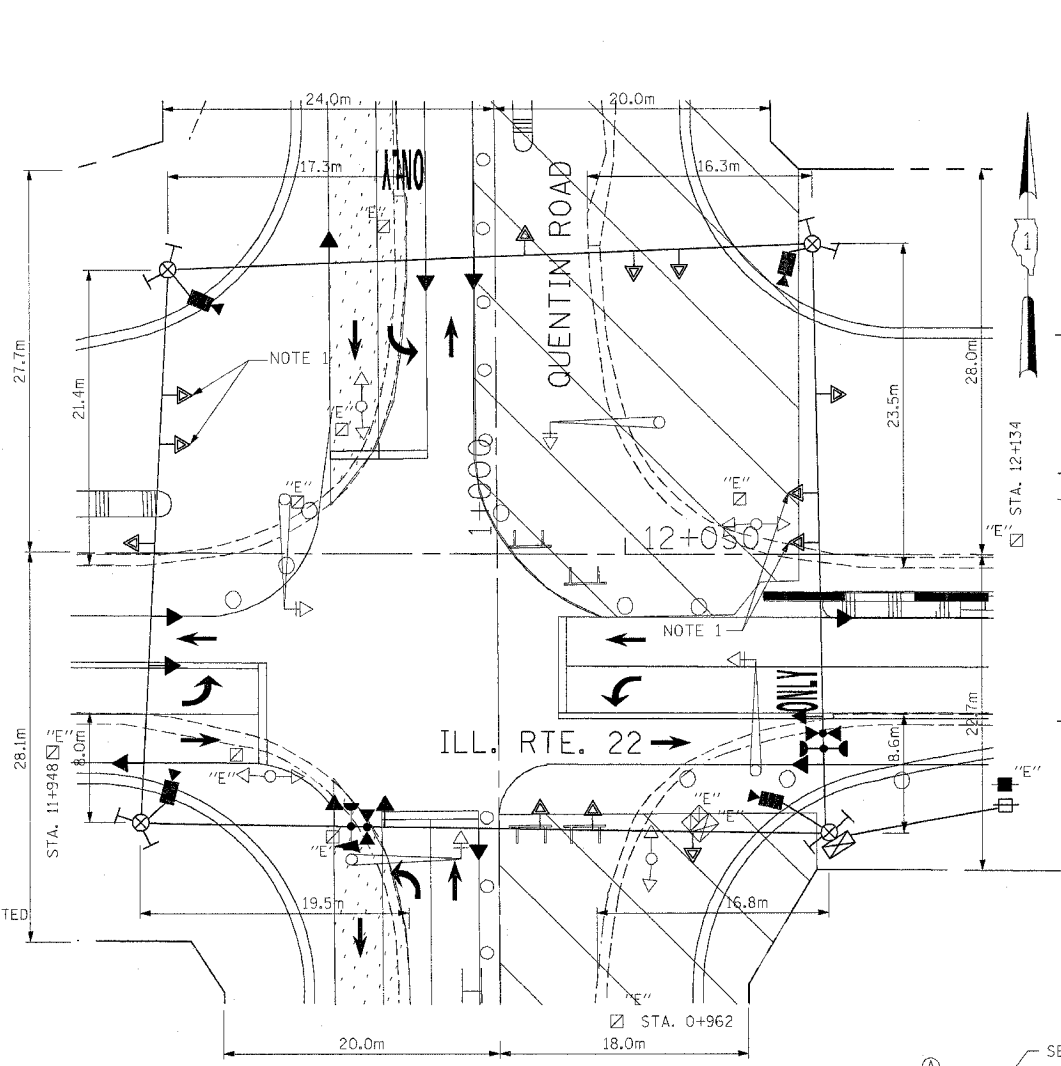
F.A.P. RTE.	SECTION	COUNTY	TOTAL SHEETS	SHEET NO.
337	20 WRS-6	LAKE	318	184
STA.	TO STA.			
FED. ROAD DIST. NO.		ILLINOIS	FED. AID PROJECT#	
CONTRACT NO. 62030				



TEMPORARY PHASE DESIGNATION DIAGRAM

- NOTES FOR TEMPORARY TRAFFIC SIGNALS**
- ALL CONTROL EQUIPMENT INCLUDING EMERGENCY PRE-EMPTION AND COMMUNICATION DEVICES FOR THE TEMPORARY TRAFFIC SIGNAL(S) SHALL BE FURNISHED BY THE CONTRACTOR.
 - ONLY CONTROLLERS SUPPLIED BY ONE OF THE DISTRICT APPROVED CLOSED LOOP EQUIPMENT MANUFACTURERS WILL BE APPROVED FOR USE AT TEMPORARY SIGNAL LOCATIONS. ALL CONTROLLERS USED FOR TEMPORARY TRAFFIC SIGNALS SHALL BE FULLY ACTUATED NEMA MICROPROCESSOR BASED WITH RS232 DATA ENTRY PORTS COMPATIBLE WITH EXISTING MONITORING SOFTWARE APPROVED BY IDOT DISTRICT 1. INSTALLED IN A NEMA TS1 OR TS2 CABINET. ONLY ONE BRAND OF CONTROLLER WILL BE ACCEPTED FOR ANY ONE CONTRACT.
 - ALL TRAFFIC SIGNAL SECTIONS AND PEDESTRIAN SIGNAL SECTIONS SHALL BE 12". HEADS SHALL BE PLACED AS INDICATED ON THE TEMPORARY TRAFFIC SIGNAL PLAN OR AS DIRECTED BY THE ENGINEER. THE CONTRACTOR SHALL FURNISH ENOUGH CABLE SLACK TO RELOCATE HEADS TO ANY POSITION ON THE SPAN WIRE OR AT LOCATIONS ILLUSTRATED ON THE PLANS FOR CONSTRUCTION STAGING. THE TEMPORARY TRAFFIC SIGNAL SHALL REMAIN IN OPERATION DURING ALL SIGNAL HEAD RELOCATIONS. EACH TEMPORARY TRAFFIC SIGNAL HEAD SHALL HAVE ITS OWN CABLE FROM THE CONTROLLER CABINET TO THE SIGNAL HEAD.
 - ALL EXISTING STREET NAME AND INTERSECTION REGULATORY SIGNS SHALL BE REMOVED FROM EXISTING POLES, RELOCATED AND SECURELY FASTENED TO THE SIGNAL SPAN WIRE OR WOOD POLE AS DIRECTED BY THE ENGINEER.
 - ANY TEMPORARY SIGNAL WITHIN AN EXISTING CLOSED LOOP TRAFFIC SIGNAL SYSTEM SHALL BE INTERCONNECTED TO THAT SYSTEM USING SIMILAR BRAND CONTROL EQUIPMENT.
 - THE TEMPORARY TRAFFIC SIGNAL SHALL HAVE THE SIGNAL HEAD DISPLAYS, SIGNAL HEAD PLACEMENTS AND CONTROLLER PHASING MATCH THE EXISTING TRAFFIC SIGNAL, AT THE TIME OF THE TURN ON. IF NO TRAFFIC STAGING IS IN PLACE OR WILL NOT BE STAGED ON THE DAY OF THE TURN ON.
- THE FOLLOWING EXISTING TRAFFIC SIGNAL EQUIPMENT SHALL BE REMOVED BY THE CONTRACTOR, SHALL REMAIN THE PROPERTY OF THE STATE AND SHALL BE DELIVERED BY THE CONTRACTOR TO THE STATE'S TRAFFIC SIGNAL MAINTENANCE CONTRACTOR'S MAIN FACILITY AS PER THE TRAFFIC SIGNAL SPECIFICATIONS.
- | | | |
|---|------|----------------------------------|
| 1 | EACH | CONTROLLER AND CABINET, COMPLETE |
|---|------|----------------------------------|

- THE FOLLOWING ITEMS SHALL BE REMOVED BY THE CONTRACTOR AND SHALL BE DISPOSED OF BY THEM OUTSIDE THE RIGHT-OF-WAY AT THEIR EXPENSE. THE SALVAGE VALUE OF THE REMOVED EQUIPMENT SHALL BE REFLECTED IN THE CONTRACT BID PRICE.
- | | | |
|---|------|--|
| 3 | EACH | SIGNAL HEAD, 1-FACE, 3-SECTION, MAST ARM MOUNTED |
| 1 | EACH | SIGNAL HEAD, 1-FACE, 5-SECTION, MAST ARM MOUNTED |
| 3 | EACH | SIGNAL HEAD, 2-FACE, 3 SECTION, BRACKET MOUNTED |
| 1 | EACH | SIGNAL HEAD, 2-FACE, 1-3 SECTION, 1-5 SECTION, BRACKET MOUNTED |
| 4 | EACH | TRAFFIC SIGNAL BACKPLATE |
| 3 | EACH | TRAFFIC SIGNAL POST, 4.25 METER |
| 1 | EACH | TRAFFIC SIGNAL POST, 4.85 METER |
| 2 | EACH | ALUMINUM MAST ARM ASSEMBLY AND POLE, 6.09 METER |
| 2 | EACH | ALUMINUM MAST ARM ASSEMBLY AND POLE, 7.62 METER |
| 1 | EACH | SERVICE INSTALLATION |



- NOTE 1: THE GREEN AND YELLOW LEFT TURN ARROW INDICATIONS ARE TO BE DISCONNECTED AND BAGGED FOR ILLINOIS ROUTE 22 FOR STAGE III CONSTRUCTION.
- NOTE 2: ALL VIDEO DETECTION ZONES ARE TO BE DETERMINED DURING EACH STAGE OF CONSTRUCTION AND ARE INCIDENTAL TO THE COST OF THE TEMPORARY TRAFFIC SIGNAL INSTALLATION.

I.D.O.T. TRAFFIC SIGNAL INSTALLATION ELECTRICAL SERVICE REQUIREMENTS

TYPE	NO LAMPS	WATTAGE		% OPERATION	TOTAL WATTAGE
		INCAND.	LED		
SIGNAL (RED)	12	135	17	0.50	810.00
(YELLOW)	12	135	25	0.25	405.00
(GREEN)	12	135	15	0.25	405.00
ARROW	16	135	12	0.10	216.00
PED. SIGNAL		90	25	1.00	
CONTROLLER	1	100	100	1.00	100.00
ILLUM. SIGN				0.05	
FLASHER				0.50	
ENERGY COSTS TO:				TOTAL =	1936.00

ILLINOIS DEPARTMENT OF TRANSPORTATION
201 WEST CENTER COURT
SCHAUMBURG, ILLINOIS 60196-1096

ENERGY SUPPLY CONTACT: JOAN COOK
PHONE: (847) 816-5461
COMPANY: LIBERTYVILLE OFFICE

ILLINOIS DEPARTMENT OF TRANSPORTATION

TEMPORARY TRAFFIC SIGNAL INSTALLATION FOR CONSTRUCTION STAGES I AND II ILLINOIS ROUTE 22 AT QUENTIN ROAD

REVISIONS	
NAME	DATE

SCALE: AS NOTED
DATE: MARCH 11, 2005

DRAWN BY: EAO
DESIGNED BY: BC/PKG
CHECKED BY: PKG/RMM