| F.A.I. RTE. | SECTION | COUNTY | TOTAL SHEETS | SHEET NO. |
|---|---|---|---|---|
| 94 | * | COOK | 907 | 110 |
| STA. 1200+00.00 | TO STA. 1365+00 | | | |
| FED. ROAD DIST. NO. | ILLINOIS | FED. AID PROJECT | | |
| * (1516.1, 1717 & 1818) R-9 | | | | 62695 |

NOTE:
X.X PROPOSED ELEVATION
(X.X) EXISTING ELEVATION

PROPOSED ELEVATIONS FOR COMPOSITE PAVEMENT ARE BITUMINOUS SURFACE COURSE ELEVATIONS.




ELEVATION DETAIL

## NOTES:

1. SEE MISCELLANEOUS PAVEMENT ELEVATION AND JOINTING DETAILS FOR SLEEPER SLAB DETAIL.
2. THE DIMENSIONS FOR THE PAVEMENT JOINTS ARE BASED ON THE CENTERLINE DISTANCE BETWEEN THE JOINTS.
3. ALL DEFORMED TIE BARS SHALL BE EPOXY COATED.
4. CONTRACTION JOINTS (UNDOWELED-SAWED OR GROOVED) SHALL BE PROVIDED ACROSS ALL PCC SHOULDERS. JOINT SPACING SHALL BE 15' C-C UNLESS OTHERWISE NOTED.
5. ELEVATIONS ARE SPACED AT 25' INTERVALS UNLESS OTHERWISE NOTED.

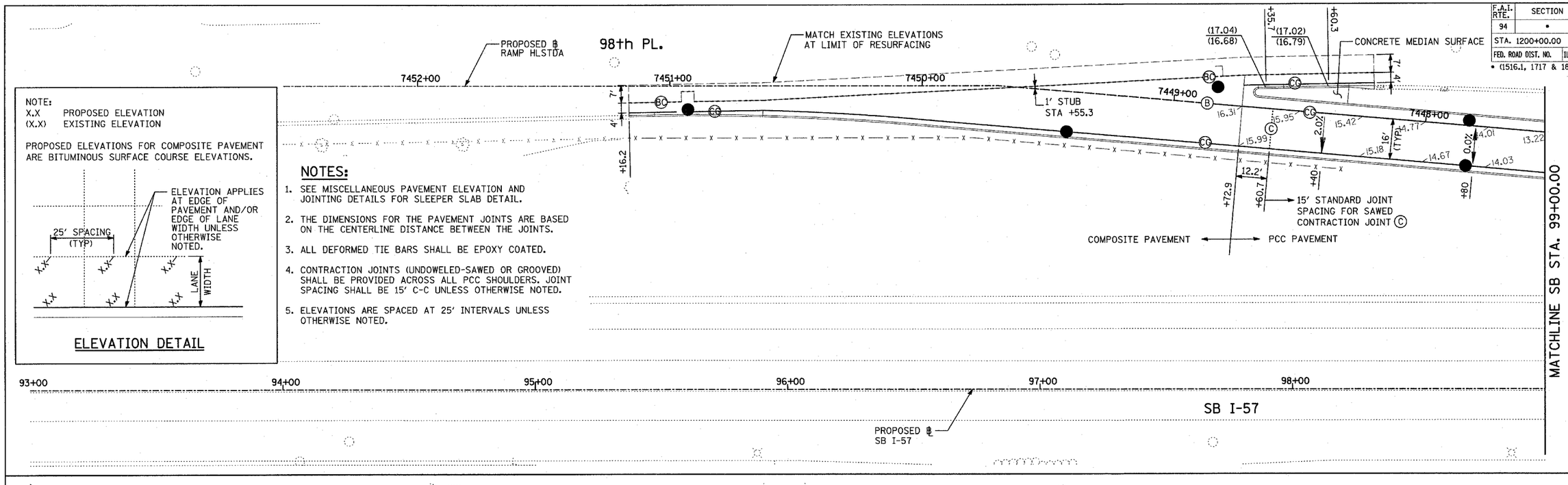


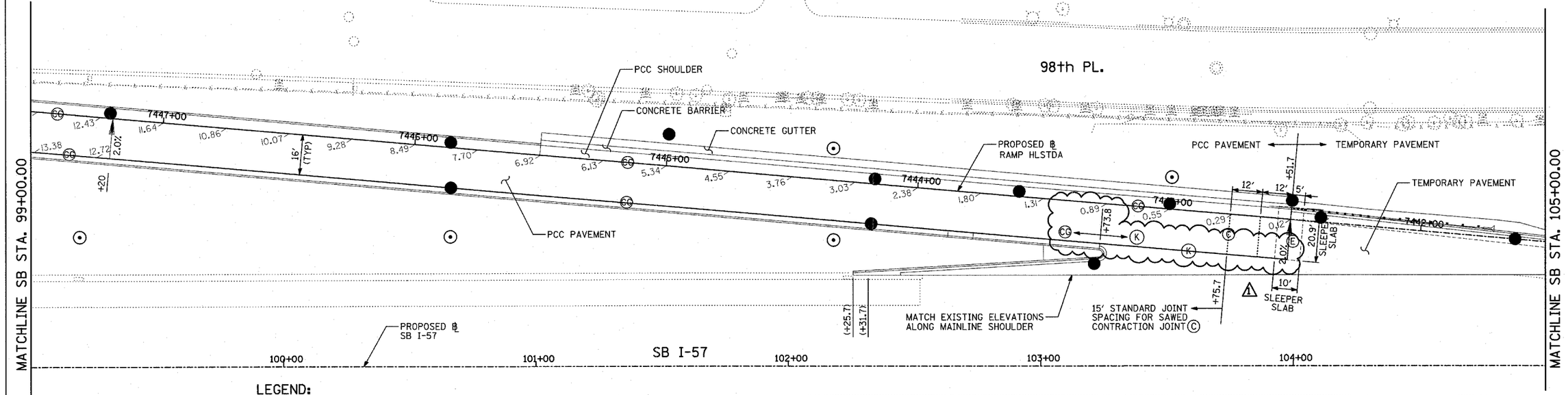


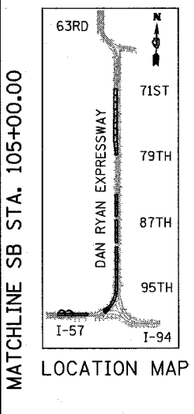


LOCATION MAP

SCALE: 1" = 20'-0"

## LEGEND:

(+XX.X) MAINLINE ℄ STATION
+XX.X RAMP ℄ STATION

(T) TRANSVERSE CONSTRUCTION JOINT WITH NO. 8 DEFORMED TIE BAR (EPOXY COATED), 24" LONG @ 12" C-C, DRILL AND GROUT INTO PCC BASE COURSE (INCLUDED IN THE COST OF PCC PAVEMENT OR SHOULDERS)

(CG) CONSTRUCTION JOINT WITH NO. 6 DEFORMED TIE BAR (EPOXY COATED), 24" LONG @ 24" C-C, DRILL & GROUT IN PLACE (INCLUDED IN THE COST OF CURB & GUTTER)

(S) SAWED LONGITUDINAL JOINT WITH NO. 8 DEFORMED TIE BAR (EPOXY COATED), 30" LONG @ 24" C-C (INCLUDED IN THE COST OF PCC PAVEMENT)

(B) SAWED LONGITUDINAL JOINT WITH NO. 6 DEFORMED TIE BAR (EPOXY COATED), 30" LONG @ 30" C-C (INCLUDED IN THE COST OF PCC BASE COURSE)

(SH) LONGITUDINAL SHOULDER CONSTRUCTION JOINT WITH NO. 8 DEFORMED TIE BAR (EPOXY COATED), 30" LONG @ 24" C-C, DRILL & GROUT IN PLACE (INCLUDED IN THE COST OF PCC PAVEMENT)

(L) LONGITUDINAL CONSTRUCTION JOINT WITH NO. 8 DEFORMED TIE BAR (EPOXY COATED), 30" LONG @ 24" C-C, DRILL & GROUT IN PLACE (INCLUDED IN THE COST OF PCC PAVEMENT)

(BC) LONGITUDINAL CONSTRUCTION JOINT WITH NO. 8 DEFORMED TIE BAR (EPOXY COATED), 24" LONG @ 24" C-C, DRILL & GROUT INTO EXISTING PCC BASE COURSE (INCLUDED IN THE COST OF PCC BASE COURSE)

(W) LONGITUDINAL CONSTRUCTION JOINT WITH NO. 8 DEFORMED TIE BAR (EPOXY COATED), 24" LONG @ 24" (INCLUDED IN THE COST OF PCC PAVEMENT OR SHOULDERS)

(C) SAWED CONTRACTION JOINT WITH SMOOTH DOWEL BARS (EPOXY COATED), 1½" DIA., 18" LONG @ 12" C-C (INCLUDED IN THE COST OF PCC PAVEMENT)

(E) 2" EXPANSION JOINT WITH 1½" DIA. CAPPED DOWELS, 18" LONG @ 12" C-C (BARS TO BE DRILLED AND GROUTED)

(K) LONGITUDINAL KEYED JOINT WITHOUT TIE BARS (INCLUDED IN THE COST OF PCC PAVEMENT). (IF TEMPORARY PCC PAVEMENT OPTION USED, POLYETHELENE BOND BREAKER MUST BE INCLUDED IN THE COST OF PCC PAVEMENT.) 1

| REVISIONS | |
|---|---|
| NAME | DATE |
| 1 ADDENDUM 1 | 05/27/05 |
| REVISED | 04/15/05 |

ILLINOIS DEPARTMENT OF TRANSPORTATION

F.A.I. 94 (DAN RYAN EXPRESSWAY)

PAVEMENT JOINTING AND ELEVATION PLAN
SB HALSTED STREET EXIT RAMP
SB I-57 STA. 93+00.00 TO 105+00.00

SCALE: 1"=20' DRAWN BY: JPM
DATE: MARCH 25, 2005 CHECKED BY: JPM, MAG

TY·LIN INTERNATIONAL