F.A.I. RTE.	SECTION	COUNTY	TOTAL SHEETS	SHEET NO.
94	•	COOK	907	119
STA. 1200+00.00		TO STA. 1365+00		
FED. ROAD DIST. NO.	ILLINOIS	FED. AID PROJECT		
• (1516.1, 1717 & 1818) R-9				62695

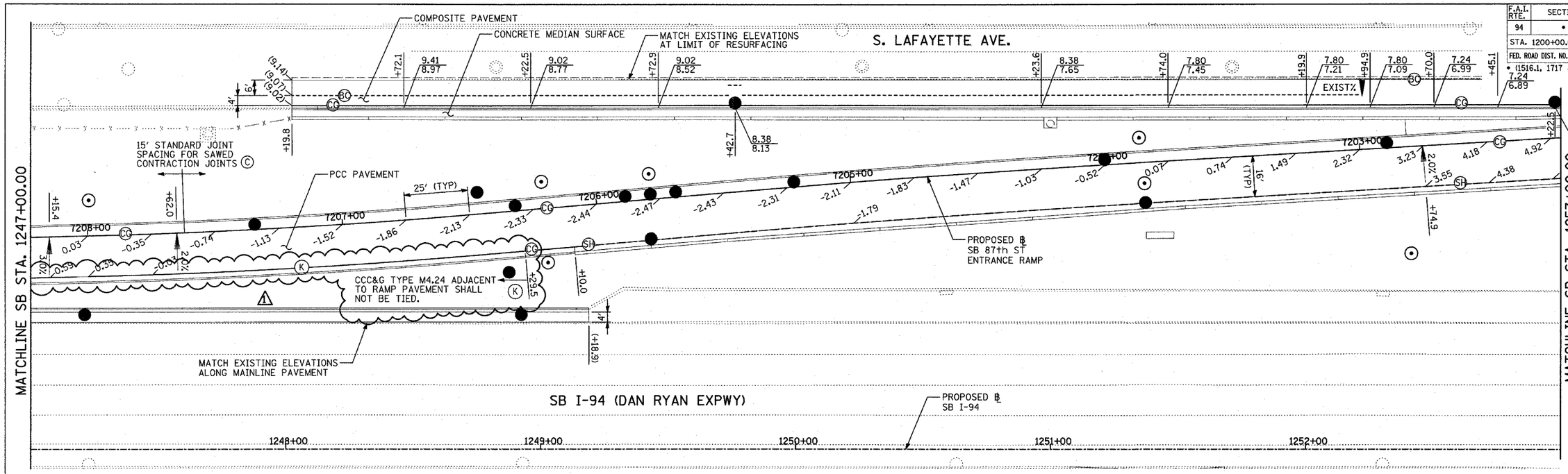

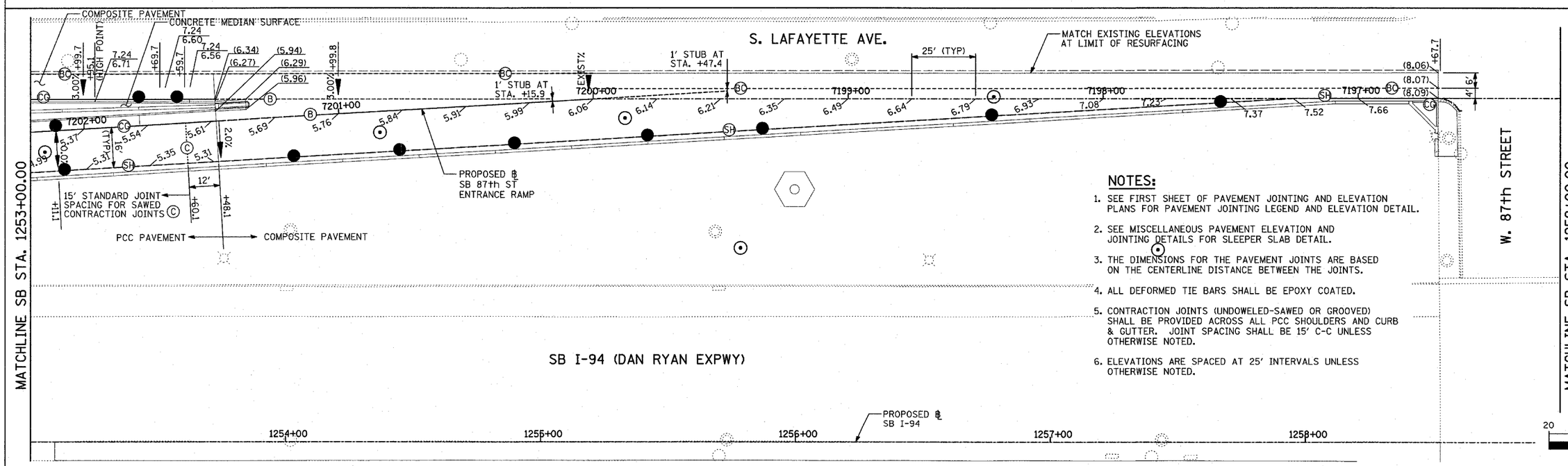

NOTES:

1. SEE FIRST SHEET OF PAVEMENT JOINTING AND ELEVATION PLANS FOR PAVEMENT JOINTING LEGEND AND ELEVATION DETAIL.
2. SEE MISCELLANEOUS PAVEMENT ELEVATION AND JOINTING DETAILS FOR SLEEPER SLAB DETAIL.
3. THE DIMENSIONS FOR THE PAVEMENT JOINTS ARE BASED ON THE CENTERLINE DISTANCE BETWEEN THE JOINTS.
4. ALL DEFORMED TIE BARS SHALL BE EPOXY COATED.
5. CONTRACTION JOINTS (UNDOWELED-SAWED OR GROOVED) SHALL BE PROVIDED ACROSS ALL PCC SHOULDERS AND CURB & GUTTER. JOINT SPACING SHALL BE 15' C-C UNLESS OTHERWISE NOTED.
6. ELEVATIONS ARE SPACED AT 25' INTERVALS UNLESS OTHERWISE NOTED.

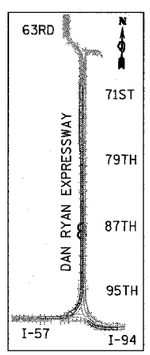

LOCATION MAP

20 0 20 40

SCALE: 1" = 20'-0"

LEGEND:

(+XX.X) MAINLINE ℄ STATION
+XX.X RAMP ℄ STATION

REVISIONS	
NAME	DATE
ADDENDUM 1	05/27/05
REVISED	04/15/05

ILLINOIS DEPARTMENT OF TRANSPORTATION

F.A.I. 94 (DAN RYAN EXPRESSWAY)

PAVEMENT JOINTING AND ELEVATION PLAN
SB 87th STREET ENTRANCE RAMP
SB I-94 STA. 1247+00.00 TO 1259+00.00

SCALE: 1"=20' DRAWN BY: JPM
DATE: MARCH 25, 2005 CHECKED BY: JPM, MAG

TYLIN INTERNATIONAL

p:\02373\road\ai7\pavelf\bsh03.dgn 05/26/2005 05:18:35 PM