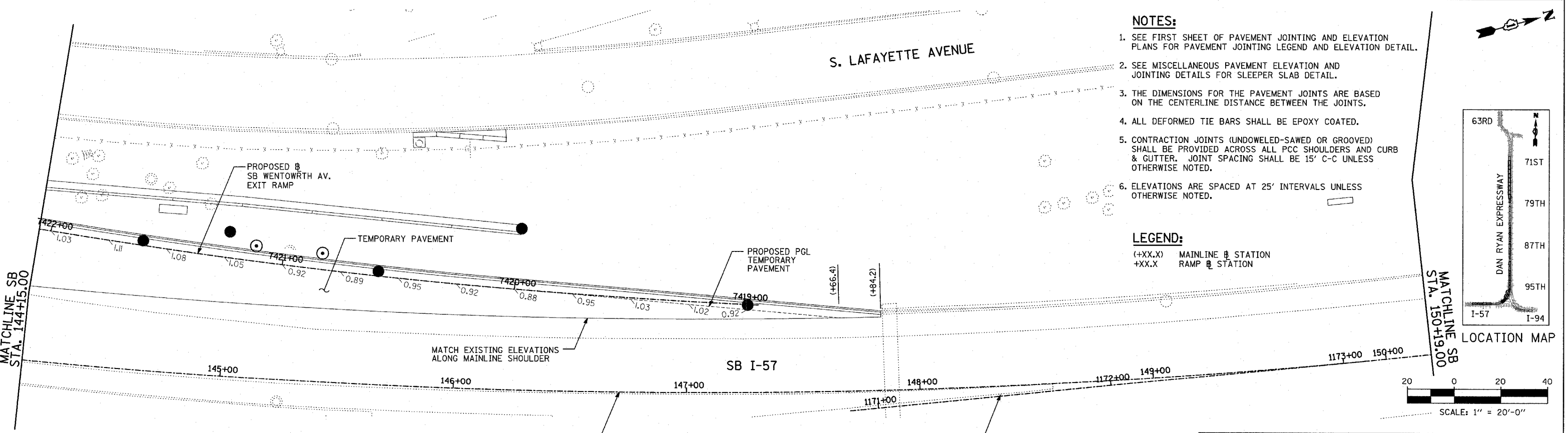
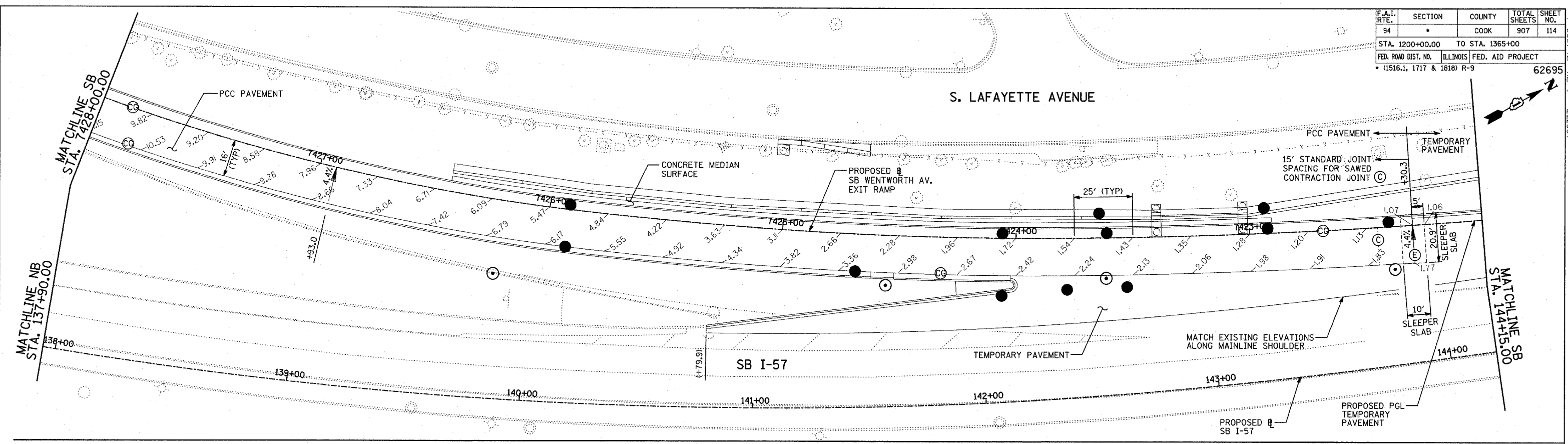


F.A.I. RTE.	SECTION	COUNTY	TOTAL SHEETS	SHEET NO.
94		COOK	907	114
STA. 1200+00.00 TO STA. 1365+00				
FED. ROAD DIST. NO.	ILLINOIS	FED. AID PROJECT		
* (1516.1, 1717 & 1818) R-9		62695		

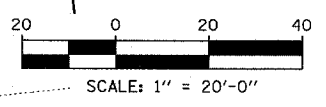
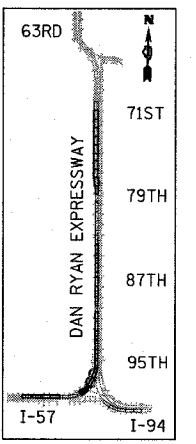


**NOTES:**

1. SEE FIRST SHEET OF PAVEMENT JOINTING AND ELEVATION PLANS FOR PAVEMENT JOINTING LEGEND AND ELEVATION DETAIL.
2. SEE MISCELLANEOUS PAVEMENT ELEVATION AND JOINTING DETAILS FOR SLEEPER SLAB DETAIL.
3. THE DIMENSIONS FOR THE PAVEMENT JOINTS ARE BASED ON THE CENTERLINE DISTANCE BETWEEN THE JOINTS.
4. ALL DEFORMED TIE BARS SHALL BE EPOXY COATED.
5. CONTRACTION JOINTS (UNDOWELED-SAWED OR GROOVED) SHALL BE PROVIDED ACROSS ALL PCC SHOULDERS AND CURB & GUTTER. JOINT SPACING SHALL BE 15' C-C UNLESS OTHERWISE NOTED.
6. ELEVATIONS ARE SPACED AT 25' INTERVALS UNLESS OTHERWISE NOTED.

**LEGEND:**

- (+XX.X) MAINLINE # STATION
- +XX.X RAMP # STATION



REVISIONS	
NAME	DATE

ILLINOIS DEPARTMENT OF TRANSPORTATION  
 F.A.I. 94 (DAN RYAN EXPRESSWAY)  
 PAVEMENT JOINTING AND ELEVATION PLAN  
 SB WENTWORTH AVENUE EXIT RAMP  
 SB I-57 STA. 137+90.00 TO 150+19.00

SCALE: 1"=20' DRAWN BY: JPM  
 DATE: MARCH 25, 2005 CHECKED BY: JPM, MAG

**TYLIN** INTERNATIONAL