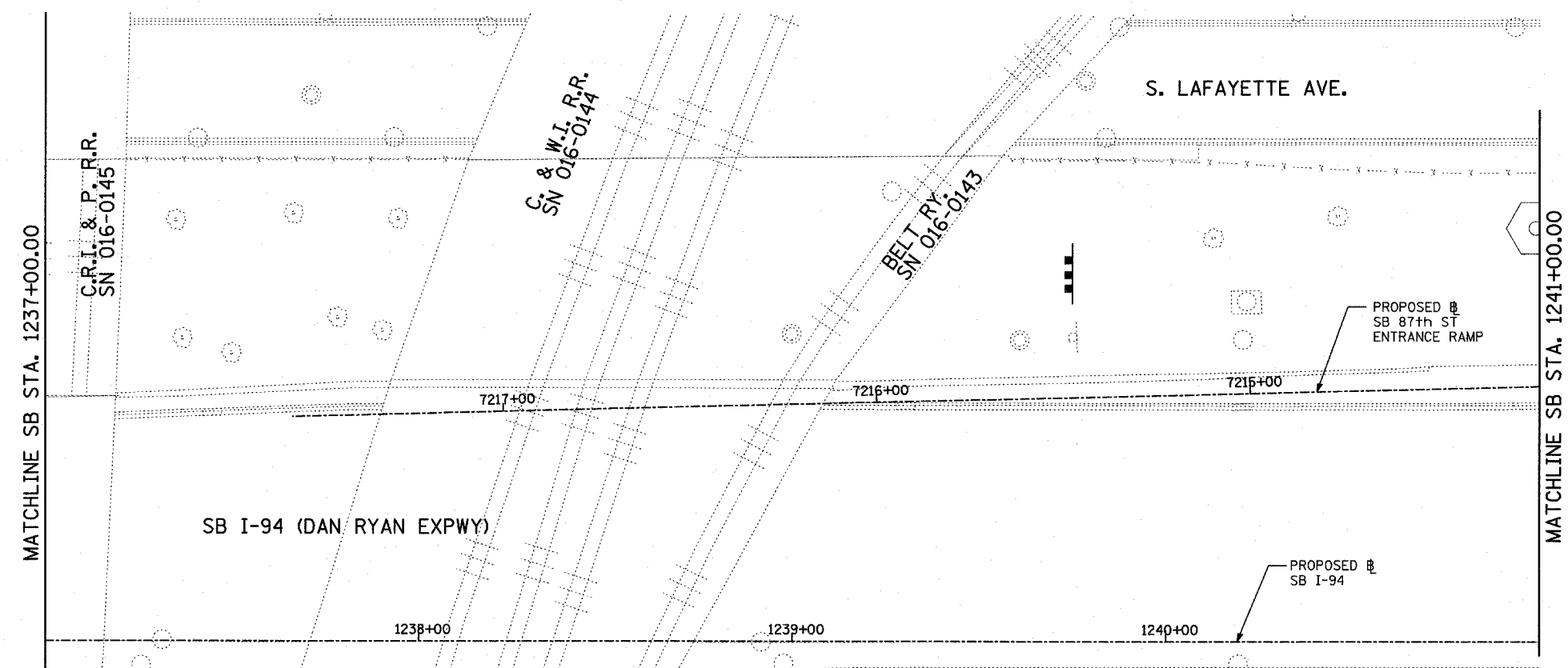


F.A.I. RTE.	SECTION	COUNTY	TOTAL SHEETS	SHEET NO.
94	*	COOK	907	118
STA. 1200+00.00		TO STA. 1365+00		
FED. ROAD DIST. NO.	ILLINOIS	FED. AID PROJECT		
* (1516.1, 1717 & 1818) R-9		62695		

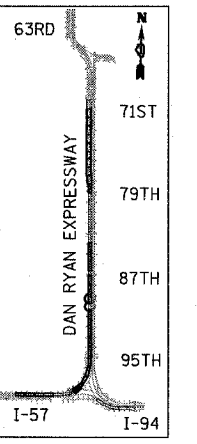
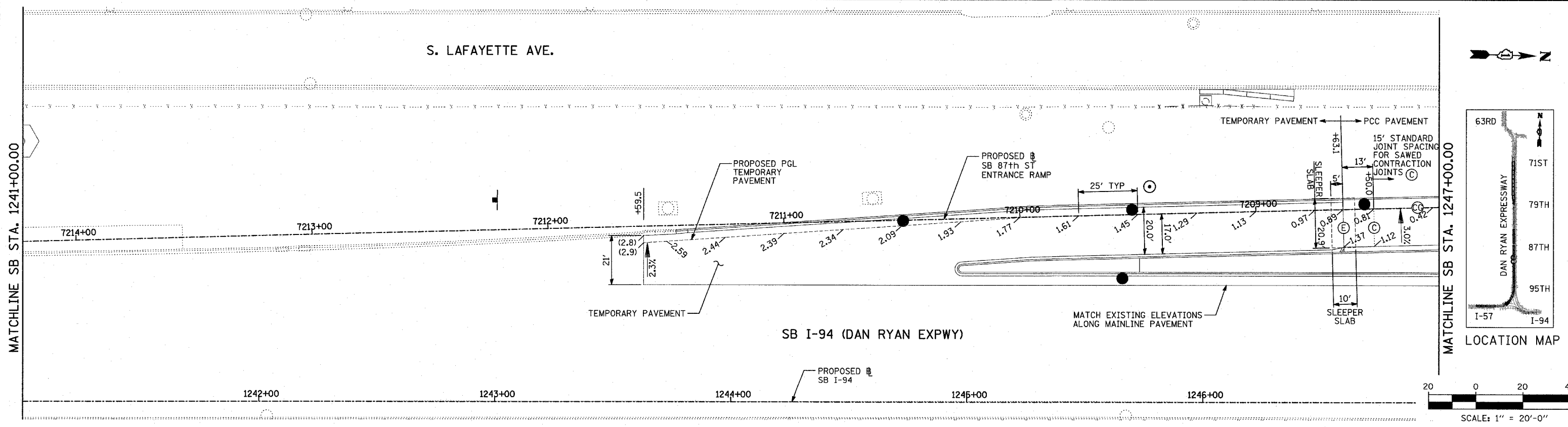


NOTES:

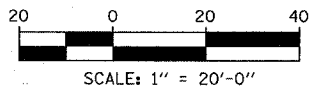
- SEE FIRST SHEET OF PAVEMENT JOINTING AND ELEVATION PLANS FOR PAVEMENT JOINTING LEGEND AND ELEVATION DETAIL.
- SEE MISCELLANEOUS PAVEMENT ELEVATION AND JOINTING DETAILS FOR SLEEPER SLAB DETAIL.
- THE DIMENSIONS FOR THE PAVEMENT JOINTS ARE BASED ON THE CENTERLINE DISTANCE BETWEEN THE JOINTS.
- ALL DEFORMED TIE BARS SHALL BE EPOXY COATED.
- CONTRACTION JOINTS (UNDOWELED-SAWED OR GROOVED) SHALL BE PROVIDED ACROSS ALL PCC SHOULDERS AND CURB & GUTTER. JOINT SPACING SHALL BE 15' C-C UNLESS OTHERWISE NOTED.
- ELEVATIONS ARE SPACED AT 25' INTERVALS UNLESS OTHERWISE NOTED.

LEGEND:

- (+XX.X) MAINLINE # STATION
- +XX.X RAMP # STATION



LOCATION MAP



REVISIONS	
NAME	DATE

ILLINOIS DEPARTMENT OF TRANSPORTATION
 F.A.I. 94 (DAN RYAN EXPRESSWAY)
 PAVEMENT JOINTING AND ELEVATION PLAN
 SB 87th STREET ENTRANCE RAMP
 SB I-94 STA. 1237+00.00 TO 1247+00.00

SCALE: 1"=20'
 DATE: MARCH 25, 2005
 DRAWN BY: JPM
 CHECKED BY: JPM, MAG

TYLIN INTERNATIONAL

PA-02373 RoadNet/Byeal/bst/05/03.dgn 03/30/2005 10:02:33 AM