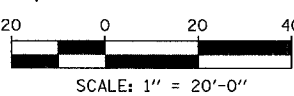
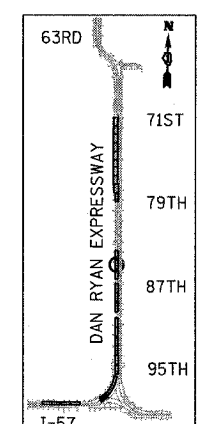
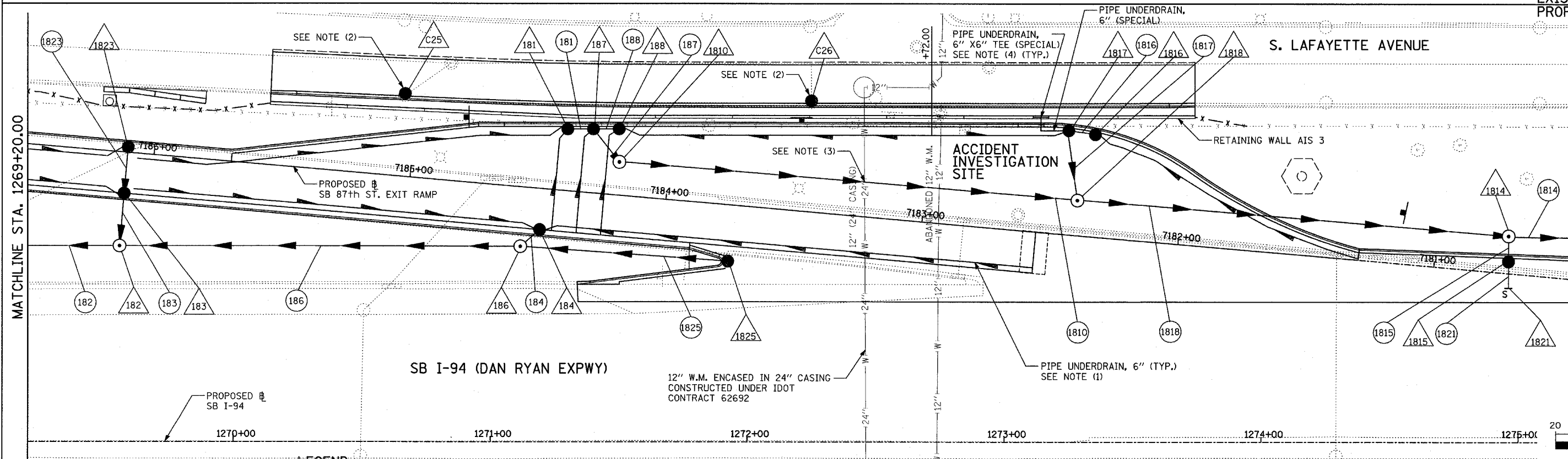


EXISTING CONDITIONS
PROPOSED IMPROVEMENTS



- LEGEND:**
- EXISTING COMBINED SEWER
 - PROPOSED STORM SEWER NUMBER (X=SHEET NO., Y=PIPE NO.)
 - PROPOSED STRUCTURE NUMBER (X=SHEET NO., Y=STRUCTURE NO.)
 - PIPE STUBOUT TO BE PLUGGED
 - UTILITY REMOVAL
 - UTILITY REMOVAL PLUG
 - HIGH MAST LIGHT TOWER FOUNDATION (BY OTHERS - SEE CONTRACT 62583)
 - HIGH MAST LIGHT TOWER FOUNDATION, WALL MOUNTED
 - HIGH MAST LIGHT TOWER FOUNDATION (BY OTHERS - SEE CONTRACT 62583)
 - F.V. FIELD VERIFY

- NOTES:**
- FOR CLARITY, PIPE UNDERDRAINS ARE SHOWN OFFSET FROM THEIR PROPOSED LOCATIONS. FOR DETAILED PLACEMENT, SEE SHEET "PIPE UNDERDRAINS ALONG RAMP" DETAIL."
 - CONNECT TO EXISTING CDWM COMBINED SEWER. SEE COMBINED SEWER DRAINAGE SCHEDULE FOR DETAILS (TYP.).
 - CARE SHALL BE TAKEN TO PROTECT EXISTING 12" WATER LINE DURING SEWER CONSTRUCTION. USE CDWM STANDARDS FOR PIPE SUPPORT IF REQUIRED. ALL WORK SHALL BE COORDINATED WITH CITY OF CHICAGO. PIPE SUPPORT IF REQUIRED WILL NOT BE PAID FOR SEPARATELY BUT WILL BE INCLUDED IN SEWER INSTALLATION (TYP.).
 - ALL TEES AND ELBOWS/BENDS FOR PUD, 6" (SPECIAL) SHALL BE INCLUDED IN COST OF PUD, 6" (SPECIAL).

SHEET 18 OF 38

REVISIONS	
NAME	DATE
REVISION	04/15/05

ILLINOIS DEPARTMENT OF TRANSPORTATION
F.A.I. 94 (DAN RYAN EXPRESSWAY)
DRAINAGE AND UTILITY PLANS
SB 87th STREET EXIT RAMP
SB I-94 STA. 1269+20.00 TO 1275+20.00

SCALE: 1"=20'
DATE: MARCH 25, 2005
DRAWN BY: MB
CHECKED BY: DA

TYL INTERNATIONAL