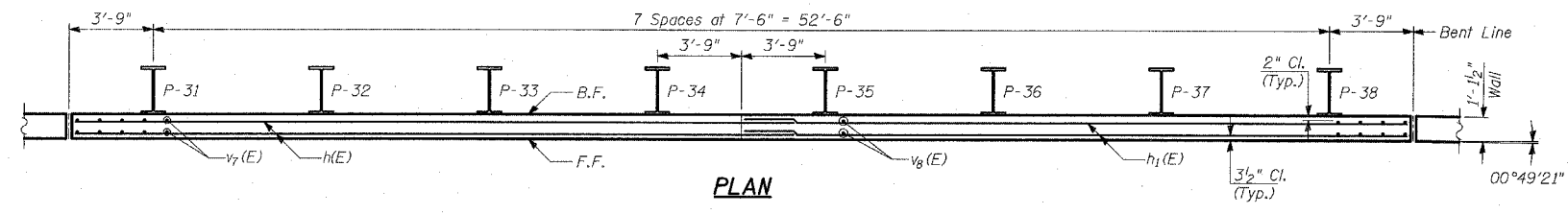
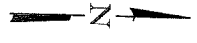
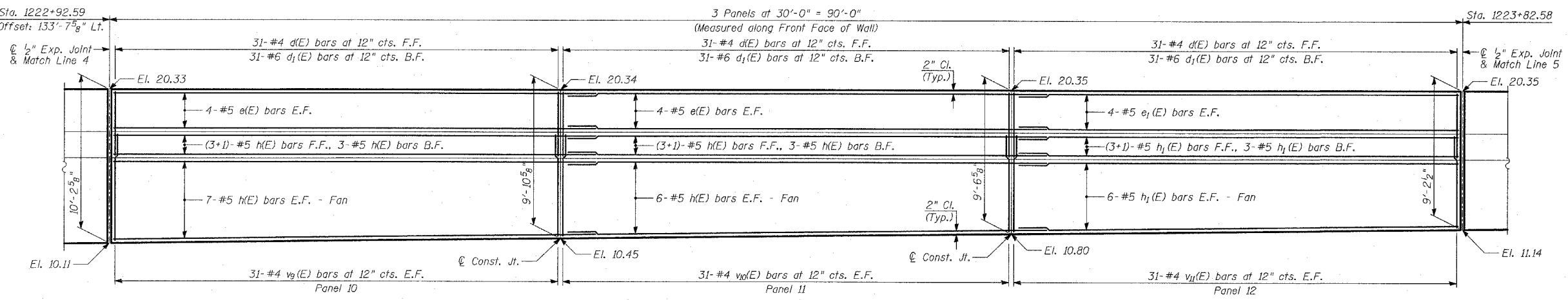


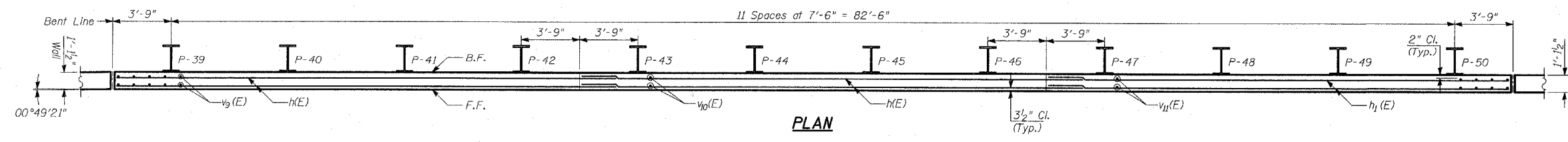
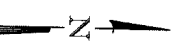
**ELEVATION**



**PLAN**



**ELEVATION**



**PLAN**

- NOTES:**
1. B.F. - denotes Back Face.
  2. E.F. - denotes Each Face.
  3. F.F. - denotes Front Face.
  4. Work this sheet with Sheets 12 thru 22 of 34.
  5. Pile spacing measured along Front Face of wall.
  6. Place new piles to miss existing piles.
  7. Existing wall footing and pile layout is shown for conflicting areas between existing and proposed piles.
  8. For Lap Splices, see Sheet 12 of 34.

**TYLIN INTERNATIONAL**

REVISIONS	
NAME	DATE

ILLINOIS DEPARTMENT OF TRANSPORTATION  
**F.A.I. 94 (DAN RYAN EXPRESSWAY)**  
**RETAINING WALL ALONG LAFAYETTE AVE.**  
**93RD ST. TO 91ST ST.**  
**WALL 36 - PLAN AND ELEVATION**  
**STA. 1222+32.59 TO STA. 1223+82.58**  
 S.N. 016-W948  
 SCALE: N.T.S.  
 DATE: MARCH 25, 2005

DESIGNED BY: MI, DJR  
 DRAWN BY: DJR, TB  
 CHECKED BY: TD, MI