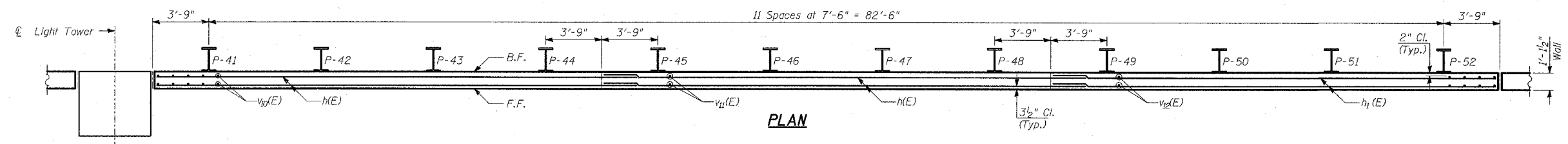
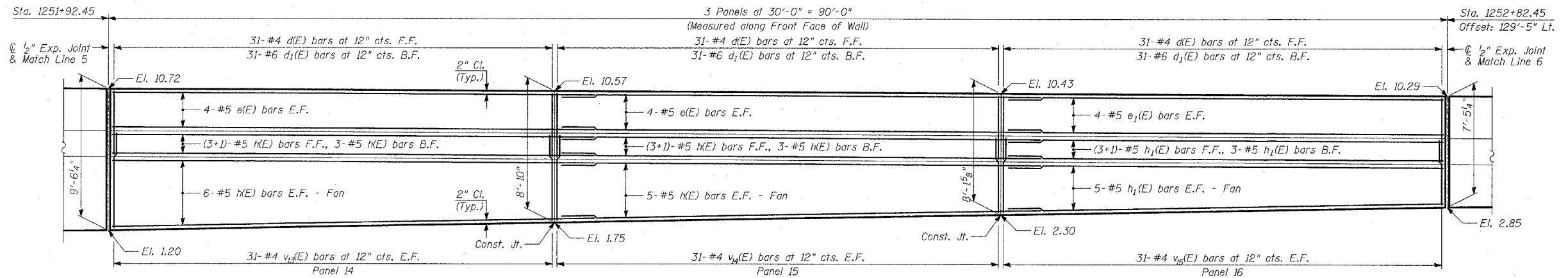
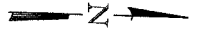


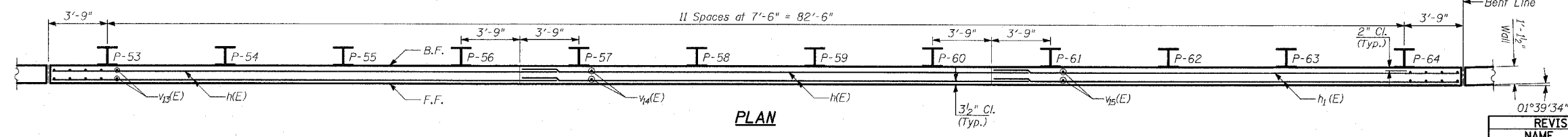
**ELEVATION**



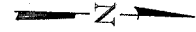
**PLAN**



**ELEVATION**



**PLAN**



**NOTES:**

1. B.F. - denotes Back Face.
2. E.F. - denotes Each Face.
3. F.F. - denotes Front Face.
4. Work this Sheet with Sheets 6 and 9 thru 11 of 19.
5. Pile spacing measured along front face of wall.
6. For Lap Splices, see Sheet 6 of 19.

**TYLIN INTERNATIONAL**

REVISIONS	
NAME	DATE

ILLINOIS DEPARTMENT OF TRANSPORTATION  
**F.A.I. 94 (DAN RYAN EXPRESSWAY)**  
**RETAINING WALL ALONG LAFAYETTE AVE.**  
**89TH ST. TO 88TH ST.**  
**WALL 38 - PLAN AND ELEVATION**  
**STA. 1251+02.45 TO STA. 1252+82.45**  
 S.N. 016-W950      DESIGNED BY: MI, MAF  
 SCALE: N.T.S.      DRAWN BY: MAF, TB  
 DATE: MARCH 25, 2005      CHECKED BY: TD, MI